International

EN

haupa®

Product Portfolio 2025

haupa.com

catalogue to go

Tradition meets the future

HAUPA and BRINKO combine their strengths to jointly offer innovative solutions for electrical and sanitary applications.

The Haupa GmbH & Co. KG „Tools and Cable Connection Technology for Electricians“ and Brinko GmbH „Tools and Camera Inspection Systems for Sanitary“ have merged retroactively as of January 1, 2024, and now operate under the name HAUPA GmbH.

This enables us to optimally leverage our synergies and efficiently accompany the transformation in the electrical and sanitary industries. The HAUPA brand, founded in 1961, and the BRINKO brand, established in 1860, will maintain their familiar external representations. Together, we look forward to a successful future where we can work even more efficiently and meet your requirements with innovative solutions.

QUALITY and SAFETY are hugely important to us!

Our product portfolio includes high-quality system tools and certified cable connection technology for the electrical trade and industry, as well as a wide range of basic tools for professional use in electrical engineering. In addition, we produce and market high-quality tools for the sanitary sector. The quality of our products is our top priority at HAUPA. To ensure this, we conduct continuous quality controls in-house.

In recent years, our range has expanded significantly. To serve and satisfy our customers beyond electrical engineering, we are constantly working to add new tools and accessories to our product offering. This allows us to act as a central point of contact in various fields related to electrical trade and sanitary topics.

Logistics and shipping

Thanks to our modern warehouse in Remscheid, we always have a large proportion of our products in stock. Our experienced logistics team strives to ensure that our goods usually make their way to the customer on the day of the order. Customer satisfaction, your trust and on-time delivery are our most important goals!

Competent contact person

We personally take care of the questions and problems of our customers. When you get in touch with us, you can be sure that we will help you. Our on-site employees are professionals in the field, and some have worked as electrical engineers themselves, making them the perfect contact person for you.

If you are not sure which materials you can process with which tool, we would be delighted to help - and answer all other questions, too!

Sales exclusively through specialized wholesalers

Our products are available exclusively through the relevant specialized wholesalers. A strong partnership is very important to us.

PVC pipe cutters

PVC pipe cutter

Art. No.		Ø	kg	PU
200214		0 - 35	0,235	1
200215	spare blades			1

PVC pipe cutter

Art. No.		Ø	kg	PU
200216		0 - 42	0,270	1
200217	Replacement head			1

PVC pipe cutter (with ratchet)

VIDEO 200218

Art. No.		Ø	kg	PU
200218		0 - 63	0,270	1
200219	spare blades			1

Plastic corrugated tube cutter

Art. No.	Ø	kg	PU
200208	14 - 45	0,160	1

Cable cutters

Allround soft-grip scissors

Art. No.	↔	mm²	kg	PU
200155 ✱	140	25	0,086	1

Allround soft-grip scissors

Art. No.	↔	mm²	kg	PU
200185 ✱	150	50	0,083	1

Electrician's scissors stainless steel 160 mm

NEW

Art. No.	↔	mm²	kg	PU
200204	160	70	0,083	1

Electrician's scissors stainless steel 170 mm, Multi-Grip

NEW

Art. No.	↔	mm²	kg	PU
200213	170	80	0,083	1

Cable cutters

Cable cutter

Ø 8 | Cu AL | Cu

PREMIUM

Art. No.	↔	Ø	mm²	kg	PU
201085 ✱	160	8	16	0,177	1

Cable cutter

Ø 12 | Cu AL | Cu

PREMIUM

Art. No.	↔	Ø	mm²	kg	PU
201087	200	12	35	0,289	1

Cable cutter

Ø 8 | Cu AL | Cu

Art. No.	↔	Ø	mm²	kg	PU
201086	180	8	16	0,216	1

Cable cutter

Ø 12 | Cu AL | Cu

Art. No.	↔	Ø	mm²	kg	PU
201088	240	12	35	0,361	1

Cable cutters with spring joint

Ø 10 | Cu AL

Art. No.	↔	Ø	mm²	kg	PU
200086 ✱	170	10	25	0,266	1

Cable cutters with spring joint

Ø 15 | Cu AL

Art. No.	↔	Ø	mm²	kg	PU
200088 ✱	230	15	70	0,475	1

Cable cutter

Ø 25 | Cu AL

Art. No.	↔	Ø	mm²	kg	PU
200105	215	25	70	0,281	1

Cable cutter with a snap

for fine wired cable

Ø 16,9 | Cu AL

PREMIUM

Art. No.	↔	Ø	mm²	kg	PU
201002 ✱	180	16,9	70	0,241	1

Cable cutter

Ø 27 | Cu AL

Art. No.	↔	Ø	mm²	kg	PU
200087	500	27	150	1,026	1

Cable cutters

Ø 20 | Ø 35 | Ø 50 | Cu AL

Art. No.	↔	Ø	mm²	kg	PU
200073	360	20	120	0,620	1
200073/MK	cutting head				1
200095	530	35	185	1,652	1
200095/MK	cutting head				1
200099	780	50	400	3,380	1
200099/MK	cutting head				1

single wire		wire rope	
multi-wire		armoured steel cable (SWA)	
sector-shaped		ACSR	
fine wire		bolt	
communication		solid steel	solid Cu

Cable cutters Super light

Art. No.	⟷	Ø	mm²	kg	PU
200197	700	24	120	1,839	1

Cable cutter

PREMIUM

Art. No.		⟷	Ø	mm²	kg	PU
200100		980	40	400	3,920	1
200104	cutting head					1

Wire cutters (ACSR)

Wire cutter

Art. No.	⟷	Ø	mm²	kg	PU
200173 *	180	6	10	0,306	1

Wire cutter

Art. No.	⟷	Ø	mm²	kg	PU
200175	360	10	95	0,752	1

Wire cutter

Art. No.	⟷	Ø	mm²	kg	PU
200181	700	14	150	2,390	1

Cable cutter

Hand cable cutter Ø 34 mm

Art. No.	⟷	Ø	mm²	kg	PU
200089-1	260	34	300	0,600	1

single wire		wire rope	
multi-wire		armoured steel cable (SWA)	
sector-shaped		ACSR	
fine wire		bolt	
communication		solid steel	solid Cu

Hand cable cutter

VIDEO 200183-1

Art. No.	⟷	Ø	mm²	kg	PU
200183-1	297	62	480	0,820	

Cable cutter

Art. No.	⟷	Ø	mm²	kg	PU
200111	250	34	185	0,790	1

Cable cutter

VIDEO 200112

Art. No.	⟷	Ø	mm²	kg	PU
200112	320	52	400	1,122	1

Cable cutter

leveraged, power saving of up to 50%

PREMIUM

Art. No.	⟷	Ø	mm²	kg	PU
200113	250	35	240	0,976	1

Cable cutter

leveraged, power saving of up to 50%

PREMIUM

Art. No.	⟷	Ø	mm²	kg	PU
200177	260	45	300	0,900	1

Cable cutters with eccentric drive

Cable cutter

leveraged, power saving of up to 50%

PREMIUM

Art. No.	⟷	Ø	mm²	kg	PU
200114	325	52	400	1,340	1

Special cable cutter

high leverage, perfected cutting force performance

Art. No.	⟷	Ø	mm²	kg	PU
200116	370	75	300	1,585	1

Cable cutter

leveraged

PREMIUM

Art. No.	⟷	Ø	mm²	kg	PU
200115	410	62	750	2,224	1

Cable cutter

also suitable for cables with steel sheet jacket and soft steel wire reinforcement, ST 52

PREMIUM

Art. No.	⟷	Ø	mm²	kg	PU
200119	610	80	1000	3,322	1

Cable cutter

leveraged, also suitable for cables with steel sheet jacket and softsteel wire reinforcement, ST 52

PREMIUM

Art. No.	⟷	Ø	mm²	kg	PU
200179	610	100	1400	3,000	1

PU Packing unit PrU Price unit
The legend for abbreviations for all table headers can be found sorted alphabetically on page 188.

* Bestseller Premium product

Special cable cutters

Universal cable cutter with eccentric drive

leveraged
Complete set:
- Universal cable cutter
- 1 pair of cutting segments S1 (Art. 200178/S1)
- Cleaner
- ACSR

Art. No.	↔	Ø	mm²	kg	PU
200178	230	50	300	1,140	1

Further accessories for cable cutter item no. 200178

Application:
AL/CU: Cross-section 300 mm², Ø 50 mm
Flexible steel cables: Cross-section 95 mm², Ø 14 mm
Niro cables Ø 8 mm, 19/1
ACSR DIN 48 204: Cross-section 150/25 mm², Ø 20 mm, 7/2.1 mm
Steel armoured tubing: Ø 50 mm

Art. No.	Ø	mm²	kg	PU
200178/S1	50	300	0,100	1

Further accessories for cable cutter item no. 200178

Application:
AL/CU: Cross-section 150 mm, Ø 30 mm
Flexible steel cables: Cross-section 70 mm, Ø 12 mm
Supporting cable: Cross-section 70/300 mm², Ø 12/30 mm, Type 8
ACSR DIN 48 204: Cross-section 70/12 mm², Ø 11.7 mm, 7/1.44 mm

Art. No.	Ø	mm²	kg	PU
200178/B	30	150	0,100	1

Further accessories for cable cutter item no. 200178

Application:
AL/CU: Cross-section: 350 mm, Ø 50 mm
Clean cut and low handgrip with large cross sections suitable for highly flexible conductors
not for steel

Art. No.	Ø	mm²	kg	PU
200178/C	30	150	0,100	1

Further accessories for cable cutter item no. 200178

Application:
AL/CU: Cross-section 350 mm, Ø 50 mm
Flexible steel cables: Cross-section 95 mm, Ø 16 mm
Cable with soft steel sleeve: Cross-section 240 mm², Ø 50 mm
Clean cut and normal handgrip

Art. No.	Ø	mm²	kg	PU
200178/S	50	350	0,100	1

Further accessories for cable cutter item no. 200178

Application:
AL/CU: Cross-section 200 mm², Ø 50 mm
Flexible steel cables: Cross-section 95 mm², Ø 14 mm
Niro cables: Ø 8 mm, 19/1
ACSR DIN 48 204: Cross-section 300/50 mm², Ø 24.5, 7/3 mm
Steel armoured tubing: Ø 50 mm
Construction steel 235JR+AR: Ø 10 mm, full material
Screws: Ø 8 mm, 8.8
Can lead to crimping of steel cables are highly flexible, slightly edgy cutaway
section, increased handgrip

Art. No.	Ø	mm²	kg	PU
200178/S2	50	200	0,100	1

Front cable cutter

Front cable cutter

Art. No.	↔	Ø	mm²	kg	PU
200124	245	25	120	1,020	1

Front cable cutter

Art. No.	mm²	↔	Ø	kg	PU
200126	185	330	34	1,541	1

Front cable cutters with eccentric drive

Front cable cutter with eccentric drive

leveraged

Art. No.	↔	mm²	Ø	kg	PU
200131	330	240	35	1,673	1

Front cable cutter with eccentric drive

leveraged,
also suitable for cables with steel sheet jacket and softsteel wire reinforcement, ST 52

Art. No.	↔	mm²	Ø	kg	PU
200151	485	550	55	3,493	1

Hydraulic cable cutters

Hydraulic cutter HH 85-ST

Art. No.	↔	Ø	kg	PU
216402	580	32	5,300	1

Hydraulic cutter HH 85-ST

Art. No.	↔	Ø	kg	PU
216404	690	85	6,830	1

Hydraulic cutting headstocks

Hydraulic cutting headstock

Art. No.	Ø	kg	PU
216408	85	5,020	1

Hydraulic cutting headstock

Art. No.	Ø	kg	PU
216410	120	14,600	1

single wire		wire rope	
multi-wire		armoured steel cable (SWA)	
sector-shaped		ACSR	
fine wire		bolt	
communication		solid steel	solid Cu

Hydraulic cutting headstock

Art. No.	Ø	kg	PU
216415	95	11,300	1

Safety cutting equipment

Hydraulic safety life line cable cutter

Art. No.	Ø	bar	kg	PU
216417	85	625	32,000	1

Hydraulic safety life line cable cutter

Art. No.	Ø	bar	kg	PU
216421	95	625	33,000	1

Hydraulic safety life line cable cutter

Art. No.	Ø	bar	kg	PU
216416	120	625	36,600	1
216416/850	120	850	36,600	1

single wire		wire rope	
multi-wire		armoured steel cable (SWA)	
sector-shaped		ACSR	
fine wire		bolt	
communication		solid steel	solid Cu

Battery powered cable cutters

Battery powered cable cutter AS-52

- for copper and aluminium cable, multi-wire
- diameter up to 52 mm

Art. No.	Ø	kg	PU
216434-1	52	7,130	1
216434-1-NO	52	3,100	1
216434-1-N	52	3,000	1

Battery powered cable cutter AS-65

- for copper and aluminium cable, multi-wire
- diameter up to 65 mm

Art. No.	Ø	kg	PU
216435-1	65	7,130	1
216435-1-NO	65	3,100	1
216435-1-N	65	3,000	1

Battery powered cable cutter AS-52F

- for copper and aluminium cable
- with blades for fine-stranded cables

Art. No.	Ø	kg	PU
216436/F-1	52	7,480	1
216436/F-1-NO	52	3,500	1
216436/F-1-N	52	8,100	1

Battery powered cable cutter AS-52ACSR

- Diameter 18,6 mm / 120 mm²
- ACSR 19 mm
- not suitable for Cu/Al

Art. No.	Ø	kg	PU
216436-1	18,6	8,100	1
216436-1-NO	18,6	3,500	1
216436-1-N	18,6	3,300	1

Hydraulic cable cutters

Battery powered universal cable cutter universal AS6-S20

- Pressing force kN: 60 kN
- Working pressure in bar: 700
- Cutting width Ø: 20
- Battery charging time in minutes: 30
- Battery type: Li-Ion, 18 V, 2 Ah
- With the new HAUPA battery item no. 215523 and charger item no. 215527
- ACSR
- Sheet and wire armouring Cu
- Wire rope, bracing wire
- Soft rod steel
- Lead sleeve cable



Art. No.	Ø	kg	PU
216418-1	20	8,100	1
216418-1-NO	20	3,000	1
216418-1-N	20	2,700	1

Scope of delivery for all battery-operated tools:
1 tool, 1 quick charger and 1 rechargeable battery in SysCon or system case incl. Insert.

For versions -NO: no battery, no charger
For versions -N: only machine in transport packaging

PU Packing unit PrU Price unit
The legend for abbreviations for all table headers can be found sorted alphabetically on page 188.

Bestseller Premium product

Battery powered cable cutter AS6-S32

- Pressing force kN: 60 kN
- Working pressure in bar: 700
- Cutting width Ø: 32
- Battery charging time in minutes: 30
- Battery type: Li-Ion, 18 V, 2 Ah

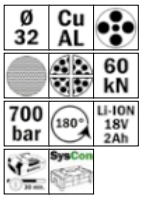

Art. No.	Ø	kg	PU
216419-1	32	7,900	1
216419-1-NO	32	3,900	1
216419-1-N	32	7,900	1

Battery-hydraulic cable cutter AS6-S32ACSR

- Precise cut with little conductor deformation
- Cutting force kN: 60
- Work pressure in bar: 700
- Cutting width Ø: 32
- Cutting head rotates 180°
- Battery charge time in minutes: 30
- Battery type: Li-Ion, 18 V, 2 Ah
- For battery Art. no. 215523 and charger Art. no. 215527
- Compatible with MAKITA 18 V charging equipment
- LED lamp for illuminating work area

NEW

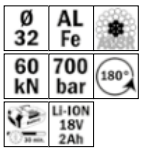

Art. No.	Ø	↔	kg	PU
216426-1	32	480	7,900	1
216426-1-NO	32	480	4,540	1
216426-1-N	32	480	4,540	1

single wire		wire rope	
multi-wire		armoured steel cable (SWA)	
sector-shaped		ACSR	
fine wire		bolt	
communication		solid steel	solid Cu

Battery-hydraulic cable cutter AS6-S50

- Precise cut with little conductor deformation
- Cutting force kN: 60
- Work pressure in bar: 700
- Cutting width Ø: 50
- Cutting head 180° rotating
- Battery charging time in minutes: 30
- Battery type: Li-Ion, 18 V, 2 Ah
- Compatible with battery Art. No. 215523 and charger Art. No. 215527
- Compatible with MAKITA 18 V charging equipment
- LED front lamp for work area illumination

Art. No.	Ø	↔	kg	PU
216420-1	50	480	8,424	1
216420-1-NO	50	480	4,550	1
216420-1-N	50	480	7,900	1

Battery-hydraulic cable cutter AS6-S65

- Precise cut with little conductor deformation
- Cutting force kN: 70
- Work pressure in bar: 700
- Cutting width Ø: 65
- Cutting head rotates 180°
- Battery charge time in minutes: 30
- Battery type: Li-Ion, 18 V, 2 Ah
- For battery Art. no. 215523 and charger Art. no. 215527
- Compatible with MAKITA 18 V charging equipment
- LED lamp for illuminating work area

NEW

Art. No.	Ø	↔	kg	PU
216423-1	65	500	7,900	1
216423-1-NO	65	500	4,520	1
216423-1-N	65	500	4,520	1

Scope of delivery for all battery-operated tools:
1 tool, 1 quick charger and 1 rechargeable battery in SysCon or system case incl. Insert.

For versions -NO: no battery, no charger
For versions -N: only machine in transport packaging

Battery powered cable cutter AS6-40

- Pressing force kN: 60
- Working pressure in bar: 700
- Cutting width Ø: 40
- Battery charging time in minutes: 60
- Battery type: Li-Ion, 18 V, 4 Ah

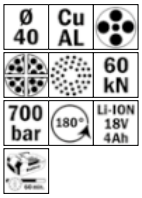

Art. No.	Ø	↔	kg	PU
216422-1	40	385	11,100	1
216422-1-NO	40	385	6,200	1
216422-1-N	40	385	5,700	1

Battery powered cable cutter AS12-52

- Pressing force kN: 120
- Working pressure in bar: 700
- Cutting width Ø: 52
- Battery charging time in minutes: 60
- Battery type: Li-Ion, 18 V, 4 Ah
- ACSR



Art. No.	Ø	↔	kg	PU
216424-1	52	385	13,200	1
216424-1-NO	52	385	9,100	1
216424-1-N	52	385	8,500	1

Battery powered cable cutter AS6-85

- Pressing force kN: 60
- Working pressure in bar: 700
- Cutting width Ø: 85
- Battery charging time in minutes: 60
- Battery type: Li-Ion, 18 V, 4 Ah



Art. No.	Ø	↔	kg	PU
216428-1	85	385	13,820	1
216428-1-NO	85	385	8,900	1
216428-1-N	85	385	8,300	1

haupa®
... convincing solutions

Battery powered cable cutter SAS6-85

- Pressing force kN: 60
- Working pressure in bar: 700
- Cutting width Ø: 85
- Armoured steel cable
- Battery charging time in minutes: 60
- Battery type: Li-Ion, 18 V, 4 Ah



VIDEO 216430-1

Art. No.	Ø	↔	kg	PU
216430-1	85	385	12,900	1
216430-1-NO	85	385	8,900	1
216430-1-N	85	385	8,300	1

Battery powered cable cutter AS12-S85

- Pressing force kN: 120
- Working pressure in bar: 700
- Cutting width Ø: 85
- Battery charging time in minutes: 60
- Battery type: Li-Ion, 18 V, 4 Ah

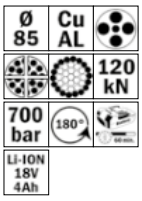

Art. No.	Ø	↔	kg	PU
216425-1	85	385	16,150	1
216425-1-NO	85	385	13,000	1
216425-1-N	85	385	11,800	1

Cable sheath strippers

Cable stripper Kabifix

PREMIUM

Art. No.	Ø	kg	PU
200022	6-28	0,100	1
200024		0,007	1

Cable stripper Kabifix LWL

PREMIUM

Art. No.	Ø	kg	PU
200023	6-25	0,136	1
200023/M		0,003	1

System 4 – 70 cable stripper

Cable stripping knife system with interchangeable bracket

PREMIUM

Art. No.	Ø	kg	PU
201040	4-70	0,123	1

Profi set cable stripping system 4 – 70

Contents:
- 201040
- 201042
- 201044
- 201046
- 201048
- 201050

PREMIUM

Art. No.	set	Ø	kg	PU
201054	6	4-70	0,100	1

Interchangeable bracket

Suitable for cable stripping system 4 – 70 (Art. No. 201040)

Art. No.	Ø	kg	PU
201042	4-16	0,031	1
201044	8-28	0,031	1
201046	27-35	0,060	1
201048	35-50	0,100	1
201050	50-70	0,100	1

Replacement hook blades

Suitable for cable stripping system 4 – 70 (Art. No. 201040)

Art. No.	Ø	kg	PU
201052	4-70	0,100	1

Cable stripping knife

VIDEO 200031

Art. No.	Ø	kg	PU
200031 ✱	8-28	0,100	1
200046		0,004	10

Cable stripping knife

Art. No.	Ø	kg	PU
200038 ✱	4-16	0,090	1
200040	8-28	0,091	1
200042	28-35	0,101	1
200044	35-50	0,108	1
200046		0,004	10

Stripper standard

VIDEO 200036

Art. No.	Ø	kg	PU
200036	8-13	0,065	1

Stripper All-rounder

- Cable stripper for round cables from Ø 4 – 15 mm and flat cables up to 15 mm width
- Stripping 1.5 and 2.5 mm² single wire
- Lengthwise cut

PREMIUM

VIDEO 200050

Art. No.	Ø	kg	PU
200050 ✱	4-15	0,111	1

XL cable stripper

for stripping round cables with a round cut, extra long for deep flush-mounted boxes

VIDEO 201045

Art. No.	Ø	kg	PU
201045	8-13	0,100	1

Universal stripper

VIDEO 200043

Art. No.	Ø	kg	PU
200043 ✱	8-13	0,063	1

Flatcable stripper

For stripping flat cables up to 12 mm in width Stripping tool 0.8 - 2.5 mm²

Art. No.	Ø	kg	PU
200037	4-13	0,068	1

PU Packing unit PrU Price unit
The legend for abbreviations for all table headers can be found sorted alphabetically on page 188.

✱ Bestseller PREMIUM Premium product

Top Coax Plus cable stripper

Art. No.	Ø	kg	PU
201058	4,8-7,5	0,100	1

Hex socket wrench for coax

for items 201058 and 200035

Art. No.	WS	kg	PU
201059	11	0,100	1

Stripper for coaxial cable

CAT 5, CAT 6, CAT 7, twisted pair

Art. No.	Ø	kg	PU
200636 ✱	4,8-7,5	0,041	1

Stripper for coaxial cable

Art. No.	RJ	kg	PU
200069		0,048	1

PC-Strip

for data cables

Art. No.	Ø	kg	PU
200039	5-13	0,064	1

Cable strippers for short-circuit proof lines

Art. No.	Ø	kg	PU
200630	1,5	0,054	1
200632	2,5-6	0,054	1
200634	10-16	0,054	1

Cable stripper HUPstripPV

Solar 2,5 – 6 mm² | Ø 7,5 – 9,5 mm

Art. No.	Ø	kg	PU
201060	7,5-9,5	0,054	1

single wire		wire rope	
multi-wire		armoured steel cable (SWA)	
sector-shaped		ACSR	
fine wire		bolt	
communication		solid steel	solid Cu

Cable stripper HUPstripPV+

Solar 1.5 – 16.0 mm² | 16 – 6 AWG

NEW

Art. No.	Ø	kg	PU
201062	1,4 - 4,5	0,054	1

PC-Cat

CAT 5, CAT 6, CAT 7, twisted pair

Art. No.	Ø	⟷	kg	PU
200637	4,5-10	125	0,062	1

No.1-Cat

CAT 5, CAT 6, CAT 7, twisted pair

Art. No.	Ø	⟷	kg	PU
200638	4,5-10	128	0,050	1

Stripper for UTP-/STP-data cable

Art. No.	Ø	kg	PU
200068	3,5-9	0,060	1

Precision stripper PWS Plus

PREMIUM

Art. No.	Ø	kg	PU
200033	0,25-0,8	0,039	1

Sensor Tool LSA

Art. No.	Ø	kg	PU
300322	0,35 - 0,9	0,078	1

Wire strippers

Cable stripper, manual

Art. No.	⟷	mm²	kg	PU
210620 ✱	175	0.5 - 2,5	0,158	1
210622	175	0.5 - 1,5	0,158	1
210624	175	0.25 - 0,75	0,161	1

Cable stripper, manual optical fibre

PREMIUM

Art. No.	⟷	mm²	kg	PU
200057 ✱	150	0 - 0,18	0,120	1

Cable stripper, automatic

Art. No.	⟷	mm²	kg	PU
210691	165	0,5 - 2	0,340	1
210692 ✱	165	1 - 4	0,350	1

Wire stripper High Strip

Rubber, silicone, TPE etc.

Art. No.	⟷	mm²	kg	PU
210684	170	0.5 - 4	0,130	1

Automatic wire stripper Super Plus

VIDEO 210695

Art. No.	⟷	mm²	kg	PU
210695 ✱	170	0.2 - 6	0,088	1
210695/E		0.2 - 6	0,010	1

Automatic wire stripper Super4Pro

Art. No.	⟷	mm²	kg	PU
210698	165	0,2 - 6	0,094	1

haupa®

... convincing solutions

Automatic wire stripper

VIDEO 210696

Art. No.	↔	mm²	kg	PU
210696 ✱	180	0.2 - 6	0,151	1
210696/2	Spare knife			1

Wire stripper / Solar

Art. No.	↔	mm²	kg	PU
210685	160	6 - 16	0,147	1

Flat cable pliers

Art. No.	↔	mm²	kg	PU
210686	160	0.75 - 2,5	0,148	1

Wire stripper Sensor Mini

PREMIUM

Art. No.	↔	Ø	kg	PU
210730	180	3,2-4,4	0,122	1

Wire stripper sensor special

PREMIUM

Art. No.	↔	Ø	kg	PU
210729	180	4,4-7,0	0,122	1

Cable stripper ASI, automatic

Special formed blades with integrated side scale

PREMIUM

Art. No.	↔	kg	PU
210693	160	0,117	1
210693/1	Spare knife		1

Cable stripper Outlet 20/55

PREMIUM

Art. No.	↔	Ø mm	kg	PU
210699	160	7,5-9 20	0,100	1

Automatic cable stripper

Automatic cable stripper

PREMIUM

Art. No.	↔	mm²	kg	PU
211928	160	0,08 - 2,5	0,156	1
211928/1		0.08 - 2,5	0,008	1

Automatic cable stripper

PREMIUM

Art. No.	↔	mm²	kg	PU
211930 ✱	205	0,08 - 6	0,255	1
211930/1		0.08 - 6	0,009	1

Automatic cable stripper

PREMIUM

Art. No.	↔	mm²	kg	PU
211934	205	0.03 - 10	0,130	1

Automatic cable stripper

PREMIUM

Art. No.	↔	mm²	kg	PU
211932	205	6 - 16	0,250	1
211932/1		6 - 16	0,011	1

Cable sheath strippers

Cable sheath cutter

Art. No.	Ø	kg	PU
110581	>25	0,220	1

Stripping pliers

Art. No.	↔	Ø	kg	PU
200187	260	26-52	0,760	1
200188	290	47-75	1,100	1

Stripping tool for medium-high voltage cable

VIDEO 200520

Art. No.	Ø	kg	PU
200520	10-50	0,800	1
200520/1		0,800	1

PU Packing unit PrU Price unit
The legend for abbreviations for all table headers can be found sorted alphabetically on page 188.

✱ Bestseller Premium product

Cable Sheath Stripper

VIDEO 200524

Art. No.	mm²	Ø	kg	PU
200524	35-500 mm²	15-55	0,800	1
200524/1		15-55	0,020	1

Edge cutter



Art. No.	Ø	kg	PU
200526	0-40	0,100	1
200528	0-60	0,100	1

Complete assembly case

PREMIUM

Contents:
- Sleeve cutter
- Plastic prism
- Stripping device
- Silicone paste
- Edge cutter
- Key for changing blades

Art. No.	set	mm²	kg	PU
200522	6	35 - 500	2,704	1

Pressing tongs for photovoltaic elements

Crimping pliers photovoltaic

211657: square crimping (for MC3 plug connectors (Multi Contact)) / 211659: roll crimping (for MC4 plug connectors (Multi Contact))

Art. No.	mm²	kg	PU
211657	2,5 - 6	0,560	1
211659 ✱	2,5 - 6	0,560	1

Crimping pliers HUPstar Photovoltaic

PREMIUM

Pressing star 213084/E
Photovoltaics:
Amphenol Helios H4: 2,5 / 4 / 6
MC3 plug connectors (Multi Contact): 2,5 / 4 / 6
MC4 plug connectors (Multi Contact): 2,5 / 4 / 6
Tyco Solarlok: 1,5 / 2,5 / 4 / 6

Art. No.		mm²	kg	PU
213084		2301,5 - 60,300		1
213084/E	Replacement star			1

Crimpset MULTI Photovoltaik

for MC3 plug connectors (Multi Contact): art. 212007,
for MC4 plug connectors (Multi Contact): art. 212008

Art. No.	set	Typ	kg	PU
212005	4	MC3 + MC4	1,150	1

HAUPA Crimp System for Photovoltaics

without dies

Art. No.	mm²	set	kg	PU
212200	6	6	0,998	1

Crimp inserts for Huber & Suhner contacts

Art. No.	mm²	kg	PU
212206	2,5 - 4	0,050	1
212208	4 - 6	0,050	1

Crimp inserts for plug connectors (Multi Contact) multi-contact contacts

for MC3 contacts (Multi Contact)

Art. No.	mm²	kg	PU
212210	2,5 - 6	0,050	1
212212	Locator	0,030	1

Crimp inserts for multi-contact contacts

for MC4 connectors (Multi Contact)

Art. No.	mm²	kg	PU
212214	2,5 - 6	0,050	1
212216	Locator	0,030	1

Crimp insert for Hirschmann contacts

Art. No.	mm²	kg	PU
212218	2,5 - 6	0,050	1

Crimp insert for Tyco contacts

Art. No.	mm²	kg	PU
212220	1,5 - 6,0	0,050	1
212222	Locator	0,030	1

Dies for Solar contacts Amphenol

Art. No.	mm²	kg	PU
212226	2,5 - 4	0,050	1
212228	Locator	0,050	1

HUPcompact HC06 for MC4 connectors (Multi Contact)

100 % parallel | 5 kN | LONG LIFE 50000 X

Art. No.	mm²	kg	PU
213110	4 - 10	0,300	1

Crimpset X-Crimp for photovoltaic

Supplied in robust nylon bag (Art. 220260).
Content: Art. 211690, Art. 211657/E, Art. 211659/E, Art. 210842/E, Art. 210761/E

M 210

Art. No.	set	kg	PU
211697	5	0,900	1

Assembly tool for MC4 plug connectors (Multi Contact)

Art. No.		kg	PU
110806	for MC4 (Multi Contact)	0,026	1

HUPsolarKit 3

Content:
211225 Cable cutter VDE HUPtriCut | 160 mm for Ø 8 mm
201060 Cable stripper HUPstripPV | Solar 2.5 – 6.0 mm²
110806 Assembly tool for MC4 (2 units)
211659 Crimping plier Photovoltaic | Roll-crimp (for MC4) 2.5 – 6 mm²
330046/K PV plastic case, black with print

Art. No.	set	kg	PU
330046	6	1,320	1

HUPsolarKit 4

Content:
211225 Cable cutter VDE HUPtriCut | 160 mm for Ø 8 mm
201062 Cable stripper HUPstripPV+ | Solar 1.5 – 16 mm²
110806 Assembly tool for MC4 (2 units)
213110 HUPcompact HC06 for MC4 plugs 4 – 10 mm²
330048/K PV plastic case, black with print

Art. No.	set	kg	PU
330048	6	1,320	1

HUPsolarKit 5

Contents:
201085 Cable cutter HUPtriCut dip-insulated | 160 mm for Ø 8 mm
201062 Cable stripper HUPstripPV+ | 1.5 – 16 mm²
110806 assembly tool for MC4 plug connectors (Multi Contact) (2 pieces)
213110 HUPcompact HC06 for MC4 plug connectors (Multi Contact) | 4 – 10 mm²
220105 Belt bag ToolBelt with 8 compartments

Art. No.	set	kg	PU
330050	6	0,700	1

PU Packing unit PrU Price unit
The legend for abbreviations for all table headers can be found sorted alphabetically on page 188.

* Bestseller Premium product

Crimping pliers for end sleeves

Crimping pliers

Art. No.	mm²	kg	PU
210818	0,25 - 2,5	0,210	1

Crimping pliers

Art. No.	↔	mm²	kg	PU
210820 ✱	140	0,25 - 2,5	0,202	1
210824 ✱	220	0,75 - 16	0,304	1
210826 ✱	225	10 - 35	0,277	1

Crimping pliers

Art. No.	mm²	kg	PU
211650	0,14 - 2,5	0,371	1
210841 ✱	0,25 - 6	0,380	1
211652	6 - 16	0,374	1

Crimping pliers for twin end sleeves

Art. No.	mm²	kg	PU
211676	0,5 - 6	0,576	1
211678	6 - 16	0,604	1

Crimping pliers

Art. No.	mm²	kg	PU
210763 ✱	0,5 - 4	0,578	1
210842 ✱	1 - 10	0,553	1
210765	6 - 16	0,582	1
211672	10 - 25	0,580	1
210768	10 - 35	0,606	1
211674	25 - 50	0,600	1

HUPcompact HC02

PREMIUM

Art. No.	mm²	kg	PU
213088	0,25 - 16	0,480	1

Crimping pliers HUPsquare 10

Art. No.	mm²	TWIN (mm²)	kg	PU
212804	0,08 - 10	2 x 4	0,566	1

Crimping pliers HUPsquare 16

Art. No.	mm²	TWIN (mm²)	kg	PU
212806	0,5 - 16	2 x 6	0,566	1

Crimping pliers

Art. No.	mm²	TWIN (mm²)	kg	PU
210804	0,08 - 10	2 x 4	0,360	1

Crimping pliers

PREMIUM

Art. No.	mm²	TWIN (mm²)	kg	PU
211816 ✱	0,08 - 16	2 x 6	0,413	1

Crimping pliers

PREMIUM

Art. No.	mm²	TWIN (mm²)	kg	PU
211818	0,08 - 16	2 x 10	0,413	1

Front-Crimping pliers

Art. No.	mm²	TWIN (mm²)	kg	PU
210819	0,08 - 10	2 x 4	0,489	1
211810	0,08 - 16	2 x 6	0,489	1

Crimping pliers

Art. No.	mm²	TWIN (mm²)	kg	PU
210788 ✱	10 - 50	2 x 16	0,732	1
210789	50 - 95		0,800	1

Quadro complete set in case

PREMIUM

Art. No.	↔	mm²	kg	PU
210682	170	0,5 - 2,5	0,713	1

Pneumatic crimpers

HAUPA Pneumatic Crimpers

VIDEO 217030

Art. No.	↔	mm²	kg	PU
217030	200	0,25 - 2,5	0,720	1
217040	200	4 - 10	0,739	1

HAUPA Pneumatic crimpers table top versions

Art. No.	↔	mm²	kg	PU
217010	200	0,14 - 2,5	5,000	1
217020	200	4 - 10	5,000	1

Crimping pliers for insulated crimp terminals

Crimping pliers

Art. No.	mm²	kg	PU
210845	0,08 - 2,5	0,343	1

Crimping pliers

Art. No.	mm²	kg	PU
210761 ✱	0,5 - 6	0,566	1

HUPcompact HC01

PREMIUM

Art. No.	mm²	kg	PU
213090	0,1 - 6	0,480	1

Crimping pliers

Art. No.	mm²	kg	PU
210827	10 - 16	0,472	1

Crimping pliers

Art. No.	mm²	kg	PU
210802	1.5 - 6	0,178	1

Combi-Crimping pliers

Art. No.	mm²	kg	PU
210808 ✱	1.5 - 6	0,198	1

Crimping pliers

Art. No.	mm²	kg	PU
211695	0.5 - 10	0,566	1

Crimping pliers for coaxial connections

Crimping pliers

Art. No.		kg	PU
210849	RG 55-58-59-62	0,303	1

Crimping pliers

Art. No.		kg	PU
210767 ✱	RG 55-58-59-62	0,567	1
211680	RG 55-58-59-62-5-6	0,578	1

Crimping pliers HUPstar Coax

Pressing star 213082/E
Coax: **Hexagon pressure bonding,** BNC, TNC, SNB, SNC, SMS, SMA, MCX, 1.07 to 10.9 mm

PREMIUM

Art. No.	↔	kg	PU
213082	230	0,300	1

Crimping pliers for contacts and connectors

Crimping pliers

twisted contacts

Art. No.	mm²	kg	PU
211656	0,14 - 4	0,367	1
211658	1,5 - 6	0,372	1

Crimping pliers

Art. No.	mm²	kg	PU
211660	0,14 - 1,5	0,370	1

Crimping pliers

D-Sub-connectors

Art. No.	mm²	kg	PU
211662	0,08 - 0,56	0,365	1

Crimping pliers for uninsulated open brass cable lugs

Crimping pliers

Art. No.	mm²	kg	PU
210777	0.5 - 1,5	0,366	1

Crimping pliers

Art. No.	mm²	kg	PU
211682	0.5 - 2,5	0,568	1
210762 ✱	0.5 - 6	0,575	1

Crimping pliers

Art. No.	mm²	kg	PU
210785	0.5 - 1	0,537	1
210786	1.5 - 2,5	0,535	1

HUPcompact HC04

PREMIUM

Art. No.	mm²	kg	PU
213094	0.5 - 6	0,490	1

Crimping pliers for uninsulated crimp cable lugs

Crimping pliers

Art. No.	mm²	kg	PU
210778	0.25 - 2,5	0,363	1
210779	0.5 - 6	0,366	1

Crimping pliers

Art. No.	mm²	kg	PU
210764	1.5 - 10	0,565	1

HUPcompact HC03

PREMIUM

Art. No.	mm²	kg	PU
213092	0.75 - 10	0,480	1

Crimping pliers

Art. No.	mm²	kg	PU
210771	1,5 - 6	0,111	1

Crimping pliers

Art. No.	mm²	kg	PU
210772	1 - 10	0,478	1
210774	1 - 16	0,503	1

PU Packing unit PrU Price unit
The legend for abbreviations for all table headers can be found sorted alphabetically on page 188.

✱ Bestseller Premium product

Crimping pliers

Art. No.	mm²	kg	PU
210799	0.5 - 16	0,640	1

Crimping pliers for non-insulated tubular cable lugs, connectors

Crimping pliers

Art. No.	mm²	kg	PU
210771	1,5 - 6	0,111	1

Crimping pliers

Art. No.	mm²	kg	PU
210772	1 - 10	0,478	1
210774	1 - 16	0,503	1

Crimping pliers

Art. No.	mm²	kg	PU
210830 ✱	0.75 - 16	0,574	1

Crimping pliers

Art. No.	mm²	kg	PU
210791	10 - 120	3,040	1

Crimping pliers

Art. No.	mm²	kg	PU
210836	50 - 120	5,280	1
210838	120 - 240	5,200	1
210840	185 - 400	5,200	1

Crimping pliers

Art. No.	Typ	mm²	kg	PU
210805 ✱		6 - 50	1,351	1
210805 K ✱		6 - 50	1,352	1
210850 ✱		10 - 120	3,970	1
210853 ✱		10 - 120	4,016	1

Crimping pliers for modular plugs

Crimping pliers for modular plugs

Art. No.	RJ	kg	PU
210867	RJ10 4(4), RJ14	0,218	1
210865	RJ11 6(4), RJ12 6(4)	0,220	1
210869	RJ45	0,233	1

Crimping pliers for modular plugs

Art. No.	RJ	kg	PU
213050 ✱	RJ11 6(4), RJ12 6(4), RJ45, RJ10 4(4), RJ14	0,300	1

Crimping pliers for modular plugs

Art. No.	RJ	kg	PU
210857	RJ11 6(4), RJ12 6(4), RJ45	0,471	1

Crimping pliers for modular plugs

VIDEO 210871

Art. No.	RJ	kg	PU
210871	RJ11 6(4), RJ12 6(4), RJ45, RJ10 4(4), RJ14	0,520	1

Crimping pliers for modular plugs

Art. No.	kg	PU
213000	0,420	1

Dies

for crimping pliers 213000

PDF 213002



Art. No.	RJ	kg	PU
213002	RJ10 4(4)	0,082	1
213004	RJ11 6(4), RJ12 6(4)	0,081	1
213006	6DEC	0,080	1
213008	RJ45	0,076	1
213010	RJ50	0,074	1
213012	8-polig geschirmt	0,076	1
213014	10-polig geschirmt	0,071	1

Crimping pliers for modular plugs

without dies

Art. No.	kg	PU
213020	0,474	1

Dies

for crimping pliers 213020

PDF 213022



Art. No.	RJ	kg	PU
213022	8-polig geschirmt	0,103	1
213024	10-polig geschirmt	0,102	1
213026	RJ10 4(4)	0,096	1
213028	RJ11 6(4), RJ12 6(4)	0,093	1
213030	6DEC	0,091	1
213032	RJ45	0,106	1
213034	RJ50	0,102	1
213036	8-polig CAT 5 ungeschirmt	0,106	1
213038	6-polig geschirmt	0,106	1
213040	8-polig geschirmt	0,113	1
213042	Ø 3,7 mm	0,030	1
213044	Ø 4,5 mm	0,030	1
213046	Ø 5,2 mm	0,030	1
213048	Ø 6,0 mm	0,030	1

Network range

Content:
- 1 x 213050
- 1 x 200068
- 1 x 300322

Art. No.	set	kg	PU
300033	3	0,700	1

HUPstar multi-function pliers

Tool frame HUPstar – open

Tool frame without star crimp, open design specifically for connectors

Art. No.	↔	kg	PU
213078	230	0,510	1

haupa®

... convincing solutions

Tool frame HUPstar – closed

Tool frame without star crimp, enclosed design

Art. No.	↔	kg	PU
213077	230	0,530	1

Crimping pliers HUPstar

Pressing star 213086/E:
End sleeves: 0,5 / 0,75 / 1,5 / 2,5 / 4 / 6 / 10
Insulated crimp cable lugs:
0.1-0.25 / 0.5-1 / 1.5 / 2.5 / 4 / 6
Non-insulated crimp cable lugs:
0.25 / 0.5 / 1 / 1.5 / 2.5 / 4 / 6 / 10

Art. No.	↔	kg	PU
213086	230	0,300	1

Crimping pliers HUPstar

Pressing star 213080/E:
End sleeves:
0.14-0.25 / 0.25-0.5 / 1 / 1.5 / 2.5 / 4 / 6 / 10 / 16
Open non-insulated brass cable lugs:
0.14-0.25 / 0.25-0.5 / 1 / 1.5 / 2.5 / 2.54 / 6

Art. No.	↔	kg	PU
213080	230	0,300	1

Crimping pliers HUPstar Coax

Pressing star 213082/E
Coax: **Hexagon pressure bonding,** BNC, TNC, SNB, SNC, SMS, SMA, MCX, 1.07 to 10.9 mm

Art. No.	↔	kg	PU
213082	230	0,300	1

Crimping pliers HUPstar Photovoltaic

Pressing star 213084/E
Photovoltaics:
Amphenol Helios H4: 2,5 / 4 / 6
MC3 plug connectors (Multi Contact): 2,5 / 4 / 6
MC4 plug connectors (Multi Contact): 2,5 / 4 / 6
Tyco Solarlok: 1,5 / 2,5 / 4 / 6

Art. No.	↔	mm²	kg	PU
213084	230	1.5 - 6	0,300	1

HUPstar Fibre Optic Connector

Fiber Optic Connector
1.69; 2.5; 3; 3.25; 3.65; 4.2; 4.52; 4.95; 5; 6.5; 10.9

Art. No.	↔	kg	PU
213098	230	0,650	1

HUPstar Twisted contacts

Twisted contacts, square
0,1; 0,14; 0,25; 0,34; 0,5 1; 1,5; 2,5; 4; 6; 10
Locator for Ø 1,6; 2,5; 4

Art. No.	↔	kg	PU
213102	230	0,300	1

HUPstar Automotive

Automotive contacts
Hirose DF1B-2428SC UL1007 / Litz wire
Hirose DF1B-2428PC UL1007 / Litz wire 0,08; 0,14; 0,25
Hirose DF1B-30SC UL1007 / Litz wire
Hirose DF1B-30PC UL1007 / Litz wire 0,05
Hirose DF1B-2022SC, Hirose DF1B-2022PC 0,34; 0,50

Art. No.	↔	kg	PU
213100	230	0,300	1

Dies for HUPstar

HUPstar

End sleeves 0.5 – 10 mm²
Insulated crimp-style cable lugs 0.1 – 6 mm²
Ring cable lugs (DIN 46234 / DIN 46341) 0.25 – 10 mm²

Art. No.	kg	PU
213086/E	0,175	1

HUPstar

End sleeves 0.14 – 16 mm²
flat push-on receptacles 0.14 – 6 mm

Art. No.	kg	PU
213080/E	0,175	1

HUPstar Coaxial

Coaxial
BNC, TNC, SNB, SNC, SMS, SMA, MCX, 1.07 – 10.9 mm

Art. No.	kg	PU
213082/E	0,175	1

die HUPstar photovoltaik

dies

Art. No.	kg	PU
213084/E	0,175	1

HUPstar Fibre Optic Connector

Fibre Optic Connector
1.69; 2.5; 3; 3.25; 3.65; 4.2; 4.52; 4.95; 5; 6.5; 10.9

Art. No.	kg	PU
213098/E	0,175	1

HUPstar Twisted contacts, square

Twisted contacts, square
0.1; 0.14; 0.25; 0.34; 0.5 1; 1.5; 2.5; 4; 6; 10
Locator for Ø 1.6; 2.5; 4

Art. No.	kg	PU
213102/E	0,175	1

PU Packing unit PrU Price unit
The legend for abbreviations for all table headers can be found sorted alphabetically on page 188.

* Bestseller Premium product

Multi-function pliers

Crimping pliers Combi-Crimp

crimping pliers for insulated terminals 0,5 - 2,5 mm² and end sleeves 0,5 - 6 mm²

Art. No.	mm²	kg	PU
210784 ✱	0,5 - 6	0,560	1

Crimpset X-Crimp including nylon bag

Supplied in robust nylon bag (article 220260).
Content:
art. 211690, 210763/E, 210764/E, 210765/E, 210761/E

Art. No.	set	kg	PU
211692 ✱	5	0,860	1

Crimping pliers X-Crimp

Crimping pliers used to quickly change HAUPA precision pressing inserts

Art. No.	mm²	kg	PU
211690	0,5 - 6,0	0,566	1

Crimping dies for insulated crimp cable lugs

for insulated crimp cable lugs, oval crimping

Art. No.	mm²	kg	PU
210761/E	0,5 - 6,0	0,053	1

Crimping dies for uninsulated terminals

for uninsulated terminals, mandrel shape crimping

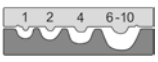

Art. No.	mm²	kg	PU
210764/E	1 - 10	0,111	1

Crimping dies for end sleeves

for end sleeves, trapezoid crimping

Art. No.	mm²	kg	PU
210763/E	0,5 - 4	0,072	1
210842/E	1 - 10	0,054	1
210765/E	6 - 16	0,111	1
211672/E	10 - 25	0,050	1

Crimping dies for TWIN end sleeves

for TWIN-end sleeves, trapezoid crimping



Art. No.	mm²	kg	PU
211676/E	0,5 - 6	0,050	1

Crimping dies for coaxial cable

for coaxial cable, hexagon crimping

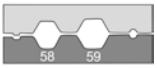

Art. No.		kg	PU
210767/E	RG 58-59-62-6	0,050	1

Crimping dies for flat connectors

for flat connectors, uninsulated open brass cable lugs, roll crimping

Art. No.	mm²	kg	PU
210762/E	0,5 - 6	0,111	1

Crimping dies for Photovoltaik

for multi-contact contacts

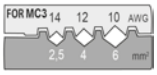

Art. No.	mm²	kg	PU
211657/E	2,5 - 6	0,050	1

Crimping dies Photovoltaik for MC4 plug connectors (Multi Contact)

for multi-contact contacts

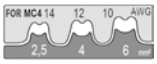

Art. No.	mm²	kg	PU
211659/E	2,5 - 6	0,050	1

Crimping dies for cable lugs / end sleeves

for end sleeves 0,5 - 6 mm² / cable lugs 0,5 - 2,5 mm²

Art. No.	mm²	kg	PU
210784/E	0,5 - 6,0	0,560	1

Crimpset MULTI

Art. No.	set	kg	PU
211960	6	1,119	1

Crimping pliers Multi

Long version, also suitable for two-handed operation, no dies

Art. No.	kg	PU
211962	0,582	1

211963	End sleeves 0,5 - 16 mm²	1
211964	End sleeves 16 - 35 mm²	1
211965	Sockets 0,5 - 2,5 mm²	1
211990	Coax, Thinnet, Mini-UHF, BNC/ TNC RG 58, RG 174	1
211991	Koax RG 174, 179	1
211992	SMA, SMB, Mini-59, Mini-UHF, BNC/TNC RG 6, RG 6 Quad	1
211993	Coax, CATV F Typ, BNC/TNC RG 6, RG 6 Quad	1
211994	N-Typ RG 8, RG 11	1
211995	Coax, N-Typ RG 8, RG 11, RG 213, RG 216	1
211996	Fibre Optic, SMA Typ	1
211997	Fibre Optic, SMA, SMB, SFR, ST, SC Typ	1
211968	RJ 45 - 8P8K, Steward Connectors, 22-24 AWG	1
211969	RJ11, RJ12, Steward	1
211970	Telephon 4P4K, AMP+Steward Connectors, 22-24 AWG	1
211971	RJ45 8P8K, AMP	1
211972	RJ11, RJ12 6P6C, AMP	1
211973	RJ11, DEC MMJ 6P6C, AMP	1
211980	RJ 45 - 8P8K, short, Steward Connectors, STP 22-24 AWG	1
211981	RJ 45 - 8P8K, long, Hirose, STP 22-24 AWG	1
211982	RJ 45 - 8P8K, short, Hirose, STP 22-24 AWG	1
211985	RJ 45 - 8P8K, AMP, Molex, for Ø 6,0 mm, STP 22-24 AWG	1
211998	insulated terminals 0,5 - 6,0 mm²	1
211999	uninsulated terminals 0,5 - 6,0 mm²	1
212000	Coax RG58-59-62-71	1
212007	for MC3 plug connectors (Multi Contact)	1
212008	for MC4 plug connectors (Multi Contact)	1

Elektric crimper

HAUPA electric crimper

with foot pedal

Art. No.	mm²	kg	PU
217050	6 - 50	10,000	1

Dies for 217050

217052	Rolled contacts 0,14-1/1,5/2,5/4 mm²
217056	Rolled contacts 0,14-1/1,5/2,5/4 mm²
217058	Rolled crimp contacts 0,1-1,5 mm²
217060	Rolled crimp contacts 0,5-6 mm²
217062	End sleeves 0,25-6 mm²
217064	Insolated terminals 0,5-6 mm² symetric
217066	Insolated terminals 0,5-6 mm² asymetric
217068	Tube terminals 0,34-2,5 mm²
217070	Tube terminals super flex 4-10 mm²
217072	Tube terminals standard 4-10 mm²
217074	Crimping terminals 4-10 mm²
217076	Crimping terminals 0,5-10 mm²
217078	Protection cover to 217056/60
217080	Protection cover to 217070/72/74/76
217082	Protection cover to 217068
217084	Protection cover to 217062
217086	Protection cover to 217064/66
217088	Locator to 217060, socket sleeves 6,3 mm
217090	Locator to 217056/58/60, socket sleeves 4,8 mm
217092	Locator to 217056, socket sleeves 2,8x5 mm
217094	Locator to 217056, socket sleeves 2,8x6 mm
217096	Locator to 217060, socket sleeves 6,3 mm
217098	Locator to 217060, socket sleeves 6,3 mm HN

Mechanical crimping pliers for tubular cable lugs

Crimping pliers

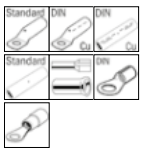

Art. No.	mm²	kg	PU
215000	6 - 50	1,531	1

Metal box

Art. No.	kg	PU
215002	0,934	1

Crimping dies

Art. No.	mm²	kg	PU
215004	10	0,041	1
215006	16	0,040	1
215008	25	0,037	1
215010	35	0,036	1
215012	50	0,033	1

Crimping dies

Please order top and bottom tools separately

Art. No.	mm²	kg	PU
215014	6	0,018	1
215016	10	0,190	1
215018	16	0,190	1
215020	25	0,190	1
215022	35	0,020	1
215024	6 - 35	0,020	1

Crimping dies

Art. No.	mm²	kg	PU
215026	10	0,039	1
215028	16	0,039	1

Crimping dies

Art. No.	Cu	Al	l/no.	kg	PU
215030	6	0	5	0,100	1
215032	10	0	6	0,100	1
215034	16	10	8	0,100	1
215036	25	16	10	0,150	1
215038	35	25	12	0,150	1
215040	50	35	14	0,150	1

Crimping dies

Art. No.	mm²	kg	PU
215042	6	0,150	1
215044	10	0,150	1
215046	16	0,150	1
215048	25	0,200	1
215050	35	0,200	1

PU Packing unit PrU Price unit
The legend for abbreviations for all table headers can be found sorted alphabetically on page 188.

* Bestseller Premium product

Crimpiang pliers

Art. No.	mm²	kg	PU
215100	6 - 120	2,100	1

Metal box

Art. No.	kg	PU
215102	1,700	1

Crimping dies

Art. No.	mm²	kg	PU
215104	10 - 70	0,130	1
215106	16 - 35	0,132	1
215108	25 - 50	0,126	1
215110	95	0,138	1
215112	120	0,136	1

Crimping dies

Please order top and bottom tools separately

Art. No.	mm²	kg	PU
215114	6 - 70	0,080	1
215116	10 - 35	0,060	1
215118	16 - 50	0,055	1
215120	6 - 50	0,150	1
215122	70	0,150	1

Crimping dies

Art. No.	mm²	kg	PU
215124	10	0,147	1
215126	16	0,152	1
215128	25	0,153	1
215130	35	0,154	1

Crimping dies

Art. No.	Cu	Al	l/no.	kg	PU
215142	10 - 70	10 - 50	6 - 16	0,128	1
215144	16 - 35	16 - 25	8 - 12	0,130	1
215146	25 - 50	25 - 35	10 - 14	0,130	1
215148	95	70		180,130	1
215150	120			200,130	1

Crimping dies for rounding

Art. No.	mm²	kg	PU
215152	25 - 35	0,155	1
215154	35 - 70	0,150	1
215156	95	0,150	1

Crimping dies

Art. No.	mm²	kg	PU
215164	25	0,059	1
215166	35	0,059	1
215168	50	0,059	1
215170	70	0,059	1
215172	95	0,059	1

Crimping pliers

Art. No.	mm²	kg	PU
215200	10 - 240	4,500	1

Metal box

Art. No.	kg	PU
215202	3,700	1

Crimping dies

Art. No.	mm²	kg	PU
215204	10 - 25	0,221	1
215206	16 - 35	0,320	1
215208	50	0,349	1
215210	70	0,331	1
215212	95	0,330	1
215201	120	2,486	1
215203	150	0,308	1
215205	185	0,317	1
215207	240	0,300	1

Crimping dies

Art. No.	mm²	kg	PU
215214	10 - 70	0,178	1
215216	95 - 150	0,169	1
215218	10 - 70	0,163	1
215220	16 - 35	0,170	1
215222	25 - 50	0,163	1
215224	95	0,161	1
215226	120	0,152	1
215228	150	0,144	1

Crimping dies

Art. No.	Cu	Al	l/no.	kg	PU
215230	10	-	6	0,350	1
215232	16	-	8	0,330	1
215234	25	16	10	0,328	1
215236	35	25	12	0,330	1
215238	50	35	14	0,326	1
215240	70	50	16	0,326	1
215242	95	70	18	0,321	1
215244	120	-	20	0,300	1
215246	150	95 - 120	22	0,305	1
215248	185	150	25	0,305	1
215250	240	185	28	0,290	1

Battery powered crimping tool

Smart Battery powered crimping tool universal US-6M

Sensor

PREMIUM

- for 7 different interchangeable heads (Art. 216761, Art. 216762, Art. 216762/32ACSR, Art. 216763, Art. 216764, Art. 216665-U, Art. 216666-U)
- Simple change of heads
- lockable due to 2 extractable pins
- with new HAUPA battery Art. 215523 and charger Art. 215527
- Pressing force kN: 60
- Working pressure in bar: 700

The different colors of the sensor LED indicate whether crimping has been successfully completed or which errors have occurred

Light green: crimping completed according to standard, motor stopped.
Orange light: Battery voltage not sufficient
Red light: crimping interrupted prematurely

The device also has 1 white LED to illuminate the respective work area.

60 kN | 700 bar | 180°

Li-ION 18V 2Ah

SysCon | Sensor

VIDEO 216760-1

Art. No.	↔	kg	PU
216760-1	315	6,180	1
216760-1-NO	315	2,990	1
216760-1-N	315	2,400	1

Scope of delivery for all battery-operated tools:
1 tool, 1 quick charger and 1 rechargeable battery in SysCon or system case incl. Insert.

For versions -NO: no battery, no charger
For versions -N: only machine in transport packaging

haupa®

... convincing solutions

Crimping headstock U-KO-6

Pressing head for interchangeable pressing applications, with quick opening, without inserts.
- Head can be opened
- Opening / Hub: 17 mm
- Pressing width: slim
- Cable lugs: standard Cu 6-300 / DIN Cu 6-300 / DIN Al 16-300
- Connectors: standard Cu 6-300 / DIN Cu 6-300 / DIN Al 16-300

Art. No.	↔	size	kg	PU
216761	140		1,700	1

Crimping headstock U-KDE240-6

Pressing head with quick opening, indent v-shape pressing, no inserts required.
- Head can be opened
- Cable lugs/Connectors standard Cu: 10-240 mm²
- Cable lugs/Connectors DIN Al: 50-240 mm²
- DIN 46234: 10-240 mm²



Art. No.	↔	mm²	kg	PU
216763	130	10 - 240	1,200	1

Cutting headstock U-KS6-S50

for copper and aluminium cable

Art. No.	↔	Ø	kg	PU
216762	233	50	2,800	1

Cutting head U-KS6-S32ACSR

- Diameter 32 mm
- For ACSR cable Ø 32 mm
- Not suitable for Cu/Al cable

NEW

Art. No.	↔	Ø	kg	PU
216762/32ACSR	233	32	2,900	1

Punching headstock U-S-6

without inserts
- Head can be rotated by 360°
- Flexible aluminium head

Art. No.	↔	kg	PU
216764	180	2,700	1

Crimping headstock U-D300-6

Art. No.	↔	mm²	kg	PU
216665-U	180	16 - 300	3,000	1

Crimping headstock U-D400-6

Art. No.	↔	mm²	kg	PU
216666-U	180	25 - 400	3,000	1

Adapter for pumps

For hydraulic pump item 216357 so the interchangeable heads for art. 216760-1 can be used (items 216761, 216762, 216763, 216764, 216665-U, 216666-U)

Art. No.	↔	kg	PU
216765	155	1,700	1

Hydraulic hand pliers Universal HUS-6

- Hand pliers for interchangeable pressing tools
- Pressing load kN: 60
- Working pressure in bar: 700

Art. No.	↔	kg	PU
216768	315	2,200	1

single wire · multi-wire · sector-shaped · fine wire · communication · wire rope · armoured steel cable (SWA) · ACSR · bolt · solid steel · solid Cu

Universal set 1

Art. 216760-1, art. 216763 and art. 216762

Technical data and scope of delivery see 216760-1, 216763 and 216762

Art. No.	kg	PU
216766	10,180	1

Universal set 2

Art. 216760-1, art. 216761 and art. 216762

Technical data and scope of delivery see 216760-1, 216761 and 216762

Art. No.	kg	PU
216767	15,000	1

Hydraulic crimping tools

Hydraulic hand pliers HHs-6

- Pressing force in kN: 60
- Working pressure in bar: 700
- Head can be opened
- Pressing width: slim
- Cable lugs: standard Cu 10-240
- DIN Cu 10-185
- DIN Al 16-150
- Connectors: standard Cu 10-240
- DIN Cu 10-185
- DIN Al 16-150

VIDEO 215765

Art. No.	↔	mm²	kg	PU
215765	370	10 - 240	4,600	1

PU Packing unit PrU Price unit
The legend for abbreviations for all table headers can be found sorted alphabetically on page 188.

✱ Bestseller · Premium product

Battery powered crimping tool SHs-6

- Pressing force in kN: 60 kN
- Working pressure in bar: 700
- Head can be opened
- Pressing width: slim
- Cable lugs: standard Cu 10-240
- DIN Cu 10-185
- DIN Al 16-150
- Connectors: standard Cu 10-240
- DIN Cu 10-185
- DIN Al 16-150
- Pressing time, battery-operated in seconds: 5
- Battery charging time in minutes: 30
- Battery type: Li-Ion, 18 V, 2 Ah

Art. No.	⟷	mm²	kg	PU
215770-1	398	10 - 240	7,900	1
215770-1-NO	398	10 - 240	7,900	1
215770-1-N	398	10 - 240	3,000	1

Battery powered crimping tool SHs-6M Sensor

With the different colours of the sensor LED, it shows whether the pressing has been completed successfully or which errors have occurred. Technical data and scope of delivery see 215770-1

Art. No.	⟷	mm²	kg	PU
215770/M-1	398	10 - 240	7,900	1
215770/M-1-NO	398	10 - 240	3,100	1
215770/M-1-N	398	10 - 240	3,000	1

Crimping dies Standard

Art. No.	mm²	PW	kg	PU
215641	10 - 16	5	0,157	1
215642	25 - 35	5	0,155	1
215643	50 - 70	5	0,150	1
215644	95 - 120	5	0,145	1
215645	150	5	0,159	1
215646	185	5	0,156	1
215648			0,156	1

Crimping dies DIN

Art. No.	mm²	PW	I/no.	kg	PU
215650	10 - 16	5	6 - 8	0,155	1
215651	25 - 35	5	10 - 12	0,151	1
215652	50 - 70	5	14 - 16	0,149	1
215653	95 - 120	5	18 - 20	0,129	1
215654	150	5	22	0,145	1
215655	185	5	25	0,147	1

Battery powered crimping tool SH-6

- Pressing force in kN: 60 kN
- Working pressure in bar: 700
- Head can be opened yes
- Opening/ Hub: 17 mm
- Pressing width: slim
- Crimping range cable lugs: standard Cu 10-240
- DIN Cu 10-240
- DIN Al 16-185
- Crimping range connectors: standard Cu 10-240
- DIN Cu 10-240
- DIN Al 16-185
- Pressing time, battery-operated in seconds: ca. 5
- Battery charging time in minutes: 30
- Battery type: Li-Ion, 18 V, 2 Ah

Art. No.	⟷	mm²	kg	PU
215881-1	415	10 - 240	6,700	1
215881-1-NO	415	10 - 240	2,900	1
215881-1-N	415	10 - 240	2,600	1

Battery powered crimping tool SH-6M Sensor

Technical data and scope of delivery, see 215881-1.
With the different colours of the sensor LED, it shows whether the pressing has been completed successfully or which errors have occurred.

Art. No.	⟷	mm²	kg	PU
215881/M-1	415	10 - 240	6,700	1
215881/M-1-NO	415	10 - 240	2,900	1
215881/M-1-N	415	10 - 240	2,600	1

Hydraulic hand pliers HH-6

- Pressing force in kN: 60
- Working pressure in bar: 700
- Opening/ Hub: 17 mm
- Head can be opened
- Pressing width: slim
- Crimping range cable lugs: standard Cu 10-240
- DIN Cu 10-240
- DIN Al 16-185
- Crimping range connectors: standard Cu 10-240
- DIN Cu 10-240
- DIN Al 16-185
- Dual-piston pump

Art. No.	mm²	⟷	kg	PU
215800	10 - 240	400	4,500	1

Crimping dies

Art. No.	mm²	kg	PU
215852	10 - 16	0,157	1
215854	25 - 35	0,155	1
215856	50 - 70	0,150	1
215858	95 - 120	0,145	1
215859	150	0,159	1
215860	185	0,156	1
215861	240	0,156	1

Crimping dies DIN Cu + Al

Art. No.	mm²	I/no.	kg	PU
215862	10 - 16	6 - 8	0,155	1
215864	25 - 35	10 - 12	0,151	1
215866	50 - 70	14 - 16	0,149	1
215868	95 - 120	18 - 20	0,129	1
215869	150	22	0,145	1
215870	185	25	0,147	1
215872	240	28	0,114	1

Scope of delivery for all battery-operated tools:
1 tool, 1 quick charger and 1 rechargeable battery in SysCon or system case incl. Insert.

For versions -NO: no battery, no charger
For versions -N: only machine in transport packaging



haupa®
... convincing solutions

Battery powered crimping tool SO-6

- Pressing force in kN: 60 kN
- Working pressure in bar: 700
- Head can be opened
- Opening/ Hub: 17 mm
- Pressing width: slim
- Pressing time, battery-operated in seconds: ca. 5
- Battery charging time in minutes: 60
- Battery type: Li-Ion, 18 V, 2 Ah
- Cable lugs: standard Cu 6-300
- DIN Cu 6-300
- DIN Al 16-240
- Connectors: Cu 6-300
- DIN Cu 6-300
- DIN Al 16-240

Art. No.	↔	mm²	kg	PU
216801-1	383	6 - 300	6,600	1
216801-1-NO	383	6 - 300	6,100	1
216801-1-N	383	6 - 300	5,400	1

Battery powered crimping tool SO-6M Sensor

With the different colours of the sensor LED, it shows whether the pressing has been completed successfully or which errors have occurred.
Technical data and scope of delivery see 216801-1

Art. No.	↔	mm²	kg	PU
216801/M-1	383	6 - 300	6,600	1
216801/M-1-NO	383	6 - 300	6,100	1
216801/M-1-N	383	6 - 300	5,400	1

Scope of delivery for all battery-operated tools:
1 tool, 1 quick charger and 1 rechargeable battery in SysCon or system case incl. Insert.

For versions -NO: no battery, no charger
For versions -N: only machine in transport packaging



Battery powered crimping tool AO-6 Sensor

With the different colours of the sensor LED, it shows whether the pressing has been completed successfully or which errors have occurred.

- Pressing force in kN: 60
- Working pressure in bar: 700
- Opening/ Hub: 17 mm
- Head can be opened
- Pressing width: slim
- Crimping range cable lugs: standard Cu 6-300
- DIN Cu 6-300
- DIN Al 16-240
- Crimping range connectors: standard Cu 6-300
- DIN Cu 6-300
- DIN Al 16-240
- Pressing time, battery-operated in seconds: 4
- Battery charging time in minutes: 120
- Battery type: Li-Ion 18 V, 4 Ah
- Dual-piston pump

Art. No.	↔	mm²	kg	PU
216800-1	375	6 - 300	9,500	1
216800-1-NO	375	6 - 300	9,500	1
216800-1-N	375	6 - 300	9,500	1

Hydraulic hand pliers HO-6

- Pressing force in kN: 60
- Working pressure in bar: 700
- Head can be opened
- Opening/ Hub: 17 mm
- Pressing width: slim
- Crimping range cable lugs: standard Cu 6-300
- DIN Cu 6-300
- DIN Al 16-240
- Crimping range connectors: standard Cu 6-300
- DIN Cu 6-300
- DIN Al 16-240
- Dual-piston pump

Art. No.	↔	mm²	kg	PU
216802	500	6 - 300	5,000	1

Hand pliers MO-6 for exchangeable dies

- Pressure: 60 kN
- Crimping range cable lugs: standard Cu 6-300
- DIN Cu 6-300
- DIN Al 16-300
- Crimping range connectors: standard Cu 6-300
- DIN Cu 6-300
- DIN Al 16-300

Art. No.	↔	mm²	kg	PU
216804	765	6 - 300	11,800	1

Crimping headstock KO-6

- Pressing force in kN: 60
- Working pressure in bar: 700
- Head can be opened
- Opening/ Hub: 17 mm
- Pressing width: slim
- Crimping range cable lugs: standard Cu 6-300
- DIN Cu 6-300
- DIN Al 16-240
- Crimping range connectors: standard Cu 6-300
- DIN Cu 6-300
- DIN Al 16-240
- Quick coupling

Art. No.	↔	mm²	kg	PU
216807	235	6 - 300	4,200	1

Dies

Dies for terminals and connectors DIN

Art. No.	Cu	I/no.	PW	kg	PU
216832	6	5	5	0,123	1
216834	10	6	5	0,122	1
216836	16	8	5	0,125	1
216838	25	10	5	0,120	1
216840	35	12	5	0,120	1
216842	50	14	5	0,119	1
216844	70	16	5	0,120	1
216846	95	18	5	0,120	1
216848	120	20	5	0,120	1
216850	150	22	5	0,120	1
216852	185	25	5	0,120	1
216854	240	28	5	0,115	1
216856	300	32	5	0,120	1

PU Packing unit PrU Price unit
The legend for abbreviations for all table headers can be found sorted alphabetically on page 188.

✱ Bestseller Premium product

Crimping dies set DIN Cu

12 DIN-Crimping dies in practical transport case
Set contains:
216834 DIN 10, 216836 DIN 16, 216838 DIN 25, 216840 DIN 35, 216842 DIN 50, 216844 DIN 70, 216846 DIN 95, 216848 DIN 120, 216850 DIN 150, 216852 DIN 185, 216854 DIN240, 216856 DIN 300

300-06

Art. No.	mm²	kg	PU
216831-SET	10 - 300	1,724	1

Dies for terminals and connectors standard

300-06

Art. No.	mm²	PW	kg	PU
216806	6	5	0,139	1
216808	10	5	0,136	1
216810	16	5	0,136	1
216812	25	5	0,135	1
216814	35	5	0,135	1
216816	50	5	0,134	1
216818	70	5	0,132	1
216820	95	5	0,132	1
216822	120	5	0,130	1
216824	150	5	0,128	1
216826	185	5	0,125	1
216828	240	5	0,121	1
216830	300	5	0,118	1

Crimping dies set Standard Cu

13 standard crimping dies in practical transport case
Set contains:
216806 CU 6, 216808 CU 10, 216810 CU 16, 216812 CU 25, 216814 CU 35, 216816 CU 50, 216818 CU 70, 216820 CU 95, 216822 CU 120, 216824 CU 150, 216826 CU 185, 216828 CU 240, 216830 CU 300

300-06

Art. No.	mm²	kg	PU
216805-SET	6 - 300	1,880	1

Dies for terminals and compacted connectors

for standard tube terminals and compacted connectors, also for thinned, compacted conductors

PREMIUM

300-06

Art. No.	mm²	PW	kg	PU
216806/V	6	5	0,139	1
216808/V	10	5	0,136	1
216810/V	16	5	0,136	1
216812/V	25	5	0,135	1
216814/V	35	5	0,135	1
216816/V	50	5	0,134	1
216818/V	70	5	0,132	1
216820/V	95	5	0,132	1
216822/V	120	5	0,130	1
216824/V	150	5	0,128	1
216826/V	185	5	0,125	1
216828/V	240	5	0,121	1
216830/V	300	5	0,118	1

Press insert set for compacted conductors

300-06

Art. No.	kg	PU
216806/V-SET	1,880	13

Dies for tubular terminals F-Type

F-Type

300-06



Art. No.	mm²	PW	kg	PU
216878	10	8	0,146	1
216880	16	9	0,153	1
216882	25	11	0,162	1
216884	35	13	0,171	1
216886	50	13	0,167	1
216888	70	13	0,160	1
216890	95	13	0,164	1
216892	120	20	0,174	1
216894	150	20	0,162	1
216896	185	8	0,124	1
216898	240	8	0,119	1
216899	300	8	0,089	1

Dies for end sleeves

also for thinned conductors

300-06

Art. No.	mm²	PW	kg	PU
216952	10	21	0,120	1
216954	16	21	0,120	1
216956	25	21	0,120	1
216958	35	21	0,120	1
216960	50	21	0,120	1
216962	70	21	0,120	1
216964	95	21	0,120	1
216966	120	21	0,120	1
216968	150	21	0,120	1
216970	185	21	0,120	1
216972	240	21	0,120	1

Dies for rounding of round conductors

300-06 Cu Al

Art. No.	mm²	sm	se	kg	PU
216926	10	10	0	0,120	1
216928	16	16	0	0,120	1
216930	25 - 35	25	35	0,120	1
216932	35 - 50	35	50	0,120	1
216934	50 - 70	50	70	0,120	1
216936	70 - 95	70	95	0,120	1
216938	95 - 120	95	120	0,120	1
216940	120 - 150	120	150	0,240	1
216942	150 - 185	150	185	0,197	1
216944	185 - 240	185	240	0,120	1
216946	240 - 300	240	300	0,120	1

Oval crimp for stripped pipe cable lugs

300-06 Cu

Art. No.	mm²	PW	kg	PU
216670	10	5	0,132	1
216672	16	5	0,132	1
216674	25	5	0,132	1
216676	35	5	0,132	1
216678	50	5	0,132	1
216680	70	5	0,132	1
216682	95	5	0,132	1
216684	120	5	0,132	1
216686	150	5	0,132	1

Dies for standard aluminium pipe cable lugs



Art. No.	mm²	PW	kg	PU
216812/AL	25	7	0,135	1
216814/AL	35	7	0,135	1
216816/AL	50	7	0,135	1
216818/AL	70	7	0,135	1
216820/AL	95	7	0,135	1
216822/AL	120	7	0,135	1
216824/AL	150	7	0,135	1
216826/AL	185	7	0,135	1
216828/AL	240	7	0,135	1

Crimping dies set Standard Aluminium

9 standard crimping dies in practical transport case
Set contains:
216812/Al AL 25, 216814/Al AL 35, 216816/Al AL 50, 216818/Al AL 70, 216820/Al AL 95, 216822/Al AL 120, 216824/Al AL 150, 216826/Al AL 185, 216828/Al AL 240

Art. No.	mm²	kg	PU
216812/AL-SET	25 - 240	1,470	1

Dies for connectors with notch

Art. No.	mm²	kg	PU
216813	25	0,143	1
216815	35	0,143	1
216817	50	0,143	1
216819	70	0,143	1
216821	95	0,143	1
216823	120	0,135	1

Scope of delivery for all battery-operated tools:
1 tool, 1 quick charger and 1 rechargeable battery in SysCon or system case incl. Insert.

For versions -NO: no battery, no charger
For versions -N: only machine in transport packaging

Dies for DIN aluminium pipe cable lugs

Art. No.	mm²	I/no.	PW	kg	PU
216840/AL	16 - 25	12	7	0,120	1
216842/AL	35	14	7	0,120	1
216844/AL	50	16	7	0,120	1
216846/AL	70	18	7	0,120	1
216850/AL	95 - 120	22	7	0,120	1
216852/AL	150	25	7	0,120	1
216854/AL	185	28	7	0,120	1
216856/AL	240	32	5	0,120	1
216858/AL	300	34	5	0,135	1

Crimping dies set DIN Aluminium

9 DIN-Crimping dies in practical transport case
Set contains:
216840/AL DIN 16-25, 216842/AL DIN 35, 216844/AL DIN 50, 216846/AL DIN 70, 216850/AL DIN 95-120, 216852/AL DIN 150, 216854/AL DIN 185, 216856/AL DIN 240, 216858/AL DIN 300

Art. No.	mm²	kg	PU
216840/AL-SET	16 - 300	1,430	1

Dies for indent crimping for compacted cables

Art. No.	mm²	kg	PU
216863	16	0,135	1
216865	25	0,135	1
216867	35	0,135	1
216869	50	0,135	1
216871	70	0,135	1
216873	95	0,135	1
216875	120	0,135	1
216877	150	0,135	1

Dies for C-connectors

Art. No.	mm²	PW	kg	PU
216984	16	5	0,135	1
216984/25	25	5	0,140	1
216985	35	5	0,135	1
216986	50	5	0,134	1
216986/70	70	5	0,140	1
216987	95	5	0,132	1
216988	120	5	0,132	1
216989	10	5	0,140	1

Hydraulic crimping tools

Battery-hydraulic crimping Tool US-12M

Sensor

- for 3 different interchangeable heads (Art. No. 216626, Art. No. 216627, Art. No. 216628)
- easy change of heads
- lockable by 2 extractable bolts
- Head 180° rotatable
- Selector switch for
  - automatic return
  - 50% automatic return
  - manual return
- Sensor mode switchable for pressing and cutting
- 2 white LEDs for workspace illumination
- Crimping force in kN: 120
- Working pressure in bar: 700
- Battery charging time in minutes: 60
- Battery type: Li-Ion, 18 V, 4 Ah

The different colors of the sensor LED indicate if the operation has been completed successfully or if an error occurred.
LED green: crimping completed in accordance with standards, motor stopped
LED orange: battery voltage insufficient
LED red: crimping not correctly completed

Art. No.	↔	kg	PU
216625-1	420	6,544	1
216625-1-NO	420	5,800	1
216625-1-N	420	5,316	1

Crimping head U-KDE500-12

- Crimping force in kN: 120
- Working pressure in bar: 700
- Hinged head
- Cable lugs: standard Cu 35-500
- Connectors: standard Cu 35-500
- Weight in kg: 1,284

Art. No.	mm²	kg	PU
216626	35 - 500	1,284	1

PU Packing unit PrU Price unit
The legend for abbreviations for all table headers can be found sorted alphabetically on page 188.

* Bestseller Premium product

Crimping head U-KO400-12

- Crimping force in kN: 120
- Working pressure in bar: 700
- Opening / Stroke: 53 mm
- Hinged head
- Pressing width: wide
- Cable lugs: standard Cu 10-400
- DIN Cu 10-300
- DIN Al 16-300
- Connectors: standard Cu 10-400
- DIN Cu 10-300
- DIN Al 16-300
- Use of all dies in the 400-C12 series possible
- Weight in kg: 1,332

Art. No.	mm²	kg	PU
216627	10 - 400	1,323	1

Cutting head U-KS12-S85

- Crimping force in kN: 120
- Working pressure in bar: 700
- Cutting width Ø: 85 mm
- Weight in kg: 5,483

Art. No.	Ø	kg	PU
216628	85	5,483	1

Battery powered crimping tool AC25-12 Sensor

With the different colours of the sensor LED, it shows whether the pressing has been completed successfully or which errors have occurred.

- Pressing force in kN: 120
- Working pressure in bar: 700
- Opening / Hub: 25 mm
- Pressing width: wide
- Crimping range cable lugs: standard Cu 10-400
- DIN Cu 10-300
- DIN Al 16-300
- Crimping range connectors: standard Cu 10-185
- DIN Cu 10-150
- DIN Al 16-120
- Pressing time, battery-operated in sec.: 6 - 12
- Battery charging time in min.: 120
- Battery type: Li-Ion, 18 V, 4 Ah
- Dual-piston pump

Art. No.	↔	mm²	kg	PU
216601-1	375	10 - 400	10,550	1
216601-1-NO	375	10 - 400	7,100	1
216601-1-N	375	10 - 400	7,100	1

Hydraulic hand pliers HC25-12

- Pressing force in kN: 120
- Working pressure in bar: 700
- Opening/ Hub: 25 mm
- Pressing width: wide
- Crimping range cable lugs: standard Cu 10-400
- DIN Cu 10-300
- DIN Al 16-300
- Crimping range connectors: standard Cu 10-185
- DIN Cu 10-150
- DIN Al 16-120
- Dual-piston pump

Art. No.	↔	mm²	kg	PU
216124	585	10 - 400	7,700	1

Hydraulic crimping headstock KC25-12

- Pressing force in kN: 120
- Working pressure in bar: 700
- Pressing width: wide
- Crimping range cable lugs: standard Cu 10-400
- DIN Cu 10-300
- DIN Al 16-300
- Crimping range connectors: standard Cu 10-185
- DIN Cu 10-150
- DIN Al 16-120
- Opening/ Hub: 25 mm
- Quick coupling

Art. No.	↔	mm²	kg	PU
216004	245	10 - 400	4,600	1

Scope of delivery for all battery-operated tools:
1 tool, 1 quick charger and 1 rechargeable battery in SysCon or system case incl. Insert.

For versions -NO: no battery, no charger
For versions -N: only machine in transport packaging

Battery powered crimping tool AC42-12 Sensor

With the different colours of the sensor LED, it shows whether the pressing has been completed successfully or which errors have occurred.

- Pressing force in kN: 120
- Working pressure in bar: 700
- Opening/ Hub: 42 mm
- Pressing width: wide
- Crimping range cable lugs: standard Cu 10-400
- DIN Cu 10-300
- DIN Al 16-300
- Crimping range connectors: standard Cu 10-400
- DIN Cu 10-300
- DIN Al 16-300
- Pressing time, battery-operated in sec.: 7 - 13
- Battery charging time in min.: 120
- Battery type: Li-Ion, 18 V, 4 Ah
- Dual-piston pump

Art. No.	↔	mm²	kg	PU
216622-1	430	10 - 400	11,830	1
216622-1-NO	430	10 - 400	7,800	1
216622-1-N	430	10 - 400	7,100	1

Hydraulic hand pliers HC42-12

- Pressing force in kN: 120
- Working pressure in bar: 700
- Opening/ Hub: 42 mm
- Pressing width: wide
- Crimping range cable lugs: standard Cu 10-400
- DIN Cu 10-300
- DIN Al 16-300
- Crimping range connectors: standard Cu 10-400
- DIN Cu 10-300
- DIN Al 16-300
- Dual-piston pump



Art. No.	↔	mm²	kg	PU
216125	640	10 - 400	9,700	1

Hydraulic crimping headstock KC42-12

- Pressing force in kN: 120
- Working pressure in bar: 700
- Opening/ Hub: 42 mm
- Pressing width: wide
- Crimping range cable lugs: Cu 10-400
- DIN Cu 10-300
- DIN Al 16-300
- Crimping range connectors: Cu 10-400
- DIN Cu 10-300
- DIN Al 16-300
- Quick coupling



Art. No.	↔	mm²	kg	PU
216005	320	10 - 400	6,300	1

Crimping headstock KH-12

- Pressing force in kN: 120
- Working pressure in bar: 700
- Opening/ Hub: 20 mm
- Pressing width: wide
- Crimping range cable lugs: standard Cu 10-400
- DIN Cu 10-300
- DIN Al 16-300
- Crimping range connectors: standard Cu 10-400
- DIN Cu 10-300
- DIN Al 16-300
- Quick coupling

Art. No.	↔	mm²	kg	PU
215980	275	10 - 400	5,000	1

Scope of delivery for all battery-operated tools:
1 tool, 1 quick charger and 1 rechargeable battery in SysCon or system case incl. Insert.

For versions -NO: no battery, no charger
For versions -N: only machine in transport packaging



Battery powered crimping tool AH-12 Sensor

With the different colours of the sensor LED, it shows whether the pressing has been completed successfully or which errors have occurred.

- Pressing force in kN: 120
- Working pressure in bar: 700
- Opening/ Hub: 20 mm
- Pressing width: wide
- Crimping range cable lugs: standard Cu 10-400
- DIN Cu 10-300
- DIN Al 16-300
- Crimping range connectors: standard Cu 10-400
- DIN Cu 10-300
- DIN Al 16-300
- Pressing time, battery-operated in sec.: 6 - 13
- Battery charging time in minutes: 60
- Battery type: Li-Ion, 18 V, 4 Ah
- Dual-piston pump

VIDEO 216503

Art. No.	↔	mm²	kg	PU
216503-1	405	10 - 400	11,000	1
216503-1-NO	405	10 - 400	6,900	1
216503-1-N	405	10 - 400	6,400	1

Hydraulic hand pliers HH-12

- Pressing force in kN: 120
- Working pressure in bar: 700
- Opening/ Hub: 20 mm
- Pressing width: wide
- Crimping range cable lugs: standard Cu 10-400
- DIN Cu 10-300
- DIN Al 16-300
- Crimping range connectors: standard Cu 10-400
- DIN Cu 10-300
- DIN Al 16-300
- Dual-piston pump

Art. No.	↔	mm²	kg	PU
215946	615	10 - 400	7,500	1

Dies

Crimping dies DIN for Copper and Aluminium, hexagonal pressing

Art. No.	Cu	I/no.	PW	kg	PU
216036	10	6	10	0,248	1
216038	16	8	10	0,248	1
216040	25	10	13	0,244	1
216042	35	12	13	0,235	1
216044	50	14	13	0,231	1
216046	70	16	13	0,226	1
216048	95	18	14	0,229	1
216050	120	20	14	0,225	1
216052	150	22	10	0,197	1
216054	185	25	10	0,193	1
216056	240	28	10	0,185	1
216060	300	32	10	0,142	1

Crimping dies standard copper tube terminals and connectors, hexagonal pressing

Art. No.	mm²	PW	kg	PU
216008	10	10	0,211	1
216010	16	10	0,212	1
216012	25	10	0,210	1
216014	35	13	0,207	1
216016	50	13	0,224	1
216018	70	14	0,221	1
216020	95	14	0,226	1
216022	120	14	0,200	1
216024	150	11	0,200	1
216026	185	11	0,191	1
216028	240	11	0,186	1
216030	300	11	0,200	1
216032	400	11	0,200	1

Dies for compacted connectors

for standard cable lugs and compacted connectors, also on compacted thinned connectors

Art. No.	mm²	PW	kg	PU
216008/V	10	10	0,211	1
216010/V	16	10	0,212	1
216012/V	25	10	0,210	1
216014/V	35	13	0,207	1
216016/V	50	13	0,224	1
216018/V	70	14	0,221	1
216020/V	95	14	0,226	1
216022/V	120	14	0,200	1
216024/V	150	11	0,200	1
216026/V	185	11	0,191	1
216028/V	240	11	0,186	1
216030/V	300	11	0,200	1
216032/V	400	11	0,200	1

PU Packing unit PrU Price unit
The legend for abbreviations for all table headers can be found sorted alphabetically on page 188.

* Bestseller Premium product

Crimping dies DIN for DIN Aluminium terminals and connectors, hexagonal pressing

Art. No.	mm²	l/no.	PW	kg	PU
216042/AL	16 - 25	12	12	0,200	1
216044/AL	35	14	12	0,200	1
216046/AL	50	16	12	0,200	1
216048/AL	70	18	12	0,200	1
216052/AL	95 - 120	22	14	0,200	1
216054/AL	150	25	14	0,200	1
216056/AL	185	28	14	0,200	1
216060/AL	240	32	17	1,300	1
216062/AL	300	34	17	0,210	1

Crimping dies for standard Aluminium terminals and connectore, hexagonal pressing

Art. No.	mm²	PW	kg	PU
216012/AL	16 - 25	10	0,210	1
216014/AL	35	10	0,210	1
216016/AL	50	13	0,210	1
216018/AL	70	13	0,210	1
216020/AL	95	13	0,210	1
216022/AL	120	13	0,210	1
216024/AL	150	14	0,210	1
216026/AL	185	14	0,210	1
216028/AL	240	10	0,210	1

Crimping dies standard copper tube terminals and connectors, mandrel shape crimping

Art. No.	mm²		kg	PU
216064	10		0,200	1
216066	16		0,120	1
216068	25		0,118	1
216070	35		0,116	1
216072	50		0,118	1
216074	70		0,131	1
216076	95		0,119	1
216078	120		0,111	1
216080	150		0,107	1
216082	185		0,095	1
216084	240		0,085	1
216086	300		0,060	1
216065	10 - 25		0,112	1
216067	35 - 50		0,121	1
216069	70 - 120		0,136	1
216071	150 - 300		0,125	1

Crimping dies for cable class 5+6, F-Type



Art. No.	mm²	PW	kg	PU
216160	10	8	0,211	1
216162	16	8	0,216	1
216164	25	11	0,227	1
216166	35	13	0,234	1
216168	50	13	0,232	1
216170	70	13	0,111	1
216172	95	13	0,230	1
216174	120	20	0,247	1
216176	150	20	0,235	1
216178	185	8	0,190	1
216180	240	8	0,179	1
216182	300	8	0,126	1

Crimping dies for rounding of square connectors

Art. No.	mm²	se	sm	kg	PU
216088	50	70	50	0,518	1
216090	70	95	70	0,505	1
216092	95	120	95	0,489	1
216094	120	150	120	0,474	1
216096	150	185	150	0,463	1
216098	185	240	185	0,441	1
216100	240	300	240	0,406	1

Crimping dies for end sleeves and compacted thinned conductors

wave form

Art. No.	mm²	PW	kg	PU
216112	50	26	0,194	1
216114	70	26	0,200	1
216116	95	26	0,188	1
216118	120	26	0,200	1
216120	150	26	0,200	1
216122	185	26	0,111	1
216123	240	26	0,111	1

Crimping dies for insulated tube terminals

oval pressing

Art. No.	mm²	PW	kg	PU
216126	10	5	0,200	1
216128	16	5	0,200	1
216130	25	5	0,220	1
216132	35	5	0,218	1
216134	50	5	0,200	1
216136	70	5	0,200	1
216138	95	5	0,200	1
216140	120	5	0,200	1
216142	150	5	0,200	1

Crimping dies for C-connectors

oval pressing

Art. No.	mm²	PW	kg	PU
216148	16 - 25	16	0,218	1
216149	25	17	0,260	1
216150	35	20	0,208	1
216152	50 - 70	20	0,260	1
216154	95	30	0,217	1
216156	120	30	0,261	1
216157	120	20	0,260	1

Pressing inserts Deep Indend (AH-12/KH-12/HH-12)

for conduit terminals and connectors, **thorn pressing**

Art. No.		mm²	kg	PU
216552	Solderles terminals	50 - 70	0,211	1
216554		95 - 185	0,211	1
216556		240	0,211	1
216562		50 - 70	0,211	1
216564		95 - 185	0,211	1
216566		240	0,211	1

Adapter pressing thorn



Art. No.	kg	PU
216570	0,211	1

Pressing thorn

Art. No.	mm²	kg	PU
216574	50 - 70	0,211	1
216576	95 - 185	0,211	1
216578	240	0,211	1

Holder for Deep Indend pressing inserts



Art. No.	mm²	kg	PU
216580	50 - 185	0,211	1
216582	240	0,211	1

Hydraulic crimping tools

Battery powered crimping tool SDE240-6

- Pressing force in kN: 60
- Working pressure in bar: 700
- Pressing time, battery-operated in sec.: 6 – 12
- Battery charging time in min.: 30
- Battery type: Li-Ion, 18 V, 2 Ah
- Cable lugs: standard Cu 10 – 240
- Connectors: standard Cu 10 – 240
- Cable lugs: DIN Al 50 – 240
- Connectors: DIN Al 50 – 240
- DIN 46234 10 – 240



Art. No.	↔	mm²	kg	PU
216669-1	455	10 - 240	7,900	1
216669-1-NO	455	10 - 240	3,600	1
216669-1-N	455	10 - 240	3,200	1

Battery powered crimping tool SDE240-6M

Sensor

- Pressing force in kN: 60
- Working pressure in bar: 700
- Pressing time, battery-operated in sec.: 5
- Battery charging time in min.: 30
- Battery type: Li-Ion, 18 V, 2 Ah
- Cable lugs: standard Cu 10 – 240
- Connectors: standard Cu 10 – 240
- Cable lugs: DIN Al 50 – 240
- Connectors: DIN Al 50 – 240
- DIN 46234 10 – 240

VIDEO 216669/M

Art. No.	↔	mm²	kg	PU
216669/M-1	455	10 - 240	7,900	1
216669/M-1-NO	455	10 - 240	3,600	1
216669/M-1-N	455	10 - 240	3,200	1

Battery powered crimping tool SD300-6

- Pressing force kN: 60
- Working pressure in bar: 700
- Crimping width: four mandrel
- Cable lugs: standard Cu 16 – 300
- Connectors: standard Cu 16 – 120
- Battery-operated crimping time in seconds: 6 – 12
- Battery charging time in minutes: 30
- Battery type: Li-Ion, 18 V, 2 Ah
- with battery Art. 215523 and charger Art. 215527

Art. No.	↔	mm²	kg	PU
216663-1	443	16 - 300	7,900	1
216663-1-NO	443	16 - 300	4,500	1
216663-1-N	443	16 - 300	4,200	1

Battery powered crimping tool SD300-6M

Sensor

With the different colours of the sensor LED, it shows whether the pressing has been completed successfully or which errors have occurred.
Technical data and scope of delivery, see 216663-1

VIDEO 216663/M-1

Art. No.	↔	mm²	kg	PU
216663/M-1	443	16 - 300	7,900	1
216663/M-1-NO	443	16 - 300	4,500	1
216663/M-1-N	443	16 - 300	4,200	1

Hydraulic hand pliers HD300-6

- Pressing force kN: 60
- Working pressure in bar: 700
- Crimping range cable lugs: standard Cu 16 – 300
- Crimping range connectors: standard Cu 16 – 120
- Double piston pump
- Weight in kg: 5.0
- Weight set in kg: 6.5

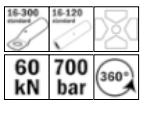

Art. No.	↔	mm²	kg	PU
216660	570	16 - 300	6,500	1

Crimping headstock KD300-6

- Pressing force in kN: 60
- Working pressure in bar: 700
- Cable lugs: standard Cu 16 – 300
- Connectors: standard Cu 16 – 120
- Quick coupling
- Weight in kg: 2,8
- Weight of set in kg: 3,8

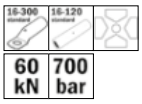

Art. No.	↔	mm²	kg	PU
216665	275	16 - 300	3,800	1

Battery powered crimping tool SD400-6

- Pressing force in kN: 60
- Working pressure in bar: 700
- Head can be opened
- Cable lugs: standard Cu 25 – 400
- Connectors: standard Cu 25 – 400
- Pressing time, battery-operated in sec.: 6 – 12
- Battery charging time in min.: 30
- Battery type: Li-Ion, 18 V, 2 Ah
- with rechargeable battery Art. 215523 and charger Art. 215527

Art. No.	↔	mm²	kg	PU
216667-1	455	25 - 400	7,900	1
216667-1-NO	455	25 - 400	4,400	1
216667-1-N	455	25 - 400	4,000	1

Scope of delivery for all battery-operated tools:
1 tool, 1 quick charger and 1 rechargeable battery in SysCon or system case incl. Insert.

For versions -NO: no battery, no charger
For versions -N: only machine in transport packaging

PU Packing unit PrU Price unit
The legend for abbreviations for all table headers can be found sorted alphabetically on page 188.

✱ Bestseller Premium product

Battery powered crimping tool SD400-6M

Sensor

Technical data and scope of delivery, see 216667-1.

PREMIUM

With the different colours of the sensor LED, it shows whether the pressing has been completed successfully or which errors have occurred:

Light is green: Pressing completed as standard, motor stopped.
Light is orange: Battery voltage not sufficient
Light is red: Pressing interrupted before completed

The device also has 1 white LED designed to illuminate the working area.

Art. No.	↔	mm²	kg	PU
216667/M-1	455	25 - 400	8,500	1
216667/M-1-NO	455	25 - 400	4,400	1
216667/M-1-N	455	25 - 400	4,000	1

Hydraulic hand pliers HD400-6

- Pressing force in kN: 60
- Working pressure in bar: 700
- Head can be opened
- Cable lugs: standard Cu 25 – 400
- Connectors: standard Cu 25 – 400
- Dual-piston pump
- Weight in kg: 5,2
- Weight of set in kg: 6,7

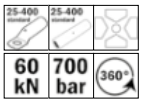

Art. No.	↔	mm²	kg	PU
216661	585	25 - 400	7,900	1

Crimping headstock HKD400

- Pressing force in kN: 60
- Working pressure in bar: 700
- Head can be opened
- Cable lugs: standard Cu 25 – 400
- Connectors: standard Cu 25 – 400
- Quick coupling
- Weight in kg: 3
- Weight of set in kg: 4

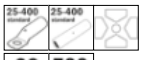

Art. No.	↔	mm²	kg	PU
216666	300	25 - 400	4,000	1

Test pin

Test pin for hydraulic four mandrel pressing tools



Art. No.	kg	PU
216660/B	0,566	1

Template for four mandrel pressing

Template for hydraulic four mandrel pressing tools

Art. No.	kg	PU
216660/L	0,566	1

Hydraulic hand pliers HDE500-12

- Pressing force in kN: 120
- Working pressure in bar: 700
- Hinged head
- Cable Lugs: standard Cu 35 – 500
- Connectors: standard Cu 35 – 500
- Weight in kg: 7,7

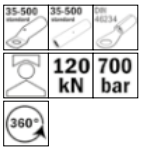

Art. No.	↔	mm²	kg	PU
216691	600	35 - 500	7,700	1

Battery powered crimping tool ADE500-12M

Sensor

With the different colours of the sensor LED, it shows whether the pressing has been completed successfully or which errors have occurred.

- Pressing force in kN: 60
- Working pressure in bar: 700
- Hinged head
- Cable lugs: standard Cu 35 – 500
- Connectors: standard Cu 35 – 500
- Pressing time, battery-operated in sec.: 6 – 12
- Battery charging time in min: 60
- Battery type: Li-Ion, 18 V, 4 Ah

Art. No.	↔	mm²	kg	PU
216668/M-1	405	35 - 500	11,420	1
216668/M-1-NO	405	35 - 500	7,300	1
216668/M-1-N	405	35 - 500	7,180	1

Headstock KDE500-12

- Pressing force in kN: 120
- Working pressure in bar: 700
- Hinged Head
- Cable Lugs: standard Cu 35 – 500
- Connectors: standard Cu 35 – 500
- Quick coupling
- Weight in kg: 3,5

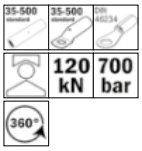

Art. No.	↔	mm²	kg	PU
216690	330	35 - 500	3,500	1

Pressure testing tool

Pressure testing tool C-head

Dies and indicating manometer for monitoring the pressing force of article 216601, 216124, 216004, 216622, 216125, 216005

400-C12

Art. No.	kg	PU
217100	1,900	1

Pressure testing tool pistol-format

Dies and indicating manometer for monitoring the pressing force, only for battery-operated pressing tools in the 400-C12 and 216800 series

400-C12

Art. No.	kg	PU
217101	0,800	1

Pressure testing tool H-head

Dies and indicating manometer for monitoring the pressing force of article 215946, 215980, 216503

400-C12

Art. No.	kg	PU
217102	5,000	1

Pressure testing tool O-head

Dies and indicating manometer for monitoring the pressing force of article 216801, 216801/M, 216800, 216802, 216804, 216807

300-06

Art. No.	kg	PU
217103	2,000	1

Pressure testing tool 240-H6

Dies and indicating manometer for monitoring the pressing force of article 215881, 215881/M, 215800

240-H6

Art. No.	kg	PU
217104	3,400	1

Pressure testing tool 185-H6

Dies and indicating manometer for monitoring the pressing force of article 215765, 215770, 215770/M

185-H6

Art. No.	kg	PU
217105	3,300	1

Accessories

Battery Li-Ion 18 V 2 Ah

Compatible with all Li-Ion 18 V battery devices, charging possible using the HAUPA compact charger item 215527 or original Makita charging technology

Art. No.	kg	PU
215523	0,350	1

Battery Li-Ion 18 V 4 Ah

Compatible with all Li-Ion 18 V battery devices, charging possible using the HAUPA compact charger item 215527 or original Makita charging technology

Art. No.	kg	PU
215525	0,580	1

Li-Ion 18 V compact charger

for Art. 215523 & 215525

Art. No.	kg	PU
215527	0,164	1

Battery Li-Ion 18 V 2 Ah

compatible with all Li-Ion, 18 Volt Battery powered tools build before 2018

Art. No.	kg	PU
215503	0,383	1

Battery Li-Ion 18 V 4 Ah

compatible with all Li-Ion, 18 Volt Battery powered tools build before 2018

Art. No.	kg	PU
215511	0,651	1

Quick charger Li-Ion 18 V

for art. 215503 & 215511

Art. No.	kg	PU
215513	0,819	1

Hydraulic oil

0,5 l

Art. No.	kg	PU
216254	1,000	1

18V Battery Adapter

Art. No.		kg	PU
215529	BOSCH	0,350	1
215531	MILWAUKEE	0,350	1
215533	DEWALT	0,350	1

Hydraulic crimping headstocks

Hydraulic crimping headstock KH-25

- Pressing force in kN: 250
- Working pressure in bar: 700
- Pressing area Cu/Al: 95 – 630
- Quick coupling
- Weight in kg: 6,4
- Weight of set in kg: 9

630-H250

Art. No.	↔	mm²	kg	PU
216236	185	95 - 630	9,000	1

Crimping dies DIN-connection, Cu/Al

630-H250

Art. No.	Cu	Al	I/no.	kg	PU
212372	95	70	18	1,194	1
212376	120	-	20	2,000	1
212380	150	95 - 120	22	1,700	1
212382	185	150	25	1,300	1
212384	240	185	28	1,300	1
212388	300	240	32	1,300	1
212390	300	300	34	1,300	1
212392	400	400	38	1,300	1
212394	500	-	42	1,300	1
212396	625	500	44	1,113	1

Crimping dies, standard, Cu

630-H250

Art. No.	mm²	kg	PU
212580	95	1,300	1
212581	120	1,300	1
212582	150	1,300	1
212583	185	1,300	1
212584	240	1,300	1
212585	300	1,300	1
212586	400	1,300	1
212587	500	1,300	1
212588	625	1,300	1

Hydraulic crimping headstock set

Content:
Hydraulic crimping headstock KH-25
Hydraulic high-pressure hose, 2 m
Hydraulic foot pump
Carrycase

630-H250



Art. No.	mm²	kg	PU
216250	95 - 630	21,000	1

PU Packing unit PrU Price unit
The legend for abbreviations for all table headers can be found sorted alphabetically on page 188.

✱ Bestseller Premium product

Hydraulic crimping headstock + cylinder KH-45

- Pressing force in kN: 450
- Working pressure in bar: 700
- Pressing area Cu/Al: 120 – 1000
- Quick coupling
- Weight of set in kg: 13,5

Art. No.	↔	mm²	kg	PU
216355	185	120 - 1000	9,320	1

Crimping dies, standard

Art. No.	mm²	kg	PU
216304	120	2,635	1
216306	150	2,600	1
216308	185	2,620	1
216310	240	2,580	1
216312	300	2,580	1
216314	400	2,235	1
216316	500	1,200	1
216318	625	2,300	1

Crimping dies, DIN

Art. No.	Cu	Al	I/no.	kg	PU
216320	120	-	20	1,115	1
216322	150	95 - 120	22	1,063	1
216324	185	150	25	1,058	1
216326	240	185	28	1,096	1
216328	300	240	32	0,900	1
216330	300	300	34	1,070	1
216332	400	400	38	2,320	1
216334	500	-	42	2,280	1
216336	625	-	44	2,260	1
216338	800	625	52	1,051	1
216340	1000	-	58	2,060	1

Pumps for hydraulic crimping headstocks

Hydraulic foot pump F-700

without hose, quick coupling

Art. No.	Bar	kg	PU
216348	700	7,860	1

Hydraulic high pressure hose

steel reinforced with quick coupling to foot pump Art. 216348 and electro-hydraulic pump Art. 216352, 216357

Art. No.		kg	PU
216364	5	1,260	1

Electro-hydraulic pump PN700 I

electric foot switch, completely self-acting, also the release of the dies at the end of the operation, 2 m high pressure tube and hydraulic connectors, for industrial uses, where a high level of production is needed, 230 volt, with foot switch control, pump for working outside

Art. No.	Bar	kg	PU
216352	700	20,000	1

Battery-hydraulic pump PA-700

Sensor

2 stage hydraulics, manual control switch, manual return flow after perfect pressure, LED for battery control, 1 quick charger, 1 battery Li-Ion, 4 Ah, carrying belt, max. operating pressure: 700 bar with 1,8 m hose, with quick coupling.

With the different colours of the sensor LED, it shows whether the pressing has been completed successfully or which errors have occurred:
Light is green: Pressing completed as standard, motor stopped.
Light is orange: Battery voltage not sufficient
Light is red: Pressing interrupted before completed

Cutting/Pressing/Punching

Art. No.	Bar	kg	PU
216357	700	10,420	1

Hydraulic punching tools

Hydraulic hand-punching tool HS-8

Extent of supply: 1 hydraulic hand punch, 1 connecting rod 3/8-24 UNF (Art. 217660), 1 connecting rod 3/4-16 UNF (Art. 217662), 1 adapter (Art. 217664), 1 spacer bushing (Art. 217666), 1 transport case.

- Punching performance: Steel sheet of up to a maximum of 3 mm
- Pressing force: 80 kN

80 kN

Art. No.	kg	PU
217604	3,800	1

Hydraulic hand-punch-cutter HS-6

Extent of supply: 1 hydraulic punching tool, 1 rod 3/8-24 UNF (art. 217660), 1 rod 3/4-16 UNF (art. 217662), 1 adapter (art. 217664), 1 sleeve (art. 217666), 1 plastic case with insert.

- Pressing force: 60 kN
- Punching capacity: Steel plates up to max. 3 mm

60 kN

Art. No.	kg	PU
217602	3,800	1

Punching dies, metric

- ST37, 3 mm
- compatible with art. 216764

Art. No.	PG	Hole Ø	kg	PU
217610	ISO 16	16,5	0,070	1
217612	ISO 20	20,5	0,090	1
217614	ISO 25	25,5	0,150	1
217616	ISO 32	32,5	0,220	1
217618	ISO 40	40,5	0,900	1
217620	ISO 50	50,5	0,640	1

Punching dies, PG

- ST37, 3 mm
- compatible with art. 216764

Art. No.	PG	Hole Ø	kg	PU
217630	PG9	15,2	0,060	1
217632	PG11	18,6	0,084	1
217634	PG13,5	20,4	0,091	1
217636	PG16	22,5	0,120	1
217638	PG21	28,3	0,170	1
217640	PG29	37	0,330	1
217642	PG36	47	0,536	1
217644	PG42	54	0,731	1
217646	PG48	60	0,896	1

Connecting rod

Art. 217660 - 3/8-24 UNF
Art. 217662 - 3/4-16 UNF
- compatible with Art. 216764

Art. No.		kg	PU
217660	1	0,040	1
217662	2	0,220	1

Adapter

for connecting rod art. 217660
- UNF
- compatible with Art. 216764

Art. No.	kg	PU
217664	0,100	1

Spacer bushing

- compatible with Art. 216764

Art. No.	kg	PU
217666	0,110	1

Fish tapes

Steel fish tapes

with eyelet and brass rolling ball, without additional pilot spring

Art. No.	Ø	↔	kg	PU
150152	3.5	10 m	0,131	1
150154	3.5	15 m	0,208	1
150156	3.5	20 m	0,268	1
150158	3.5	25 m	0,323	1

Spiral fish tapes

made from steel spirals, fourfold twisted, with solid steel end pieces, strip size 4 mm

Art. No.	Ø	↔	kg	PU
150200	4	5 m	0,312	1
150202	4	10 m	0,691	1
150204	4	15 m	0,988	1
150206	4	20 m	1,343	1
150208	4	25 m	1,820	1
150210	4	30 m	1,859	1

Perlon fish tapes

made from stretched Bayer-Perlon wire, black, with solid steel end pieces, with additional pilot spring, approx. 120 mm length

Art. No.	Ø	↔	kg	PU
150220 ✱	3	5 m	0,060	1
150222 ✱	3	10 m	0,103	1
150224 ✱	3	15 m	0,141	1
150226 ✱	3	20 m	0,188	1
150228	3	25 m	0,246	1
150230	3	30 m	0,244	1
150241 ✱	4	10 m	0,160	1
150243 ✱	4	15 m	0,234	1
150245 ✱	4	20 m	0,303	1
150247 ✱	4	25 m	0,386	1

Perlon fish tapes

made from stretched Bayer-Perlon wire, black, with solid steel end pieces, without additional pilot spring, strip size 4 mm

Art. No.	Ø	↔	kg	PU
150232	4	10 m	0,152	1
150234	4	15 m	0,236	1
150236	4	20 m	0,303	1
150238	4	25 m	0,402	1
150239	4	30 m	0,445	1

Perlon fish tapes

made from stretched Bayer-Perlon wire, black, with solid steel end pieces, with 2 eyes, strip size 3 mm

Art. No.	Ø	↔	kg	PU
150450	3	5 m	0,048	1
150452	3	10 m	0,099	1
150454	3	15 m	0,139	1
150456	3	20 m	0,163	1
150458	3	25 m	0,218	1
150462	4	5 m	0,080	1
150464	4	10 m	0,158	1
150466	4	15 m	0,240	1
150468	4	20 m	0,292	1
150470	4	25 m	0,389	1

Perlon fish tapes

made from stretched Bayer-Perlon wire, black, with solid steel end pieces, with 2 spring and 2 eyes, strip size 4 mm

Art. No.	Ø	↔	kg	PU
150476	4	10 m	0,180	1
150478	4	15 m	0,260	1
150480	4	20 m	0,332	1
150482	4	25 m	0,412	1

Fibreglas section fish rods kits

Fibre glass push rod set

in nylon bag.
Push rod length: 7 m
5 rods 8 mm Ø black
2 rods 8 mm Ø white
Accessories:
1 hook, 1 chain, 1 magnet, 1 starting block, 1 pulling knob

Art. No.	set	kg	PU
150560	12	0,500	1

PU Packing unit PrU Price unit
The legend for abbreviations for all table headers can be found sorted alphabetically on page 188.

✱ Bestseller Premium product

Fibre glass push rod set

in nylon bag.
Push rod length: 10 m
2 rods 6 mm Ø white
6 rods 5 mm Ø yellow
2 rods 4 mm Ø green
Accessories:
1 hook, 1 chain, 1 magnet, 1 starting block, 1 pulling knob, 1 LED lamp



Art. No.	set	kg	PU
150562 ✱	16	0,700	1

HAUPA PullTec

Cable pulling device HAUPA PullTec

with special plastic coating, M5 thread and probe, in durable plastic housing, colour: black.
Single Composite, 4 mm green

Art. No.	Ø	⟷	thd.	kg	PU
143500	4	20 m	M5	1,040	1
143502 ✱	4	30 m	M5	1,300	1

Replacement Rod HAUPA PullTec

Single Composite 4 mm, green

Art. No.	Ø	⟷	thd.	kg	PU
143503	4	30 m	M5	1,300	1
143501	4	20 m	M5	1,000	1

Cable pulling device HAUPA PullTec

Art. No.	Ø	thd.	kg	PU
143508	6	M5	0,010	1

Cable pulling device HAUPA PullTec

M5 thread and probe, in durable plastic housing, colour: black..
Single Composite, 5,2 mm black

Art. No.	Ø	⟷	thd.	kg	PU
143506 ✱	5.2	30 m	M5	1,780	1

Replacement rod HAUPA-PullTec

Single Composite 5,2 mm, black

Art. No.	Ø	⟷	thd.	kg	PU
143505	5.2	20 m	M5	1,540	1
143507	5.2	30 m	M5	1,780	1

Cable pulling device HAUPA PullTec

Art. No.	Ø	thd.	kg	PU
143509	6	M5	0,020	1

Cable pulling device, accessories

Cable pulling device HAUPA-FIBRE

Cable pulling device with glass fibre rod Ø 3 mm, with PP casing, including front/end sleeve M5, 143010, 143024.143000/143002 inclusive: 143008 (2x), 143016 (2x), 143018 (2x), 143012, 143014, 143020, 143026
143002/ECO inclusive: 43008 (1x)

VIDEO 143000

Art. No.	Ø	thd.	⟷	kg	PU
143000	3	M5	20 m	1,199	1
143002	3	M5	30 m	1,500	1
143002/ECO	3	M5	30 m	1,198	1

Pulling unit with loop M5

Art. No.	Ø	thd.	kg	PU
143008	6	M5	0,020	1

Guiding head with loop M5

Art. No.	Ø	thd.	kg	PU
143010	6	M5	0,200	1

Guiding head M5

Art. No.	Ø	thd.	kg	PU
143012	7	M5	0,010	1

Guiding head M5

Art. No.	Ø	thd.	kg	PU
143014	10	M5	0,011	1

Guiding head M5

Art. No.	Ø	thd.	kg	PU
143030	13	M5	0,017	1

Front/end sleeve M5

Art. No.	thd.	kg	PU
143016	M5	0,005	1

Connection sleeve for probes Ø 3 mm

Art. No.	Ø	thd.	kg	PU
143018	3	M5	0,003	1

Cable grips

Art. No.	Ø	⟷	thd.	kg	PU
143020	4 6	200	M5	0,007	1

Special pulling aid

for fast pulling of glass fibre rods Ø 3 mm

Art. No.	Ø	kg	PU
143024	3-6	0,047	1

Special fast glue for glass fibre rod Ø 3 mm

Art. No.	kg	PU
143026	0,012	1

Replacement glass fibre rod

including front/end sleeve M5

Art. No.	Ø	⟷	kg	PU
143004	3	20 m	0,022	1
143006	3	30 m	0,034	1

Service set for HAUPA-FIBRE

5 front sleeves, 5 guiding heads, 3 connection sleeves, 1 special fast glue

Art. No.	thd.	kg	PU
143028	M5	0,041	1

Cable pulling device FOX

Art. No.	Ø	thd.	⟷	kg	PU
143050	4.5	M5	40 m	3,900	1
143052 ✱	4.5	M5	60 m	4,400	1
143054	4.5	M5	80 m	4,800	1

Replacement glass fibre rod FOX

complete with front/end sleeve M5

Art. No.	Ø	thd.	↔	kg	PU
143056	4.5	M5	40 m	0,900	1
143058	4.5	M5	60 m	1,400	1
143060	4.5	M5	80 m	1,800	1

Guiding head with loop M5

Art. No.	thd.	kg	PU
143062	M5	0,011	1

Front bulb with shackle M5

Art. No.	thd.	kg	PU
143064	M5	0,100	1

Guiding role made from aluminium M5

Art. No.	thd.	kg	PU
143066	M5	0,100	1

Guiding head M5

Art. No.	Ø	thd.	kg	PU
143012	7	M5	0,010	1
143014	10	M5	0,011	1
143030	13	M5	0,017	1

Guiding head set with heads Ø 7, 10, 13 mm M5

Set!

Art. No.	thd.	kg	PU
143068	M5	0,038	1

Front/end sleeve M5

Art. No.	thd.	kg	PU
143070	M5	0,100	1

Connection sleeve for probes Ø 4.5 mm

Art. No.	Ø	kg	PU
143072	4.5	0,010	1

Cable pulling device SIX

lying version

Art. No.	Ø	↔	thd.	kg	PU
143100	6	40 m	M6	5,200	1
143102	6	60 m	M6	5,900	1
143104	6	80 m	M6	6,800	1
143105	6	100 m	M6	7,700	1

Cable pulling device SIX

standing version

Art. No.	Ø	thd.	↔	kg	PU
143106	6	M6	40 m	7,200	1
143108	6	M6	60 m	8,300	1
143110	6	M6	80 m	9,400	1
143111	6	M6	100 m	10,300	1

Cable pulling device SIX

standing version with wheels

Art. No.	Ø	↔	thd.	kg	PU
143112	6	40 m	M6	7,400	1
143114	6	60 m	M6	8,500	1
143116	6	80 m	M6	9,600	1
143117	6	100 m	M6	10,500	1

Replacement glass fibre rod SIX

complete with front/end sleeve M5

Art. No.	Ø	↔	thd.	kg	PU
143118	6	40 m	M6	1,700	1
143120	6	60 m	M6	2,500	1
143122	6	80 m	M6	3,250	1
143124	6	100 m	M6	4,150	1

Guiding head with loop M6

Art. No.	Ø	thd.	kg	PU
143126	6	M6	0,018	1

Front bulb with shackle M6

Art. No.	Ø	thd.	kg	PU
143128	6	M6	0,022	1

Guiding role made from aluminium M6

Art. No.	Ø	thd.	kg	PU
143130	6	M6	0,026	1

Guiding head M6

Art. No.	Ø	thd.	kg	PU
143132	6	M6	0,017	1

Front/end sleeve M6

Art. No.	Ø	thd.	kg	PU
143134	6	M6	0,013	1

Connection shackle for probes Ø 6 mm

Art. No.	Ø	kg	PU
143136	6	0,012	1

Cable pulling device FIX

standing version

Art. No.	Ø	thd.	↔	kg	PU
143150	7.5	M12	40 m	8,100	1
143152	7.5	M12	60 m	9,400	1
143154	7.5	M12	80 m	10,700	1
143156	7.5	M12	100 m	11,900	1

PU Packing unit PrU Price unit
The legend for abbreviations for all table headers can be found sorted alphabetically on page 188.

* Bestseller Premium product

Cable pulling device FIX

standing version with wheels

Art. No.	Ø	thd.	↔	kg	PU
143160	7.5	M12	40 m	9,100	1
143162	7.5	M12	60 m	10,400	1
143164	7.5	M12	80 m	11,700	1
143166	7.5	M12	100 m	12,900	1
143168 ✱	7.5	M12	120 m	14,100	1

Replacement glass fibre rod FIX

including front/end sleeve M12

Art. No.	Ø	thd.	↔	kg	PU
143170	7.5	M12	40 m	1,500	1
143172	7.5	M12	60 m	2,000	1
143174	7.5	M12	80 m	3,000	1
143176	7.5	M12	100 m	3,700	1
143178	7.5	M12	120 m	4,500	1

Front bulb with shackle M12

Art. No.	thd.	kg	PU
143180	M12	0,010	1

Guiding role made from aluminium M12

Art. No.	thd.	kg	PU
143182	M12	0,200	1

Guiding role made from aluminium, length 80 mm M12

Art. No.	Ø	thd.	kg	PU
143184	40	M12	0,220	1

Front/end sleeve M12

Art. No.	thd.	kg	PU
143186	M12	0,004	1

Connection sleeve for probes Ø 9 + 11 mm

Art. No.	Ø	kg	PU
143187	7.5	0,003	1

Connection sleeve with rotator

with M12 connections on both sides

Art. No.	Ø	thd.	↔	kg	PU
143190	30	M12	83	0,006	1

Pipe cleaning brush

Art. No.	Ø	kg	PU
143200		0,200	1
143202		0,098	1
143204		0,400	1

Cable pulling device STRONG

standing version

Art. No.	Ø	thd.	↔	kg	PU
143210	9	M12	40 m	9,100	1
143212	9	M12	60 m	12,900	1
143214	9	M12	80 m	14,820	1

Cable pulling device STRONG

standing version with wheels

Art. No.	Ø	thd.	↔	kg	PU
143216	9	M12	100 m	29,400	1
143218	9	M12	120 m	31,300	1
143220	9	M12	150 m	33,900	1

Replacement glass fibre rod STRONG

including front/end sleeve M12

Art. No.	Ø	thd.	↔	kg	PU
143222	9	M12	40 m	3,800	1
143224	9	M12	60 m	5,500	1
143226	9	M12	80 m	7,500	1
143228	9	M12	100 m	9,400	1
143230	9	M12	120 m	11,300	1
143232	9	M12	150 m	13,900	1

Cable pulling device POWER

standing version

Art. No.	Ø	thd.	↔	kg	PU
143250	11	M12	150 m	43,000	1
143252	11	M12	200 m	50,000	1
143254	11	M12	250 m	56,500	1
143256	11	M12	300 m	64,500	1

Replacement glass fibre rod POWER

including front/end sleeve M12

Art. No.	Ø	thd.	↔	kg	PU
143258	11	M12	150 m	21,900	1
143260	11	M12	200 m	29,200	1
143262	11	M12	250 m	36,400	1
143264	11	M12	300 m	43,900	1

Cable pulling device KING

standing version with wheels

Art. No.	Ø	thd.	↔	kg	PU
143270	14.5	M12	150 m	85,000	1
143272	14.5	M12	200 m	99,000	1
143274	14.5	M12	250 m	113,000	1
143276	14.5	M12	300 m	127,000	1
143278	14.5	M12	350 m	141,000	1
143280	14.5	M12	400 m	156,000	1

Cable pulling device, accessories

Front bulb with shackle M12

Art. No.	thd.	kg	PU
143180	M12	0,010	1

Guiding role made from aluminium M12

Art. No.	thd.	kg	PU
143182	M12	0,200	1

Guiding role made from aluminium, length 80 mm M12

Art. No.	Ø	thd.	kg	PU
143184	40	M12	0,220	1

Front/end sleeve M12 for 11 mm

Art. No.	thd.	kg	PU
143185	M12	0,004	1

Connection sleeve for probes

Art. No.	Ø	kg	PU
143188	9	0,150	1
143266	11	0,075	1

Connection sleeve with rotator

with M12 connections on both sides

Art. No.	Øbr.	Ø	kg	PU
143190	83	30	0,006	1

Pipe cleaning brush

Art. No.	Øbr.	kg	PU
143200	80	0,200	1
143202	97	0,098	1
143204	117	0,400	1

Cable pulling device, accessories

Cable grips for electrical installations

Art. No.	Ø	thd.	↔	kg	PU
143300	4-6	M5	200	0,009	1
143302	6-9	M5	210	0,013	1
143304	9-12	M5	350	0,024	1
143306	12-15	M5	350	0,029	1
143308	15-19	M5	500	0,200	1
143310	19-25	M5	500	0,052	1
143312	25-31	M5	450	0,400	1

Cord und cable grips

Art. No.	Ø	↔	kg	PU
143336	10-15	2000	0,250	1
143338	15-20	2000	0,250	1
143340	20-30	2000	0,250	1
143342	30-40	2000	0,250	1

Cable grips for subterraneous cable laying

Art. No.	Ø	○	↔	kg	PU
143314	10-20	1	1250	0,378	1
143318	20-30	1	1250	0,380	1
143322	30-40	1	1250	0,424	1
143326	40-50	1	1250	0,430	1
143330	50-65	1	1250	0,388	1
143334	65-80	1	1250	1,120	1

Cable grips for subterraneous cable laying

Art. No.	Ø	↔	○	kg	PU
143316	10-20	1250	2	0,465	1
143320	20-30	1250	2	0,460	1
143324	30-40	1250	2	0,510	1
143328	40-50	1250	2	0,200	1
143332	50-65	1250	2	0,520	1

Decoiler

Decoiler 600

Technical data
Maximum drum weight: 50 kg
Maximum drum diameter: 600 mm
Maximum drum width: 330 mm
Length: 350 mm
Width: 350 mm
Height: 105 mm

Art. No.	max. kg				kg	PU
143398	50	600	330		3,500	1

Decoiler 1200

Technical data
Capacity: 175 kg
Max reel diameter: 1200 mm
Max reel width: 560 mm
Length: 610 mm
Width: 570 mm
Height: 115 mm

Art. No.	max. kg				kg	PU
143400 ✱	175	1200	560		9,000	1

Decoiler 1200 +

Technical data
Capacity: 300 kg
Max reel diameter: 1200 mm
Max reel width: 660 mm
Length: 705 mm
Width: 570 mm
Height: 115 mm

Art. No.		max. kg		kg	PU
143402	1200	660	300	10,500	1

Cable unwinder

Cable unwinder

4 box cable unwinder.
Carton size 240 x 240 mm

Art. No.		max. kg		kg	PU
143406	130	600	50	5,500	1

PU Packing unit PrU Price unit
The legend for abbreviations for all table headers can be found sorted alphabetically on page 188.

✱ Bestseller Premium product

Cable unwinder

Length: 400 mm
Width: 400 mm
Height: 390 mm

VIDEO 143404

Art. No.	max. kg	kg	PU
143404	50	8,000	1

CableGo

Cable pulling device CableGo starter

Content in plastic case:
1 x basic module CableGo + 3 wire brackets
1 x table clamp CableGo
1 x mounting bracket CableGo

Art. No.	set	kg	PU
143420	6	3,000	1

Cable pulling device CableGo profi

Content in plastic case:
3 x basic module CableGo + 3 wire brackets
3 x table clamp CableGo
3 x mounting bracket CableGo
1 x connection set and several mounting parts CableGo

PREMIUM

VIDEO 143422

Art. No.	set	kg	PU
143422	14	5,000	1

Cable pulling device CableGo master

Content in plastik case:
5 x basic module CableGo + 3 wire brackets
5 x table clamp CableGo
5 x mounting bracket CableGo
1 x connection set and several mounting parts CableGo

PREMIUM

Art. No.	set	kg	PU
143424	17	7,000	1

SysCon CableGo

SysCon cable pulling device CableGo starter

Content in SysCon stacking box art. 220372:
1 x basic module CableGo + 3 wire brackets
1 x table clamp CableGo
1 x connection set and several mounting parts CableGo

Art. No.	set	kg	PU
143430	6	7,000	1

SysCon cable pulling device CableGo profi

Content in SysCon stacking box art. 220372:
3 x basic module CableGo + 3 wire brackets
3 x table clamp CableGo
3 x mounting bracket CableGo
1 x connection set and several mounting parts CableGo

PREMIUM

Art. No.	set	kg	PU
143432	14	8,000	1

SysCon cable pulling device CableGo master

Content in SysCon stacking box art. 220372:
5 x basic module CableGo + 3 wire brackets
5 x table clamp CableGo
5 x mounting bracket CableGo
1 x connection set basic module CableGo

PREMIUM

Art. No.	set	kg	PU
143434	17	9,000	1

CableGo, accessories

Basic module CableGo + 3 wire brackets

Basic module for easy cable penetrations in corners and roundings.

Art. No.	set	kg	PU
143440	4	0,495	1

Table clamp CableGo

Table clamp for fixing basic modules.

Art. No.	kg	PU
143441	0,085	1

Mounting bracket CableGo

Mounting bracket for fixing basic modules.

Art. No.	set	kg	PU
143442	7	0,350	1

Connection set basic module CableGo

Connection set for connecting several basic modules.

Art. No.	set	kg	PU
143443	2	0,010	1

Set 3 wire brackets CableGo

Wire brackets for basic modules.

Art. No.	set	kg	PU
143444	3	0,045	1

HAUPA PHOTOVOLTAIC

Stripping | Crimping | Assembly

haupa®

Connecting clamps

Connecting clamps, Nylon

Nylon

Connecting clamps, 2-5 pin, Nylon

Art. No.	CSS	Pol	Volt	A	PU
265033	**1 - 2,5**	2	450	24	100
265034	**1 - 2,5**	3	450	24	100
265035	**1 - 2,5**	4	450	24	100
265036	**1 - 2,5**	5	450	24	100

End sleeves

End sleeves

- of electrolytic copper, bare;
- Dimensions to DIN 46228, Part 1

Art. No.	CSS	↔	PU	PrU
270141	**0,34**	5	1000	1000
270140/500	**0,5**	6	500	1000
270142	**0,75**	6	1000	1000
270142/500		6	500	1000
270143		10	1000	1000
270143/500		10	500	1000
270144		12	1000	1000
270146	**1**	6	1000	1000
270146/500		6	500	1000
270148		10	1000	1000
270148/500		10	500	1000
270149		12	1000	1000
270149/500		12	500	1000
270150	**1,5**	7	1000	1000
270150/500		7	500	1000
270152		10	1000	1000
270152/500		10	500	1000
270154		12	1000	1000
270154/500		12	500	1000
270156		18	1000	1000
270156/500		18	500	1000
270158	**2,5**	7	1000	1000
270158/500		7	500	1000
270159		10	1000	1000
270159/500		10	500	1000
270160		12	1000	1000
270160/500		12	500	1000
270164	**4**	9	1000	1000
270164/500		9	500	1000
270166		12	1000	1000
270166/500		12	500	1000
270168		18	1000	1000
270168/500		18	500	1000
270170	**6**	10	250	1000
270172		12	250	1000
270174		15	250	1000
270176		18	250	1000
270178	**10**	12	250	1000
270180		15	250	1000
270182		18	250	1000
270184	**16**	12	250	1000
270186		15	250	1000
270188		18	250	1000
270190	**25**	12	250	1000
270192		18	250	1000
270194	**35**	18	100	1000
270195		20	100	1000
270196		22	100	1000
270198		26	100	1000

End sleeves

- of electrolytic copper, tin-plated
- Dimensions to DIN 46228, Part 1

Art. No.	CSS	↔	PU	PrU
270066	**0,25**	5	1000	1000
270066/500		5	500	1000
270068	**0,34**	5	1000	1000
270068/500		5	500	1000
270070	**0,5**	6	1000	1000
270070/500		6	500	1000
270072	**0,75**	6	1000	1000
270072/500		6	500	1000
270074		12	1000	1000
270074/500		12	500	1000
270076	**1**	6	1000	1000
270077		8	1000	1000
270078		10	1000	1000
270078/500		10	500	1000
270079		12	1000	1000
270079/500		12	500	1000
270080	**1,5**	7	1000	1000
270082		10	1000	1000
270082/500		10	500	1000
270084		12	1000	1000
270084/500		12	500	1000
270086		18	1000	1000
270086/500		18	500	1000
270087		20	1000	1000
270088	**2,5**	7	1000	1000
270089		10	1000	1000
270089/500		10	500	1000
270090		12	1000	1000
270090/500		12	500	1000
270091		15	1000	1000
270091/500		15	500	1000
270092		18	1000	1000
270092/500		18	500	1000
270093		20	1000	1000
270093/500		20	500	1000
270094	**4**	9	1000	1000
270096		12	1000	1000
270097		15	1000	1000
270098		18	1000	1000
270100	**6**	10	250	1000
270102		12	250	1000
270104		15	250	1000
270106		18	250	1000
270107		20	250	1000
270108	**10**	12	250	1000
270110		15	250	1000
270112		18	250	1000
270114	**16**	12	250	1000
270116		15	250	1000
270118		18	250	1000
270119		24	250	1000
270120	**25**	12	250	1000
270121		15	250	1000
270122		18	250	1000
270123		25	50	1000
270124	**35**	18	100	1000
270126		22	100	1000
270128		25	100	1000
270131	**50**	22	100	1000
270132	**70**	25	100	1000
270134	**95**	30	50	1000
270135	**120**	32	50	1000
270136	**150**	38	50	1000
270137	**185**	40	25	1000

End sleeves DIN colour range

- insulated
- Electrolytic copper, tin-plated
- Dimensions to DIN 46228. Part 4
- DIN colour range III

Art. No.	CSS	⊢⊣	L	PU	PrU
270800 ✱	**0,5**	14	8	100	1000
270801		14	8	500	1000
270802	**0,75**	14	8	500	1000
270803 ✱		14	8	100	1000
272803		160	10	100	1000
270804	**1**	14,6	8	100	1000
270805		14,6	8	500	1000
272804		16	10	100	1000
270806		18	12	500	1000
270807	**1,5**	14,6	8	500	1000
270808 ✱		14,6	8	100	1000
270809		14,6	10	500	1000
270810 ✱	**2,5**	15	8	100	1000
270811		15	8	500	1000
270812		16,5	10	500	1000
272812		17,4	10	100	1000
270813		25	18	500	1000
270814 ✱	**4**	17,7	10	100	1000
270815		17,7	10	500	1000
270816		25,7	18	100	1000
270818 ✱	**6**	20	12	100	1000
270820		26	18	100	1000
270822 ✱	**10**	21,5	12	100	1000
270824		27,5	18	100	1000
270826 ✱	**16**	22,2	12	100	1000
270828		28,2	18	100	1000
270830 ✱	**25**	30	16	50	1000
270832		32	18	50	1000
270834		36	22	50	1000
270836 ✱	**35**	30	16	50	1000
270838		32	18	50	1000
270840		39	25	50	1000
270842 ✱	**50**	36	20	50	1000
270844		40	25	50	1000
270762	**70**	37	21	25	1000
270859	**95**	44	25	10	1000
270861	**120**	47,6	27	10	1000
270863	**150**	57,6	32	10	1000

End sleeves colour range III, DIN SmallPack

- insulated
- Electrolytic copper, tin-plated
- Dimensions to DIN 46228. Part 4
- DIN colour range III

Art. No.	CSS	⊢⊣	L	PU	PrU
270800/25	**0,5**	14	8	25	1000
270803/25	**0,75**	14	8	25	1000
270804/25	**1**	14,6	8	25	1000
270808/25	**1,5**	14,6	8	25	1000
270810/25	**2,5**	15	8	25	1000
270814/25	**4**	17,7	10	25	1000
270818/10	**6**	20	12	10	1000
270822/10	**10**	21,5	12	10	1000
270826/10	**16**	22,2	12	10	1000
270830/5	**25**	30	16	5	1000
270836/5	**35**	30	16	5	1000

End sleeves for short-circuit-proof cables

- for short-circuit-proof cables with extra thick insulation (NSFGAFÖU)

Art. No.	CSS	L	PU	PrU
270900	**1,5**	8	100	1000
270902		10	100	1000
270904	**2,5**	8	100	1000
270906		12	100	1000
270908	**4**	10	100	1000
270910	**6**	12	100	1000
270912	**10**	12	100	1000
270914	**16**	12	100	1000

End sleeves, colour range I, (french)

- insulated
- Electrolytic copper, tin-plated
- Dimensions to DIN 46228. Part 4
- Colour range I, french

Art. No.	CSS	⊢⊣	L	PU	PrU
270014	**0,25**	10,4	6	100	1000
270015		10,4	6	500	1000
270016	**0,34**	12,4	6	500	1000
270800 ✱	**0,5**	14	8	100	1000
270801		14	8	500	1000
270021	**0,75**	14,5	8	100	1000
270022		14,5	8	500	1000
270804	**1**	14,6	8	100	1000
270805		14,6	8	500	1000
270808 ✱	**1,5**	14,6	8	100	1000
270027		24,4	18	100	1000
270028		24,4	18	500	1000
270029	**2,5**	15	8	100	1000
270030		15	8	500	1000
270031		21	18	100	1000
270032		21	18	500	1000
270033	**4**	17,7	10	100	1000
270034		17,7	10	500	1000
270036		25,7	18	100	1000
270038	**6**	20	12	100	1000
270040		26	18	100	1000
270042	**10**	21,5	12	100	1000
270044		27,5	18	100	1000
270046	**16**	24,2	12	100	1000
270048		28,2	18	100	1000
270049	**25**	30	16	50	1000
270050		32	18	50	1000

End sleeves, colour range II, (german)

- insulated
- Electrolytic copper, tin-plated
- Colour range II, german

Art. No.	CSS	⊢⊣	L	PU	PrU
270714	**0,25**	10,4	6	100	1000
270715		10,4	6	500	1000
270716	**0,34**	10,4	6	500	1000
270719	**0,5**	14	8	100	1000
270720		14	8	500	1000
270721	**0,75**	14,6	8	100	1000
270722		14,6	8	500	1000
272721		16	10	100	1000
270723	**1**	14,6	8	100	1000
270724		14,6	8	500	1000
272723		16	10	100	1000
270725	**1,5**	14,6	8	100	1000
270726		14,6	8	500	1000
272725		16	10	100	1000
270727		24,4	18	100	1000
270728		24,4	18	500	1000
270810 ✱	**2,5**	15	8	100	1000
270811		15	8	500	1000
270812		16,5	10	500	1000
272812		17,4	10	100	1000
270813		25	18	500	1000
270814 ✱	**4**	17,7	10	100	1000
270815		17,7	10	500	1000
270816		25,7	18	100	1000
270738	**6**	20	12	100	1000
270740		26	18	100	1000
270742	**10**	21,5	12	100	1000
270744		27,5	18	100	1000
270746	**16**	22,2	12	100	1000
270748		28,2	18	100	1000
270750	**25**	29	16	50	1000
270754	**35**	30	16	50	1000
270756		39	25	50	1000
270758	**50**	36,4	20	25	1000
270760		41	25	25	1000
270762	**70**	37	21	25	1000

End sleeves in tape form, to DIN 46228 P. 4

Coils Ø 250 mm

- insulated
- DIN color range III
- Copper/plastic, tin-plated surface



Art. No.	CSS	L	PU	PrU
272250	**0,5**	8	3000	1000
272254	**0,75**	8	3000	1000
272260	**1**	8	3000	1000
272264	**1,5**	8	2500	1000
272268	**2,5**	8	1500	1000

PU Packing unit PrU Price unit

The legend for abbreviations for all table headers can be found sorted alphabetically on page 188.

✱ Bestseller Premium product

End sleeves in tape form, to DIN 46228 P. 4

Dispenser 150 x 150 x 18 mm
- insulated
- Copper/plastic, tin-plated surface

Art. No.	CSS	L	PU	PrU
272280	**0,5**	8	1000	1000
272284	**0,75**	8	1000	1000
272290	**1**	8	1000	1000
272294	**1,5**	8	1000	1000
272298	**2,5**	8	500	1000

Twin-end sleeves two cables DIN

- tube section of electrolytic copper
- galvanically tin-plated
- plastic collar of PP
- heat-resistant to 105°C

Art. No.	CSS	↔	L	PU	PrU
270778 ✱	**0,5**	15	8	100	1000
270780 ✱	**0,75**	15	8	100	1000
270782		17	10	100	1000
270784 ✱	**1**	15	8	100	1000
270787		17	10	100	1000
270788 ✱	**1,5**	16	8	100	1000
270790		20	12	100	1000
270792 ✱	**2,5**	18,5	10	100	1000
270794 ✱		21,5	13	100	1000
270796 ✱	**4**	23	12	100	1000
270797 ✱	**6**	25	14	100	1000
270798 ✱	**10**	26	14	100	1000
270799 ✱	**16**	31	16	50	1000

Twin-end sleeves two cables DIN SmallPack

- tube section of electrolytic copper
- galvanically tin-plated
- plastic collar of PP
- heat-resistant to 105°C

Art. No.	CSS	↔	L	PU	PrU
270778/25	**0,5**	15	8	25	1000
270780/25	**0,75**	15	8	25	1000
270784/25	**1**	15	8	25	1000
270788/25	**1,5**	16	8	25	1000
270792/25	**2,5**	18,5	10	25	1000
270796/10	**4**	23	12	10	1000
270797/10	**6**	25	14	10	1000
270798/5	**10**	26	14	5	1000
270799/5	**16**	31	16	5	1000

Twin-end sleeves two cables, colour range I, (french)

- tube section of electrolytic copper
- galvanically tin-plated
- plastic collar of PP
- heat-resistant to 105°C



Art. No.	CSS	↔	L	PU	PrU
273400	**0,75**	15	8	100	1000
273402		17	10	100	1000
270788 ✱	**1,5**	16	8	100	1000
270790		20	12	100	1000
273404	**2,5**	18,5	10	100	1000
273406		21,5	13	100	1000
273408	**4**	23	12	100	1000
273410	**6**	26	14	100	1000
273412	**10**	26	14	100	1000
273414	**16**	31	16	50	1000

Twin-end sleeves, colour range II, german

- insulated
- Electrolytic copper, tin-plated
- Dimensions to DIN 46228. Part 4
- Colour range II, german

Art. No.	CSS	↔	L	PU	PrU
273350	**0,5**	15	8	100	1000
273352	**0,75**	15	8	100	1000
273354		17	10	100	1000
273356	**1**	15	8	100	1000
273358		17	12	100	1000
273360	**1,5**	16	8	100	1000
273362		20	12	100	1000
273392	**2,5**	18,5	10	100	1000
273394		21,5	13	100	1000
273396	**4**	23	12	100	1000
273364	**6**	25	14	100	1000
273366	**10**	26	14	100	1000
273368	**16**	31	16	50	1000

Assortments of end sleeves

Empty dispenser box

Art. No.	set	kg	PU
270870	0	0,049	5

Dispenser box with uninsulated end sleeves

Contents: tín-plated end sleeves



Art. No.	set	kg	PU
270217	3450	0,240	1

Dispenser box with uninsulated end sleeves

Contents: tín-plated end sleeves

Art. No.	set	kg	PU
270218	395	0,158	1

Dispenser box with insulated end sleeves (DIN)

Contents: Colour range III, DIN, white, grey, red, black, blue

Art. No.	set	kg	PU
270854 ✱	400	0,090	1

Dispenser box with insulated end sleeves (DIN)

Contents: Colour range III, DIN grey, yellow, red, blue

Art. No.	set	kg	PU
270858	100	0,089	1

Dispenser box with Twin end sleeves (DIN)

Content: Colour range DIN, grey, red, black, blue

Art. No.	set	kg	PU
270795 ✱	200	0,080	1

Dispenser box with insulated end sleeves (german)

Contents: Colour range II, orange, white, yellow, red, blue

Art. No.	set	kg	PU
270852	400	0,089	1

Dispenser box with insulated end sleeves (german)

Contents: Colour range II, grey, black, ivory, green

Art. No.	set	kg	PU
270856	100	0,087	1

Dispenser box with insulated end sleeves (french)

Contents: Colour range I, white, blue, red, black, grey

Art. No.	set	kg	PU
270850	400	0,090	1

Slide Box with DIN end sleeves

Contents:
Colour range III, DIN
white, grey, red, black, blue

Art. No.	set	kg	PU
270864	400	0,109	1
270866	225	0,104	1

Assortments of wire-end sleeves

Contents: 5.000 insulated wire-end sleeves
1 crimping pliers (21 08 04), crimping range 0,08 – 10 mm², in plastic bulk storage chest 415 x 335 x 90 mm

Art. No.	set	kg	PU
270888	5100	2,150	1
270890	5100	2,150	1

Assortments of wire-end sleeves

Contents: 5.300 insulated wire-end sleeves
1 crimping pliers (21 08 42), crimping range 1 – 10 mm², in plastic bulk storage chest 415 x 335 x 90 mm

Art. No.	set	kg	PU
270891	5300	2,100	1
270892	5300	2,100	1
270893	5300	2,100	1

End sleeve assortment – serie DIN

Contents: 1.150 insulated end sleeves
crimping pliers (art. no. 210824), crimp 0,75 - 16,0 mm², in plastic bulk storage chest 415 x 335 x 90 mm

Art. No.	set	kg	PU
270882/DIN	1150	1,740	1
270882	1150	1,700	1
270894	1150	2,150	1

End sleeve assortment – serie DIN

Contents: 4.700 insulated end sleeves, color range DIN, in plastic bulk storage chest 415 x 335 x 90 mm

Art. No.	set	kg	PU
270899	4700	2,150	1

Assortment for Combi-Crimp

Contents: 1 crimping pliers (210784) for insulated terminals 0,5 - 2,5 mm² and end sleeves 0,5 - 6 mm², 2.700 insulatet end sleeves, 1.100 insulatet terminals in plastic bulk storage chest 415 x 335 x 90 mm

Art. No.	set	kg	PU
270895 ✱	3800	3,900	1
270896	3800	4,300	1
270897	3800	4,300	1

Assortments of end sleeves - SysCon

SysCon end sleeves & 210804

SysCon

Contents: 4100 insulated end sleeves

220370	ABS plastic box SysCon S
220375	Assortment insert SysCon
220399	Foam SysCon 400 x 300 x 10 mm
210804	Crimping pliers for end sleeves 0,08 – 10 mm²

Art. No.	set	kg	PU
220382	4100	4,300	1

SysCon end sleeves & 210842

SysCon

Contents: 4950 insulated end sleeves

220370	ABS plastic box SysCon S
220399	Foam SysCon 400 x 300 x 10 mm
220375	Assortment insert SysCon
210842	Crimping pliers for end sleeves 1 – 10 mm²

Art. No.	set	kg	PU
220390	4950	4,300	1

PU Packing unit PrU Price unit
The legend for abbreviations for all table headers can be found sorted alphabetically on page 188.

✱ Bestseller Premium product

Crimp terminals, PVC-insulated

PVC -75°/600V

Ring terminals DIN 46237

- of electrolytic copper, tin-plated
- PVC-insulated, with expanded insulating sleeve, suitable for harmonised cables
- Easy Entry

Art. No.	CSS	M	W	PU	PrU
260250	**0,5 - 1,0**	2,5	8	100	100
260252		3	5,5	100	100
260254		3,5	8	100	100
260256 ✱		4	8	100	100
260258 ✱		5	8	100	100
260260 ✱		6	10	100	100
260262		8	14	100	100
260264		10	14	100	100
260267	**1,5 - 2,5**	3	6,4	100	100
260268		3,5	8	100	100
260270 ✱		4	8	100	100
260272 ✱		5	10	100	100
260274 ✱		6	11	100	100
260276		8	15	100	100
260278		10	15	100	100
260282	**4 - 6**	3,5	8	100	100
260284		4	8	100	100
260286		5	10	100	100
260288 ✱		6	11	100	100
260290 ✱		8	15	100	100
260292		10	19	100	100

Fork terminals DIN 46237

- of electrolytic copper, tin-plated
- PVC-insulated, with expanded insulating sleeve, suitable for harmonised cables
- Easy Entry

Art. No.	CSS	M	W	PU	PrU
260300	**0,5 - 1,0**	3	5,6	100	100
260302		3,5	6,5	100	100
260304 ✱		4	6,4	100	100
260306		5	8	100	100
260308		6	9,2	100	100
260310	**1,5 - 2,5**	3	5,6	100	100
260312		3,5	6,6	100	100
260314 ✱		4	6,6	100	100
260316		5	9,1	100	100
260318		6	10	100	100
260320	**4 - 6,0**	4	8,1	100	100
260322 ✱		5	9	100	100
260324		6	11	100	100
260326		8	15,2	100	100
260328		10	19	100	100

Socket sleeves (male) DIN 46231

- of electrolytic copper, tin-plated
- PVC-insulated, with expanded insulating sleeve, suitable for harmonised cables
- Easy Entry

Art. No.	CSS	W	PU	PrU
260330	**0,5 - 1,0**	2,8	100	100
260331		3	100	100
260332	**1,5 - 2,5**	2,8	100	100
260333		2,8	100	100
260334	**4 - 6**	2,8	100	100
260335		4,5	100	100

Butt connectors

- of electrolytic copper, tin-plated
- PVC-insulated, with expanded insulating sleeve, suitable for harmonised cables
- Easy Entry

Art. No.	CSS	PU	PrU
260350 ✱	**0,5 - 1,0**	100	100
260352 ✱	**1,5 - 2,5**	100	100
260354 ✱	**4 - 6,0**	100	100

Parallel connectors

- of electrolytic copper, tin-plated
- PVC-insulated, with expanded insulating sleeve, suitable for harmonised cables
- Easy Entry

Art. No.	CSS	PU	PrU
260360	**0,5 - 1,0**	100	100
260362	**1,5 - 2,5**	100	100
260364	**4 - 6,0**	100	100

Round pins

- of electrolytic copper, tin-plated
- PVC-insulated, with expanded insulating sleeve, suitable for harmonised cables
- Easy Entry

Art. No.	CSS	W	PU	PrU
260370	**0,5 - 1,0**	1,8	100	100
260371		1,8	100	100
260372	**1,5 - 2,5**	1,8	100	100
260373		1,8	100	100
260374	**4 - 6,0**	2,6	100	100

Socket sleeves (female)

- Brass, tin-plated, PVC-insulated
- with vibration-free copper sleeve
- Easy Entry

Art. No.	CSS	W	plug	PU	PrU
260380	**0,5 - 1,0**	3,2	2,8x0,5	100	100
260382		3,2	2,8x0,8	100	100
260384		5	4,8x0,5	100	100
260386		5	4,8x0,8	100	100
260400		5,5	5,2x0,8	100	100
260392 ✱		6,6	6,3x0,8	100	100
260388	**1,5 - 2,5**	5	4,8x0,5	100	100
260390		5	4,8x0,8	100	100
260402		5,5	5,2x0,8	100	100
260394 ✱		6,6	6,3x0,8	100	100
260396 ✱	**4 - 6,0**	6,6	6,3x0,8	100	100
260404		10	9,8x1,1	100	100

Socket sleeves (female) with branch

- Brass, tin-plated, PVC-insulated
- with vibration-free copper sleeve
- Easy Entry

Art. No.	CSS	W	plug	PU	PrU
260410	**0,5 - 1,0**	7,8	6,3x0,8	100	100
260412	**1,5 - 2,5**	7,8	6,3x0,8	100	100
260411	**4 - 6,0**	7,8	6,3x0,8	100	100

Socket sleeves (female), fully-insulated

- Brass, tin-plated, PVC-insulated;
- with vibration-free copper sleeve
- Easy Entry

Art. No.	CSS	W	plug	PU	PrU
260414 ✱	**0,5 - 1,0**	6,6	6,3x0,8	100	100
260415		5	4,8x0,8	100	100
260416 ✱	**1,5 - 2,5**	6,6	6,3x0,8	100	100
260417		5	4,8x0,8	100	100
260418 ✱	**4 - 6,0**	6,6	6,3x0,8	100	100

Flat terminals

- Brass, tin-plated, PVC-insulated
- with vibration-free copper sleeve
- Easy Entry

Art. No.	CSS	W	plug	PU	PrU
260510	**0,5 - 1,0**	2,8	2,8x0,5	100	100
260512		2,8	2,8x0,8	100	100
260514		4,8	4,8x0,5	100	100
260516		4,8	4,8x0,8	100	100
260422 ✱		6,3	6,3x0,8	100	100
260518	**1,5 - 2,5**	4,8	4,8x0,5	100	100
260520		4,8	4,8x0,8	100	100
260424 ✱		6,3	6,3x0,8	100	100
260426 ✱	**4 - 6,0**	6,3	6,3x0,8	100	100

Round terminals

- of electrolytic copper, tin-plated
- PVC-insulated, with expanded insulating sleeve, suitable for harmonised cables
- Easy Entry

Art. No.	CSS	W	plug	PU	PrU
260446	**0,5 - 1,0**	4	4 mm	100	100
260448	**1,5 - 2,5**	5	5 mm	100	100
260449		4	4 mm	100	100
260450	**4 - 6,0**	5	5 mm	100	100

Round sleeves

- of electrolytic copper, tin-plated
- PVC-insulated, with expanded insulating sleeve, suitable for harmonised cables
- Easy Entry

Art. No.	CSS	W	plug	PU	PrU
260440	**0,5 - 1,0**	4	4 mm	100	100
260442	**1,5 - 2,5**	5	5 mm	100	100
260443		4	4 mm	100	100
260444	**4 - 6,0**	5	5 mm	100	100

Rapid connectors

- of electrolytic copper, tin-plated
- Polypropylene

Art. No.	CSS	PU	PrU
260336 ✱	**0,5 - 1,0**	100	100
260500		100	100
260337	**1,5 - 2,5**	100	100
260502		100	100
260338	**4 - 6,0**	100	100
260504		100	100

Small packages

Ring terminals DIN 46237 SmallPack

- of electrolytic copper, tin-plated
- Easy Entry
- PVC-insulated, with expanded insulating sleeve, suitable for harmonised cables

Art. No.	CSS	M	W	PU	PrU
260256/10	**0,5 - 1,0**	4	8	10	100
260258/10		5	8	10	100
260270/10	**1,5 - 2,5**	4	8	10	100
260272/10		5	10	10	100
260274/10		6	11	10	100
260288/10	**4 - 6**	6	11	10	100
260290/10		8	15	10	100

Fork terminals DIN 46237 SmallPack

- of electrolytic copper, tin-plated
- Easy Entry
- PVC-insulated, with expanded insulating sleeve, suitable for harmonised cables

Art. No.	CSS	M	W	PU	PrU
260304/10	**0,5 - 1,0**	4	6,4	10	100
260306/10		5	8	10	100
260314/10	**1,5 - 2,5**	4	6,6	10	100
260316/10		5	9,1	10	100
260324/10	**4 - 6,0**	6	11	10	100

Butt connectors SmallPack

- of electrolytic copper, tin-plated
- PVC-insulated, with expanded insulating sleeve, suitable for harmonised cables
- Easy Entry

Art. No.	CSS	PU	PrU
260350/10	**0,5 - 1,0**	10	100
260352/10	**1,5 - 2,5**	10	100
260354/10	**4 - 6,0**	10	100

Socket sleeves (female) SmallPack

- Brass, tin-plated, PVC-insulated
- with vibration-free copper sleeve
- Easy Entry

Art. No.	CSS	W	plug	PU	PrU
260386/10	**0,5 - 1,0**	5	4,8x0,8	10	100
260392/10		6,6	6,3x0,8	10	100
260390/10	**1,5 - 2,5**	5	4,8x0,8	10	100
260394/10		6,6	6,3x0,8	10	100
260396/10	**4 - 6,0**	6,6	6,3x0,8	10	100

Socket sleeves (female), fully-insulated

- Brass, tin-plated, PVC-insulated;
- with vibration-free copper sleeve
- Easy Entry

Art. No.	CSS	W	plug	PU	PrU
260414/10	**0,5 - 1,0**	6,6	6,3x0,8	10	100
260416/10	**1,5 - 2,5**	6,6	6,3x0,8	10	100

Flat terminals SmallPack

- Brass, tin-plated, PVC-insulated
- with vibration-free copper sleeve
- Easy Entry

Art. No.	CSS	W	plug	PU	PrU
260516/10	**0,5 - 1,0**	4,8	4,8x0,8	10	100
260422/10		6,3	6,3x0,8	10	100
260520/10	**1,5 - 2,5**	4,8	4,8x0,8	10	100
260424/10		6,3	6,3x0,8	10	100
260426/10	**4 - 6,0**	6,3	6,3x0,8	10	100

Round terminals SmallPack

- of electrolytic copper, tin-plated
- Easy Entry
- PVC-insulated, with expanded insulating sleeve, suitable for harmonised cables

Art. No.	CSS	W	plug	PU	PrU
260448/10	**1,5 - 2,5**	5	5 mm	10	100

Round sleeves SmallPack

- of electrolytic copper, tin-plated
- Easy Entry
- PVC-insulated, with expanded insulating sleeve, suitable for harmonised cables

Art. No.	CSS	W	plug	PU	PrU
260442/10	**1,5 - 2,5**	5	5 mm	10	100

PU Packing unit PrU Price unit
The legend for abbreviations for all table headers can be found sorted alphabetically on page 188.

✱ Bestseller Premium product

Crimp terminals, Nylon-insulated

Nylon

Ring terminals DIN 46237

- of electrolytic copper, tin-plated
- PVC-insulated, with expanded insulating sleeve, suitable for harmonised cables
- Easy Entry

Art. No.	CSS	M	W	PU	PrU
260243	**0,2 - 0,5**	2	5	100	100
260245		3	5	100	100
260246		3,5	6	100	100
260247		4	6,5	100	100
260248		5	8	100	100
260650	**0,5 - 1,0**	2,5	8	100	100
260651		3	8	100	100
260654		3,5	8	100	100
260656		4	8	100	100
260658		5	8	100	100
260660		6	10	100	100
260662		8	14	100	100
260664		10	14	100	100
260666	**1,5 - 2,5**	3	8	100	100
260667		3,5	8	100	100
260670		4	8	100	100
260672		5	10	100	100
260674		6	11	100	100
260676		8	15	100	100
260678		10	15	100	100
260682	**4 - 6,0**	3,5	8	100	100
260684		4	8	100	100
260686		5	10	100	100
260688		6	11	100	100
260690		8	15	100	100
260692		10	19	100	100

Fork terminals DIN 46237

- of electrolytic copper, tin-plated
- Nylon-insulated, with expanded insulating sleeve, suitable for harmonised cables
- Easy Entry

Art. No.	CSS	M	W	PU	PrU
260700	**0,5 - 1,0**	3	5,6	100	100
260702		3,5	6,5	100	100
260704		4	6,4	100	100
260706		5	8	100	100
260708		6	9,2	100	100
260710	**1,5 - 2,5**	3	5,6	100	100
260712		3,5	6,6	100	100
260714		4	6,6	100	100
260716		5	9,1	100	100
260718		6	10	100	100
260721	**4 - 6,0**	4	8,1	100	100
260722		5	9	100	100
260724		6	11	100	100
260726		8	15,2	100	100
260728		10	19	100	100

Socket sleeves (male) DIN 46231

- of electrolytic copper, tin-plated
- Nylon-insulated, with expanded insulating sleeve, suitable for harmonised cables
- Easy Entry

Art. No.	CSS	W	PU	PrU
260730	**0,5 - 1,0**	2,8	100	100
260731		3	100	100
260732	**1,5 - 2,5**	2,8	100	100
260733		2,8	100	100
260734	**4 - 6,0**	2,8	100	100
260735		4,5	100	100

Butt connectors

- of electrolytic copper, tin-plated
- Nylon-insulated, with expanded insulating sleeve, suitable for harmonised cables
- Easy Entry

Art. No.	CSS	PU	PrU
260750	**0,5 - 1,0**	100	100
260752	**1,5 - 2,5**	100	100
260754	**4 - 6,0**	100	100

Parallel connectors

- of electrolytic copper, tin-plated
- Nylon-insulated, suitable for harmonised cables
- Easy Entry

Art. No.	CSS	PU	PrU
263360	**0,5 - 1,0**	100	100
263362	**1,5 - 2,5**	100	100
263364	**4 - 6,0**	100	100

Round pins

- of electrolytic copper, tin-plated
- Nylon-insulated, with expanded insulating sleeve, suitable for harmonised cables
- Easy Entry

Art. No.	CSS	W	PU	PrU
260770	**0,5 - 1,0**	1,9	100	100
260771		1,9	100	100
260772	**1,5 - 2,5**	1,9	100	100
260773		1,9	100	100
260774	**4 - 6,0**	2,7	100	100
260376	**10**	4	100	100

Socket sleeves (female)

- Brass, tin-plated, Nylon-insulated
- with vibration-free copper sleeve
- Easy Entry

Art. No.	CSS	W	plug	PU	PrU
263380	**0,5 - 1,0**	3,2	2,8x0,5	100	100
263382		3,2	2,8x0,8	100	100
263384		5	4,8x0,5	100	100
263386		5	4,8x0,8	100	100
263400		5,5	5,2x0,8	100	100
263392		6,6	6,3x0,8	100	100
263388	**1,5 - 2,5**	5	4,8x0,5	100	100
263393		5	4,8x0,8	100	100
263402		5,5	5,2x0,8	100	100
263394		6,6	6,3x0,8	100	100
263396	**4 - 6,0**	6,6	6,3x0,8	100	100
263404		10	9,8x1,1	100	100

Socket sleeves (female) with branch

- Brass, tin-plated, Nylon-insulated
- with vibration-free copper sleeve
- Easy Entry

Art. No.	CSS	W	plug	PU	PrU
263410	**0,5 - 1,0**	7,8	6,3x0,8	100	100
263412	**1,5 - 2,5**	7,8	6,3x0,8	100	100
263413	**4 - 6,0**	7,8	6,3x0,8	100	100

Socket sleeves (female), fully-insulated

- Brass, tin-plated, Nylon-insulated
- with vibration-free copper sleeve
- Easy Entry

Art. No.	CSS	W	plug	PU	PrU
263451	**0,5 - 1,0**	3,2	2,8x0,5	100	100
263452		3,2	2,8x0,8	100	100
263453		5	4,8x0,5	100	100
263414		6,6	6,3x0,8	100	100
263415		5	4,8x0,8	100	100
263456	**1,5 - 2,5**	5	4,8x0,5	100	100
263416		6,6	6,3x0,8	100	100
263417		5	4,8x0,8	100	100
263418	**4 - 6,0**	6,6	6,3x0,8	100	100

Flat terminals

- Brass, tin-plated, Nylon-insulated
- with vibration-free copper sleeve
- Easy Entry

Art. No.	CSS	W	plug	PU	PrU
263510	**0,5 - 1,0**	2,8	2,8x0,5	100	100
263512		2,8	2,8x0,8	100	100
263514		4,8	4,8x0,5	100	100
263516		4,8	4,8x0,8	100	100
263422		6,3	6,3x0,8	100	100
263518	**1,5 - 2,5**	4,8	4,8x0,5	100	100
263520		4,8	4,8x0,8	100	100
263424		6,3	6,3x0,8	100	100
263426	**4 - 6,0**	6,3	6,3x0,8	100	100

Round sleeves

- of electrolytic copper, tin-plated
- Nylon-insulated, with expanded insulating sleeve, suitable for harmonised cables
- Easy Entry

Art. No.	CSS	W	plug	PU	PrU
263440	**0,5 - 1,0**	4	4 mm	100	100
263442	**1,5 - 2,5**	5	5 mm	100	100
263443		4	4 mm	100	100

Round terminals

- of electrolytic copper, tin-plated
- Nylon-insulated, with expanded insulating sleeve, suitable for harmonised cables
- Easy Entry

Art. No.	CSS	W	plug	PU	PrU
263446	**0,5 - 1,0**	4	4 mm	100	100
263448	**1,5 - 2,5**	5	5 mm	100	100
263449		4	4 mm	100	100
263450	**4 - 6,0**	5	5 mm	100	100

End connectors

- of electrolytic copper, tin-plated
- Nylon-insulated

Art. No.	CSS	W	PU	PrU
260427 ✱	**0,5 - 1,0**	5	100	100
260428	**1,5 - 2,5**	5,9	100	100
260430	**4 - 6,0**	7,3	100	100
260431	**10**	9,3	100	100

Crimp terminals, PC-insulated

PC +125°/900V

Ring terminals DIN 46237

- of electrolytic copper, tin-plated, soldered
- PC-insulated, with expanded insulating sleeve
- suitable for harmonised cables
- Easy Entry

Art. No.	CSS	M	W	PU	PrU
340256	**0,5 - 1,0**	4	8	100	100
340258		5	10	100	100
340270	**1,5 - 2,5**	4	8	100	100
340272		5	10	100	100
340274		6	11	100	100
340288	**4,0 - 6,0**	6	11	100	100
340290		8	14	100	100

Fork terminals DIN 46237

- of electrolytic copper, tin-plated, soldered
- PC-insulated, with expanded insulating sleeve
- suitable for harmonised cables
- Easy Entry

Art. No.	CSS	M	W	PU	PrU
340304	**0,5 - 1,0**	4	6,6	100	100
340314	**1,5 - 2,5**	4	6,6	100	100
340322	**4,0 - 6,0**	6	10,7	100	100

Butt connectors

- of electrolytic copper, tin-plated
- PC-insulated, with expanded insulating sleeve
- suitable for harmonised cables
- Easy Entry

Art. No.	CSS	⟷	PU	PrU
340350	**0,5 - 1,0**	25	100	100
340352	**1,5 - 2,5**	25	100	100
340354	**4,0 - 6,0**	27	100	100

Crimp terminals, PC-insulated

PC +125°/900V

Socket sleeves (female)

- Brass, tin-plated
- PC-insulated
- with vibration-free copper sleeve
- Easy Entry

Art. No.	CSS	W	plug	PU	PrU
340392	**0,5 - 1,0**	6,6	6,3x0,8	100	100
340394	**1,5 - 2,5**	6,6	6,3x0,8	100	100
340396	**4,0 - 6,0**	6,6	6,3x0,8	100	100

Socket sleeves (female), fully-insulated

- Brass, tin-plated
- PC-insulated
- with vibration-free copper sleeve
- Easy Entry

Art. No.	CSS	W	plug	PU	PrU
340414	**0,5 - 1,0**	6,6	6,3x0,8	100	100
340416	**1,5 - 2,5**	6,6	6,3x0,8	100	100

Flat terminals

- Brass, tin-plated
- PC-insulated
- with vibration-free copper sleeve
- Easy Entry

Art. No.	CSS	plug	⟷	PU	PrU
340422	**0,5 - 1,0**	6,3x0,8	22	100	100
340424	**1,5 - 2,5**	6,3x0,8	22	100	100
340426	**4,0 - 6,0**	6,3x0,8	24	100	100

Crimp terminals, PVC-insulated

PVC ECO-Line +75°/300V

Ring terminals ECO-Line

- of electrolytic copper, tin-plated, not soldered
- PVC-insulated, with expanded insulating sleeve
- suitable for harmonised cables

Art. No.	CSS	M	W	PU	PrU
370256	**0,5 - 1,0**	4	6,6	100	100
370258		5	8	100	100
370270	**1,5 - 2,5**	4	6,6	100	100
370272		5	8,5	100	100
370274		6	12	100	100
370288	**4,0 - 6,0**	6	12	100	100
370290		8	15	100	100

Fork terminals ECO-Line

- of electrolytic copper, tin-plated, not soldered
- PVC-insulated, with expanded insulating sleeve
- suitable for harmonised cables

Art. No.	CSS	M	W	PU	PrU
370304	**0,5 - 1,0**	4	6,4	100	100
370314	**1,5 - 2,5**	4	6,4	100	100
370322	**4,0 - 6,0**	6	9	100	100

Butt connectors ECO-Line

- of electrolytic copper, tin-plated
- PVC-insulated, with expanded insulating sleeve
- suitable for harmonised cables

Art. No.	CSS	⟷	PU	PrU
370350	**0,5 - 1,0**	24,6	100	100
370352	**1,5 - 2,5**	24,6	100	100
370354	**4,0 - 6,0**	26,5	100	100

Socket sleeves (female) ECO-Line

- Brass, tin-plated
- PVC-insulated
- with vibration-free copper sleeve

Art. No.	CSS	W	plug	PU	PrU
370392	**0,5 - 1,0**	6,6	6,3x0,8	100	100
370394	**1,5 - 2,5**	6,6	6,3x0,8	100	100
370396	**4,0 - 6,0**	6,6	6,3x0,8	100	100

Socket sleeves (female), fully-insulated ECO-Line

- Brass, tin-plated
- PVC-insulated
- with vibration-free copper sleeve

Art. No.	CSS	W	plug	PU	PrU
370414	**0,5 - 1,0**	6,6	6,3x0,8	100	100
370416	**1,5 - 2,5**	6,6	6,3x0,8	100	100

Flat terminals ECO-Line

- Brass, tin-plated
- PVC-insulated
- with vibration-free copper sleeve

Art. No.	CSS	plug	⟷	PU	PrU
370422	**0,5 - 1,0**	6,3x0,8	21	100	100
370424	**1,5 - 2,5**	6,3x0,8	21	100	100
370426	**4,0 - 6,0**	6,3x0,8	24	100	100

Shrinkable connectors, Polyolefin-insulated

Butt connectors

- Copper, tin-plated
- RoHS-conform
- Insulating cover: Polyolefin with inside adhesiver

Art. No.	CSS	⟷	PU	PrU
363500 ✱	**0,5 - 1,0**	36	100	100
363502 ✱	**1,5 - 2,5**	36	100	100
363504 ✱	**4 - 6,0**	41	100	100

Socket sleeves (female)

- Brass, tin-plated
- RoHS-conform
- Insulating cover: Polyolefin with inside adhesiver

Art. No.	CSS	plug	⟷	PU	PrU
363510	**0,5 - 1,0**	6,3x0,8	30	100	100
363512	**1,5 - 2,5**	6,3x0,8	30	100	100
363514	**4 - 6,0**	6,3x0,8	30	100	100

PU Packing unit PrU Price unit

The legend for abbreviations for all table headers can be found sorted alphabetically on page 188.

✱ Bestseller Premium product

Flat terminals

- Brass, tin-plated
- RoHS-conform
- Insulating cover: Polyolefin with inside adhesiver

Art. No.	CSS	plug	↔	PU	PrU
363520	**0,5 - 1,0**	6,3x0,8	30	100	100
363522	**1,5 - 2,5**	6,3x0,8	30	100	100
363524	**4 - 6,0**	6,3x0,8	30	100	100

Ring terminals

- Copper, tin-plated
- RoHS-conform
- Insulating cover: Polyolefin with inside adhesiver

Art. No.	CSS	M	↔	PU	PrU
363530	**0,5 - 1,0**	4	28,5	100	100
363532		5	28,5	100	100
363534		6	34,5	100	100
363536		8	34,5	100	100
363538		10	37,5	100	100
363540	**1,5 - 2,5**	4	30,5	100	100
363542		5	30,5	100	100
363544		6	35,5	100	100
363546		8	35,5	100	100
363548		10	37,5	100	100
363550	**4 - 6,0**	4	34,2	100	100
363552		5	34	100	100
363554		6	37,5	100	100
363556		8	42	100	100
363558		10	42	100	100

Butt connectors SmallPack

- Copper, tin-plated
- RoHS-conform
- Insulating cover: Polyolefin with inside adhesiver

Art. No.	CSS	PU	PrU
363500/10	**0,5 - 1,0**	10	100
363502/10	**1,5 - 2,5**	10	100
363504/5	**4 - 6,0**	5	100

Welded shrink connector

Welded shrink connectors

- Copper, tin-plated
- RoHS conform
- Insulating cover: Polyolefin with inside adhesive

Art. No.	CSS	PU	PrU
363600	**0,5 - 1,0**	100	100
363602	**1,5 - 2,5**	100	100
363604	**4 - 6,0**	100	100

Welded shrink connector, transparent

- Copper, tin-plated
- Insulating cover: Polyolefin with inside adhesive
- RoHS conform
- transparent

Art. No.	CSS	PU	PrU
363606	**0,5 - 1**	100	100
363607	**1,5 - 2,5**	100	100
363608	**4 - 6**	100	100

Assortments of insulated terminals

Assortment of insulated terminals

Contents: 1.250 crimping terminals, crimping pliers (art. no. 210761), crimp 0,5 - 6,0 mm², in plastic bulk storage chest 415 x 335 x 90 mm

Art. No.	set	kg	PU
260762	1250	3,139	1

Assortment of insulated terminals

Containing: 1250 insulated terminals
1 crimping pliers (Art. 21 08 02), press range 1.5 - 6 mm², in plastic bulk storage chest 415 x 335 x 90 mm

Art. No.	set	kg	PU
260764	1250	3,2776	1
262048	1250	3,400	1

Assortment of insulated terminals

Contents: 1.200 Crimping terminals
1 crimping pliers (Art. 21 07 61), press range 0.5 - 6 mm², in plastic bulk storage chest 415 x 335 x 90 mm

Art. No.	set	kg	PU
260765 ✱	1200	3,367	1

Assortment of insulated terminals

Contents: 1.200 crimping terminals, crimping pliers (art. no. 210802), crimp 0,5 - 6,0 mm², in plastic bulk storage chest 415 x 335 x 90 mm

Art. No.	set	kg	PU
260777 ✱	1200	2,980	1

SysCon insulated terminals & 210761

Contents: 1500 insulated terminals

220370	ABS plastic box SysCon S
220375	Assortment insert SysCon
220399	Foam SysCon 400 x 300 x 10 mm
210761	Crimping pliers for insulated terminals 0,5 – 6 mm²

Art. No.	set	kg	PU
220381	1500	4,300	1

SysCon insulated terminals / end sleeves & 210784

Contents: insulated terminals and end sleeves

220370	ABS plastic box SysCon S
220375	Assortment insert SysCon
220399	Foam SysCon"400 x 300 x 10 mm
210784	Crimping pliers for insulated terminals and end sleeves

Art. No.	set	kg	PU
220391	3700	4,300	1

Socket sleeves (male and female)

Socket sleeves (female)

- bare brass
- not insulated

Art. No.	CSS	W	plug	PU	PrU
280000	**0,5 - 1**	7,6	6,3x0,8	200	100
280004	**1 - 2,5**	7,6	6,3x0,8	200	100
280008	**0,5 - 1,25**	5,6	4,8x0,8	200	100
280012		5,6	4,8x0,5	200	100
280016		3,75	2,8x0,8	200	100
280020		3,75	2,8x0,5	200	100

Socket sleeves (female)

- tin-plated brass
- not insulated

Art. No.	CSS	W	plug	PU	PrU
280030	**0,5 - 1,0**	7,6	6,3x0,8	200	100
280034	**1 - 2,5**	7,6	6,3x0,8	200	100
280038	**0,5 - 1,25**	5,6	4,8x0,8	200	100
280042		5,6	4,8x0,5	200	100
280046		3,75	2,8x0,8	200	100
280050		3,75	2,8x0,5	200	100

Socket sleeves (female)

- bare brass
- not insulated
- with side cable connection

Art. No.	CSS	W	plug	PU	PrU
280060	**0,5 - 1,0**	7,6	6,3x0,8	200	100
280064	**1 - 2,5**	7,6	6,3x0,8	200	100

Socket sleeves (female)

- tin-plated brass
- not insulated
- with side cable connection

Art. No.	CSS	W	plug	PU	PrU
280070	**0,5 - 1,0**	7,6	6,3x0,8	200	100
280074	**1 - 2,5**	7,6	6,3x0,8	200	100

Socket sleeves (female) with branch

- bare brass
- not insulated, with branch

Art. No.	CSS	W	plug	PU	PrU
280080	**0,5 - 1,0**	7,6	6,3x0,8	200	100
280084	**1 - 2,5**	7,6	6,3x0,8	200	100

Socket sleeves (female) with branch

- tin-plated brass
- not insulated, with branch

Art. No.	CSS	W	plug	PU	PrU
280090	**0,5 - 1,0**	7,6	6,3x0,8	200	100
280094	**1 - 2,5**	7,6	6,3x0,8	200	100

Flat terminals

- bare brass
- not insulated

Art. No.	CSS	W	plug	PU	PrU
280100	**0,5 - 1,0**	6,3	6,3x0,8	200	100
280104	**1 - 2,5**	6,3	6,3x0,8	200	100

Flat terminals

- tin-plated brass
- not insulated

Art. No.	CSS	W	plug	PU	PrU
280110	**0,5 - 1,0**	6,3	6,3x0,8	200	100
280114	**1 - 2,5**	6,3	6,3x0,8	200	100

Socket sleeves (male) with latching tongue

- bare brass
- not insulated

Art. No.	CSS	W	plug	PU	PrU
280101	**0,5 - 1,0**	6,3	6,3x0,8	200	100
280105	**1 - 2,5**	6,3	6,3x0,8	200	100

Socket sleeves (male) with latching tongue

- tin-plated brass
- not insulated

Art. No.	CSS	W	plug	PU	PrU
280111	**0,5 - 1,0**	6,3	6,3x0,8	200	100
280115	**1 - 2,5**	6,3	6,3x0,8	200	100

Ring terminals

- bare brass
- not insulated

Art. No.	CSS	M	W	PU	PrU
280120	**0,5 - 1,0**	3	8	200	100
280124		4	8	200	100
280128		5	9,5	200	100
280132	**1 - 2,5**	3	8	200	100
280136		4	8	200	100
280140		5	9,5	200	100

Ring terminals

- tin-plated brass
- not insulated

Art. No.	CSS	M	W	PU	PrU
280150	**0,5 - 1,0**	3	8	200	100
280154		4	8	200	100
280158		5	9,5	200	100
280162	**1 - 2,5**	3	8	200	100
280166		4	8	200	100
280170		5	9,5	200	100

Socket sleeves (female), insulating sleeves, connectors

Flat terminals

- bare brass
- not insulated

Art. No.	plug	Fo.	PU	PrU
280180	6,3x0,8	1	200	100
280182	6,3x0,8	5	200	100
280184	6,3x0,8	2	200	100
280186	6,3x0,8	4	200	100
280188	6,3x0,8	3	200	100

Flat terminals

- tin-plated brass
- not insulated

Art. No.	plug	Fo.	PU	PrU
280190	6,3x0,8	1	200	100
280192	6,3x0,8	5	200	100
280194	6,3x0,8	2	200	100
280196	6,3x0,8	4	200	100
280198	6,3x0,8	3	200	100

Insulating sleeves

- of PVC and nylon

Art. No.	plug	Fo.	PU	PrU
280200	6,3x0,8	1	100	100
280202	6,3x0,8	2	100	100
280204	4,8x0,8	6	100	100
280206	4,8x0,8	2	100	100
280208	2,8x0,8	6	100	100
280210	2,8x0,8	5	100	100
280212	6,3x0,8	4	100	100
280214	6,3x0,8	3	100	100

Elastic connectors with socket sleeves (male)

- 1 - 12 pole, PVC, natural colour

Art. No.	plug	Fo.	PU	PrU
280460	2,8x0,8	1	100	100
280482	2,8x0,8	12	10	100
280490	4,8x0,8	1	100	100
280512	4,8x0,8	12	10	100
280520	6,3x0,8	1	100	100
280542	6,3x0,8	12	10	100
280550	2,8x0,8	1	100	100
280572	2,8x0,8	12	50	100

Elastic cable distributors

- PVC, natural colour

Art. No.	plug	Fo.	PU	PrU
280580	6,3x0,8	1	50	100
280582	6,3x0,8	2	50	100

PU Packing unit PrU Price unit
The legend for abbreviations for all table headers can be found sorted alphabetically on page 188.

* Bestseller Premium product

Small packages

Socket sleeves (female) SmallPack

- bare brass
- not insulated

Art. No.	CSS	W	plug	PU	PrU
280000/20	**0,5 - 1**	7,6	6,3x0,8	20	100
280004/20	**1 - 2,5**	7,6	6,3x0,8	20	100
280008/20	**0,5 - 1,25**	5,6	4,8x0,8	20	100

Socket sleeves (female) SmallPack with branch

- bare brass, not insulated

Art. No.	CSS	W	plug	PU	PrU
280084/20	**1 - 2,5**	7,6	6,3x0,8	20	100

Flat terminals SmallPack

- bare brass
- not insulated

Art. No.	CSS	W	plug	PU	PrU
280100/20	**0,5 - 1,0**	6,3	6,3x0,8	20	100
280104/20	**1 - 2,5**	6,3	6,3x0,8	20	100

Solderles terminals

Crimp ring terminals without insulation DIN 46234

- Material: 99,9% electrolytic copper
- Surface: tin-plated
- Ring type

Art. No.	CSS	M	W	PU	PrU
290619	**0,5 - 1,0**	2,5	8	100	100
290620 ✱		3	8	100	100
290621		3,5	8	100	100
290622		4	8	100	100
290624		5	8	100	100
290623 ✱		6	10	100	100
290625		8	14	100	100
290617		10	14	100	100
290626	**1,5 - 2,5**	3	8	100	100
290627		3,5	8	100	100
290628		4	8	100	100
290630 ✱		5	10	100	100
290632 ✱		6	11	100	100
290634		8	15	100	100
290635		10	15	100	100
290636	**4 - 6,0**	4	8	100	100
290637		3,5	8	100	100
290646 ✱		5	10	100	100
290648 ✱		6	11	100	100
290650		8	14	100	100
290652		10	18	100	100
290654		12	18	100	100
290656	**10**	5	10	100	100
290658 ✱		6	11	100	100
290660		8	14	100	100
290662		10	18	100	100
290663		12	22	100	100
290664	**16**	5	10	100	100
290666		6	11	100	100
290668 ✱		8	14	100	100
290670		10	18	100	100
290672		12	22	100	100
290676	**25**	6	12	50	100
290678 ✱		8	16	50	100
290680		10	18	50	100
290682		12	22	50	100
290684		16	28	50	100
290686 ✱	**35**	8	16	50	100
290688		10	18	50	100
290690		12	22	50	100
290692		16	28	50	100
290694	**50**	8	18	50	100
290696 ✱		10	18	50	100
290698		12	22	50	100
290700		16	28	25	100
290701	**70**	8	22	25	100
290702 ✱		10	22	25	100
290704		12	22	20	100
290707	**95**	8	24	20	100
290708 ✱		10	24	20	100
290710 ✱		12	24	20	100
290712		16	28	20	100
290713 ✱	**120**	10	24	25	100
290714 ✱		12	24	25	100
290716		16	28	25	100
290717		20	32	25	100
290719	**150**	10	30	25	100
290721 ✱		12	30	25	100
290718		16	30	25	100
290720 ✱	**185**	16	36	10	100

Insulated crimp cable lugs

- Nylon-insulated
- Ring type

Art. No.	CSS	M	PU	PrU
260902	**10**	5	100	100
260904 ✱		6	100	100
260906		8	100	100
260908		10	100	100
260910		12	100	100
260912	**16**	5	100	100
260914		6	100	100
260916 ✱		8	100	100
260918		10	100	100
260920		12	100	100
260922	**25**	5	100	100
260924		6	100	100
260926 ✱		8	100	100
260928		10	100	100
260930		12	100	100
260932		16	100	100
260934	**35**	6	100	100
260936 ✱		8	100	100
260938		10	100	100
260940		12	100	100
260942		16	100	100
260944	**50**	6	50	100
260946 ✱		8	50	100
260948		10	50	100
260950		12	50	100
260952		16	50	100
260954	**70**	6	50	100
260956		8	50	100
260960		12	50	100
260962		16	50	100
260964 ✱	**95**	8	50	100
260966		10	50	100
260968		12	50	100
260970		16	50	100
260972	**120**	8	25	100
260974 ✱		10	25	100
260976		12	25	100
260978		16	25	100
260980	**150**	10	25	100
260982		12	25	100
260984		16	25	100

Solderless terminals for meter connection

- Nylon-insulated
- Fork type

Art. No.	CSS	M	PU	PrU
260858	**10**	5	50	100
260860 ✱		6	50	100
260862	**16**	6	50	100
260863 ✱		8	50	100

Fork terminals without insulation

- Material: 99,9% electrolytic copper
- Surface: tin-plated
- Fork type

Art. No.	CSS	M	W	PU	PrU
290730 ✱	**0,5 - 1,0**	3	5,6	100	100
290731		3,5	6,5	100	100
290732		4	6,4	100	100
290734		5	8	100	100
290735		6	9,2	100	100
290736	**1,5 - 2,5**	3	5,6	100	100
290739		3,5	6,6	100	100
290738 ✱		4	6,6	100	100
290740		5	9,1	100	100
290742		6	10	100	100
290744	**4 - 6,0**	4	8	100	100
290746		5	9	100	100
290748 ✱		6	11	100	100
290750		8	15,2	100	100
290751		10	19	100	100
290752	**10**	5	9	100	100
290754 ✱		6	10,3	100	100
290756 ✱	**16**	6	11	100	100

Pin terminals without insulation DIN 46230

- Material: 99,9% electrolytic copper
- Surface: tin-plated
- Pin type

Art. No.	CSS	W		PU	PrU
290770 ✱	**0,5 - 1,0**	1,8	12	100	100
290771		1,8	9	100	100
290773 ✱	**1,5 - 2,5**	1,8	12	100	100
290775		1,8	9	100	100
290777	**4 - 6,0**	2,6	12,5	100	100
290776	**10**	4	14	100	100
290778 ✱	**16**	4,5	14	100	100
290780 ✱	**25**	7	15	100	100
290782	**35**	8	20	100	100
290784	**50**	9,5	20	100	100
290786	**70**	11,5	25	50	100
290788	**95**	13,5	25	50	100

Parallel connectors DIN 46341 part 1, type A

- Material: 99,9% electrolytic copper
- Surface: tin-plated

Art. No.	CSS	⟷	PU	PrU
291090 ✱	**0,5 - 1,0**	7	100	100
291092	**1,5 - 2,5**	7	100	100
291096	**4 - 6**	7	100	100
291098 ✱	**10**	9	100	100
291100	**16**	10	100	100
291102	**25**	13	100	100
291104	**35**	16	50	100
291106	**50**	19	50	100
291108	**70**	19	50	100
291110	**95**	20	25	100
291112	**120**	22	25	100
291114	**150**	26	20	100

Solderless butt connectors DIN 46341 part 1, type B

- Material: 99,9% electrolytic copper
- Surface: tin-plated

Art. No.	CSS	⟷	PU	PrU
291119 ✱	**0,5 - 1,0**	15	100	100
291120 ✱	**1,5 - 2,5**	15	100	100
291124 ✱	**4 - 6**	15	100	100
291126 ✱	**10**	21	100	100
291128 ✱	**16**	26	100	100
291130	**25**	29	50	100
291132	**35**	32	25	100
291134	**50**	48	25	100
291136	**70**	48	25	100
291138	**95**	48	25	100
291140	**120**	48	25	100
291142	**150**	48	20	100

Tubular terminals and connectors, standard series

Tubular terminals, Light T series

light

- Material: 99.9% electrolytic copper E-CU DIN 40500
- Surface: tin-plated
- with sight hole

Art. No.	CSS	M	PU	PrU
294000	**1,5**	4	100	100
294002 ✱		5	100	100
294004		6	100	100
294006	**2,5**	4	100	100
294008 ✱		5	100	100
294010		6	100	100
294012		8	100	100
294014	**4**	4	100	100
294016 ✱		5	100	100
294018		6	100	100
294020		8	100	100
294022	**6**	4	100	100
294024 ✱		5	100	100
294026 ✱		6	100	100
294028		8	100	100
294034	**10**	5	100	100
294036 ✱		6	100	100
294038 ✱		8	100	100
294040		10	100	100
294044	**16**	5	100	100
294046		6	100	100
294048 ✱		8	100	100
294050		10	100	100
294052		12	100	100
294054	**25**	6	50	100
294056 ✱		8	50	100
294058		10	50	100
294060 ✱		12	50	100
294062	**35**	6	50	100
294064 ✱		8	50	100
294066		10	50	100
294068		12	50	100
294070		14	50	100
294080	**50**	6	40	100
294082		8	40	100
294084 ✱		10	40	100
294086		12	40	100
294088		14	30	100
294094	**70**	8	25	100
294096 ✱		10	25	100
294098		12	25	100
294100		14	20	100
294102		16	20	100
294106	**95**	8	20	100
294108		10	20	100
294110 ✱		12	20	100
294112		14	15	100
294114		16	15	100
294118	**120**	10	10	100
294120 ✱		12	10	100
294122		14	10	100
294124		16	10	100
294128	**150**	10	10	100
294130 ✱		12	10	100
294132		14	10	100
294134		16	10	100
294138	**185**	10	10	100
294140		12	20	100
294142		14	20	100
294144		16	20	100
294150	**240**	12	10	100
294152		14	10	100
294154 ✱		16	10	100
294160	**300**	12	8	100
294162		14	8	100
294164		16	8	100
294174	**400**	16	5	100
294176		20	5	100
294184	**500**	16	3	100
294196	**630**	20	3	100

Butt connectors, Light M series

light

- Material: 99.9% electrolytic copper
- E-CU DIN 40500
- Surface: tin-plated

Art. No.	CSS	⟷	PU	PrU
294200	**1,5**	22	200	100
294202	**2,5**	22	200	100
294204	**4**	25	100	100
294206	**6**	25	100	100
294208	**10**	25	100	100
294210	**16**	29	100	100
294212	**25**	29	50	100
294214	**35**	35	50	100
294218	**50**	35	40	100
294220	**70**	45	20	100
294222	**95**	47	20	100
294224	**120**	52	20	100
294226	**150**	59	20	100
294228	**185**	65	20	100
294230	**240**	75	10	100
294232	**300**	90	5	100
294234	**400**	106	5	100

PU Packing unit PrU Price unit

The legend for abbreviations for all table headers can be found sorted alphabetically on page 188.

✱ Bestseller Premium product

Tubular cable lugs, standard series

HUPtype

available with and without sight hole e.g. 29 09 00/S

- Material: 99.9% electrolytic copper E-CU DIN 40500
- Surface: tin-plated
- tubular

Art. No.	CSS	M	PU	PrU
290900 ✱	0,75	3	100	100
290902		4	100	100
290904	1,5	3	100	100
290906 ✱		4	100	100
290908 ✱		5	100	100
290910		6	100	100
290912	2,5	3	100	100
290914		4	100	100
290916 ✱		5	100	100
290918		6	100	100
290920		8	100	100
290922	4	4	100	100
290924 ✱		5	100	100
290926 ✱		6	100	100
290928		8	100	100
290930	6	4	100	100
290932 ✱		5	100	100
290934 ✱		6	100	100
290936		8	100	100
290938	10	5	100	100
290940 ✱		6	100	100
290942 ✱		8	100	100
290944		10	100	100
290946		12	100	100
290948	16	5	100	100
290950		6	100	100
290952 ✱		8	100	100
290954		10	100	100
290956		12	100	100
290958	25	6	50	100
290960 ✱		8	50	100
290962		10	50	100
290964		12	50	100
290966	35	6	40	100
290968 ✱		8	40	100
290970		10	40	100
290972		12	40	100
290974		16	40	100
290976	50	6	40	100
290978 ✱		8	40	100
290980 ✱		10	25	100
290982		12	25	100
290984		16	25	100
290985	70	6	25	100
290986		8	25	100
290988 ✱		10	25	100
290990		12	25	100
290991		14	25	100
290992		16	25	100
290994	95	8	25	100
290996		10	25	100
290998 ✱		12	25	100
290999		14	15	100
291000		16	15	100
291002		20	15	100
290004	120	8	15	100
290006 ✱		10	15	100
290008 ✱		12	15	100
290009		14	18	100
290010		16	15	100
290012		20	15	100
290014	150	10	15	100
290016 ✱		12	15	100
290017		14	15	100
290018		16	15	100
290020		20	12	100
290022 ✱	185	12	20	100
290023		14	20	100
290024 ✱		16	20	100
290026		20	20	100
290028 ✱	240	12	15	100
290029		14	15	100
290030 ✱		16	15	100
290034	300	12	8	100
290036		14	8	100
290038		16	8	100
290040		20	8	100
290046	400	16	5	100
290048		20	5	100
290041	500	16	6	100
290043		20	6	100
290045	625	16	3	100
290047		20	3	100

Angled tubular cable lugs 90°, standard series

HUPtype

- Material: 99.9% electrolytic copper E-CU DIN 40500
- Surface: tin-plated

Art. No.	CSS	M	PU	PrU
290932/90	6	5	100	100
290934/90		6	100	100
290936/90		8	100	100
290938/90	10	5	100	100
290940/90		6	100	100
290942/90		8	100	100
290944/90		10	100	100
290948/90	16	5	100	100
290950/90		6	100	100
290952/90		8	100	100
290954/90		10	100	100
290956/90		12	100	100
290958/90	25	6	50	100
290960/90		8	50	100
290962/90		10	50	100
290964/90		12	50	100
290966/90	35	6	40	100
290968/90		8	40	100
290970/90		10	40	100
290972/90		12	40	100
290976/90	50	6	40	100
290978/90		8	40	100
290980/90		10	25	100
290982/90		12	25	100
290986/90	70	8	25	100
290988/90 ✱		10	25	100
290990/90		12	25	100
290992/90		16	25	100
290994/90	95	8	25	100
290996/90		10	25	100
290998/90		12	25	100
291000/90		16	15	100
291002/90		20	15	100
290006/90	120	10	15	100
290008/90		12	15	100
290010/90		16	15	100
290014/90	150	10	15	100
290016/90		12	15	100
290018/90		16	15	100
290020/90		20	12	100
291004/90	185	10	20	100
290022/90		12	20	100
290024/90		16	20	100
290028/90	240	12	15	100
290030/90		16	15	100

Butt connectors, standard series

HUPtype

- Material: 99.9% electrolytic copper E-CU DIN 40500
- Surface: tin-plated

Art. No.	CSS	↔	PU	PrU
291050	0,75	14	100	100
291052	1,5	14	100	100
291054	2,5	16	100	100
291056	4	19	100	100
291058	6	19	100	100
291060	10	30	100	100
291062	16	35	50	100
291064	25	40	50	100
291066	35	45	50	100
291068	50	50	25	100
291070	70	55	25	100
291072	95	60	25	100
291074	120	65	15	100
291076	150	70	20	100
291078	185	80	5	100
291080	240	90	10	100
291082	300	100	5	100
291084	400	100	5	100

T-connectors, standard series

HUPtype

- Material: 99.9% E-CU DIN 40500
- Annealed material
- Surface: tin-plated

Art. No.	CSS	W	↔	PU	PrU
291330	1,5	12	30	25	100
291332	2,5	12	30	25	100
291334	4	12	30	25	100
291336	6	14	35	25	100
291338	10	14	35	25	100
291340	16	21	50	25	100
291342	25	23	55	25	100
291344	35	30	70	25	100
291348	50	34	80	25	100
291350	70	35	85	25	100
291352	95	36	90	25	100
291354	120	38	95	10	100
291356	150	44	110	10	100
291358	185	45	115	1	100
291360	240	52	130	1	100

Tubularcable lugs, nylon-insulated, standard series

Nylon

- Material: 99,9% electrolytic copper
- Surface: tin-plated
- with sight hole
- Insulation: black

Art. No.	CSS	M	PU	PrU
290800	**10**	5	100	100
290801		6	100	100
290802		8	100	100
290804		10	50	100
290806	**16**	5	100	100
290810		6	50	100
290812		8	50	100
290814		10	50	100
290816		12	50	100
290818	**25**	6	25	100
290820		8	25	100
290822		10	25	100
290824		12	25	100
290826	**35**	6	25	100
290830		8	25	100
290832		10	25	100
290834		12	25	100
290836	**50**	6	25	100
290840		8	25	100
290842		10	25	100
290844		12	25	100
290846		14	20	100
290848	**70**	8	15	100
290850		10	15	100
290852		12	15	100
290854		14	15	100
290856		16	15	100
290858	**95**	8	25	100
290860		10	25	100
290862		12	25	100
290864		14	25	100
290866		16	25	100
290868	**120**	8	25	100
290870		10	25	100
290872		12	20	100
290874		14	20	100
290876		16	20	100
290878	**150**	10	20	100
290880		12	20	100
290882		14	20	100
290884		16	20	100
290886		20	20	100

Tubular cable lugs for fine-wired, high flexible conductors

F-type

- For fine stranded conductors, DIN VDE 60228 e.g. VDE 0295 class 5/6
- Material: 99.9% E-CU DIN 40500
- Surface: tin-plated
- With inspection hole

Art. No.	CSS	M	PU	PrU
290250 ✱	**10**	6	100	100
290252		8	100	100
290254		10	100	100
290256		12	100	100
290258	**16**	6	100	100
290260 ✱		8	100	100
290262		10	100	100
290264		12	100	100
290266	**25**	6	50	100
290268 ✱		8	50	100
290270		10	50	100
290272		12	50	100
290276 ✱	**35**	8	40	100
290278		10	40	100
290280		12	40	100
290282	**50**	8	25	100
290284 ✱		10	25	100
290286 ✱		12	25	100
290288		16	25	100
290290	**70**	8	25	100
290292 ✱		10	25	100
290294		12	25	100
290296		16	25	100
290300	**95**	10	25	100
290302 ✱		12	25	100
290304		16	25	100
290306	**120**	10	20	100
290308 ✱		12	20	100
290310		16	18	100
290316 ✱	**150**	12	12	100
290318		16	12	100
290320		20	10	100
290322	**185**	12	20	100
290324		16	20	100
290326		20	15	100
290328 ✱	**240**	12	15	100
290330		16	15	100
290332		20	15	100
290334	**300**	12	8	100
290336		16	8	100
290338		20	8	100

Butt-connector for fine stranded high flexible conductors

F-type

- For fine stranded conductors, DIN VDE 60228 e.g. VDE 0295 class 5/6
- Material: 99.9% E-CU DIN 40500
- Surface: tin-plated
- With buttmarks for precise cable insertion

Art. No.	CSS	⟷	PU	PrU
290350	**10**	30	50	100
290352	**16**	35	50	100
290354	**25**	35	50	100
290356	**35**	35	25	100
290358	**50**	45	25	100
290360	**70**	45	25	100
290362	**95**	45	25	100
290364	**120**	55	25	100
290366	**150**	65	25	100
290368	**185**	70	18	100
290370	**240**	70	6	100
290372	**300**	75	6	100
290374	**400**	100	6	100

Pressing terminals and connectors

Cable lugs acc. to DIN 46235

DIN

- Material: 99,9% E-Cu DIN 40500
- Surface: bare

Art. No.	CSS	M	l/no.	PU	PrU
290001	**6**	5	5	100	100
290003		6	5	100	100
290005		8	5	100	100
290007	**10**	5	6	100	100
290011		6	6	100	100
290013		8	6	100	100
290015		10	6	100	100
290019	**16**	6	8	50	100
290021		8	8	50	100
290025		10	8	50	100
290027		12	8	50	100
290031	**25**	6	10	50	100
290033		8	10	50	100
290035		10	10	50	100
290037		12	10	50	100
290039	**35**	6	12	25	100
290042		8	12	15	100
290044		10	12	25	100
290049		12	12	25	100
290050	**50**	8	14	25	100
290051		10	14	25	100
290052		12	14	25	100
290053		16	14	20	100
290054	**70**	8	16	25	100
290055		10	16	25	100
290056		12	16	25	100
290057		16	16	20	100
290058	**95**	10	18	15	100
290059		12	18	15	100
290060		16	18	15	100
290061	**120**	10	20	20	100
290063		12	20	20	100
290064		16	20	20	100
290065		20	20	20	100
290066	**150**	10	22	15	100
290067		12	22	15	100
290068		16	22	15	100
290069		20	22	12	100
290070	**185**	10	25	10	100
290071		12	25	10	100
290072		16	25	10	100
290073		20	25	10	100

PU Packing unit PrU Price unit
The legend for abbreviations for all table headers can be found sorted alphabetically on page 188.

✱ Bestseller Premium product

Art. No.	CSS	M	l/no.	PU	PrU
290074	**240**	12	28	8	100
290075		16	28	8	100
290076		20	28	8	100
290077	**300**	16	32	4	100
290078		20	32	4	100
290079	**400**	16	38	6	100
290080		20	38	6	100
290081	**500**	20	42	6	100
290082	**625**	20	44	1	100
290083	**800**	20	52	1	100
290084	**1000**	20	58	1	100

Compression joints acc. to DIN 46267 Part 1 (for non-tension connections)

DIN

- Material: 99.9% E-Cu DIN 40500
- Surface: bare
- With marks for correct crimping
- Annealed material for easier crimping

Cu

Art. No.	CSS	l/no.	↔	PU	PrU
291520	6	5	30	100	100
291522	10	6	30	100	100
291524	16	8	50	50	100
291526	25	10	50	50	100
291528	35	12	50	50	100
291530	50	14	55	25	100
291532	70	16	55	25	100
291534	95	18	70	15	100
291536	120	20	70	25	100
291538	150	22	80	15	100
291540	185	25	85	5	100
291542	240	28	90	10	100
291544	300	32	100	5	100
291546	400	38	150	8	100
291548	500	42	160	5	100
291550	625	44	160	1	100
291552	800	52	200	1	100
291554	1000	58	1000	1	100

Compression joints acc. to DIN 48085, Part 1 (for full-tension cable connections)

DIN

- Material: 99.9% E-Cu DIN 40500
- Surface: bare
- With marks for correct crimping
- Annealed material for easier crimping

Cu

Art. No.	CSS	l/no.	↔	PU	PrU
291440	6	6	65	50	100
291442	10	8	80	50	100
291444	16	8	95	50	100
291446	25	10	95	50	100
291448	35	12	95	25	100
291450	50	14	110	25	100
291452	70	16	110	25	100
291454	95	20	145	10	100
291456	120	22	160	10	100
291458	150	25	180	10	100
291460	185	32	260	5	100
291462	240	34	310	5	100
291464	300	38	360	5	100

Cable lugs acc. to DIN 46235

DIN

- Material: 99,9% electrolytic copper
- Surface: tin-plated

Cu

Art. No.	CSS	M	l/no.	PU	PrU
290404 ✱	**6**	6	5	100	100
290406		8	5	100	100
290408	**10**	5	6	100	100
290410 ✱		6	6	100	100
290412 ✱		8	6	100	100
290414		10	6	100	100
290416	**16**	6	8	50	100
290418 ✱		8	8	50	100
290420		10	8	50	100
290422		12	8	50	100
290424	**25**	6	10	50	100
290426 ✱		8	10	50	100
290428		10	10	50	100
290430		12	10	50	100
290432	**35**	6	12	25	100
290434 ✱		8	12	25	100
290436		10	12	25	100
290438		12	12	25	100
290440	**50**	8	14	25	100
290442 ✱		10	14	25	100
290444		12	14	25	100
290446		16	14	20	100
290448	**70**	8	16	25	100
290450 ✱		10	16	25	100
290452		12	16	25	100
290454		16	16	20	100
290456 ✱	**95**	10	18	15	100
290458 ✱		12	18	15	100
290460		16	18	15	100
290462	**120**	10	20	20	100
290464 ✱		12	20	20	100
290466		16	20	20	100
290468		20	20	15	100
290470	**150**	10	22	15	100
290472 ✱		12	22	15	100
290474		16	22	15	100
290476		20	22	25	100
290478	**185**	10	25	10	100
290480 ✱		12	25	10	100
290482 ✱		16	25	10	100
290484		20	25	10	100
290486 ✱	**240**	12	28	8	100
290488 ✱		16	28	8	100
290490		20	28	8	100
290492	**300**	16	32	5	100
290494		20	32	5	100
290496	**400**	16	38	3	100
290498		20	38	1	100
290516	**500**	20	42	1	100
290518	**625**	20	44	1	100
290520	**800**	20	52	1	100
290522	**1000**	20	58	1	100

Cable lugs SmallPack acc. to DIN 46235

- Material: 99,9% electrolytic copper
- Surface: tin-plated

Art. No.	CSS	M	l/no.	PU	PrU
290404/10	**6**	6	5	10	100
290406/10		8	5	10	100
290410/10	**10**	6	6	10	100
290412/10		8	6	10	100
290416/10	**16**	6	8	10	100
290418/10		8	8	10	100
290420/10		10	8	10	100
290426/10	**25**	8	10	10	100
290428/10		10	10	10	100
290434/10	**35**	8	12	10	100
290436/10		10	12	10	100

Sleeves for round compacted conductors DIN

for multiple-wire, thinned, compacted conductors (e.g. VDE 0295 Kl. 2)

Art. No.	CSS	PU	PrU
290561	**16**	100	100
290562	**25**	100	100
290563	**35**	100	100
290564	**50**	50	100
290565	**70**	50	100
290566	**95**	50	100
290567	**120**	50	100
290568	**150**	25	100
290569	**185**	25	100
290570	**240**	25	100
290571	**300**	5	100
290572	**400**	5	100

Angled cable lugs 90° acc. to DIN 46325 DIN

- Material: 99,9% E-Cu DIN 40500
- Tube dimension acc. to DIN 46235
- Surface: tin-plated

Art. No.	CSS	M	l/no.	PU	PrU
291700	**6**	5	5	100	100
291702 ✱		6	5	100	100
291704	**10**	5	6	100	100
291706		6	6	100	100
291708		8	6	100	100
291710	**16**	6	8	50	100
291712 ✱		8	8	50	100
291714		10	8	50	100
291716		12	8	50	100
291718	**25**	6	10	50	100
291720 ✱		8	10	50	100
291722		10	10	50	100
291724		12	10	50	100
291726 ✱	**35**	8	12	25	100
291728		10	12	25	100
291730		12	12	25	100
291732	**50**	8	14	25	100
291734 ✱		10	14	20	100
291736		12	14	20	100
291738		16	14	20	100
291740	**70**	8	16	30	100
291742 ✱		10	16	30	100
291744		12	16	15	100
291746		16	16	30	100
291748	**95**	10	18	10	100
291750		12	18	10	100
291752		16	18	10	100
291754	**120**	10	20	20	100
291756 ✱		12	20	20	100
291758		16	20	20	100
291760		20	20	15	100
291762	**150**	10	22	15	100
291764 ✱		12	22	15	100
291766		16	22	15	100
291768		20	22	10	100
291770	**185**	10	25	10	100
291772		12	25	10	100
291774		16	25	10	100
291776		20	25	10	100
291778	**240**	12	28	10	100
291780		16	28	10	100
291782		20	28	10	100

Compression joints acc. to DIN 46267, Part 1 (for non-tension connections) DIN

- Material: 99.9% E-Cu DIN 40500
- Surface: bare
- With marks for correct crimping
- Annealed material for easier crimping

Art. No.	CSS	l/no.	⟷	PU	PrU
291521	**6**	5	30	100	100
291523	**10**	6	30	100	100
291525	**16**	8	50	50	100
291527	**25**	10	50	50	100
291529	**35**	12	50	50	100
291531	**50**	14	55	25	100
291533	**70**	16	55	25	100
291535	**95**	18	70	25	100
291537	**120**	20	70	25	100
291539	**150**	22	80	15	100
291541	**185**	25	85	5	100
291543	**240**	28	90	10	100
291545	**300**	32	100	5	100
291547	**400**	38	150	8	100
291549	**500**	42	160	5	100
291551	**625**	44	160	1	100
291553	**800**	52	200	1	100
291555	**1000**	58	1000	1	100

Nickel terminals

Tubular cable lugs of pure nickel, ring type

- Material: nickel
- temperature resistant to 500° C

Art. No.	CSS	M	PU	PrU
292560	**0,5**	4	100	100
292562		5	100	100
292564	**1,5**	4	100	100
292566		5	100	100
292568		6	100	100
292570	**4**	4	100	100
292572		5	100	100
292574		6	100	100

Tubular terminals of pure nickel, forke type

- Material: nickel
- temperature resistant to 500° C

Art. No.	CSS	M	PU	PrU
292580	**0,5-1,0**	4	100	100
292582		5	100	100
292584	**1,5-2,5**	4	100	100
292586		5	100	100
292588		6	100	100
292590	**4-6,0**	4	100	100
292592		5	100	100

Butt-connectors, made from pure nickel

- Material: nickel
- temperature resistant to 500° C

Art. No.	CSS	⟷	PU	PrU
292596	**0,5 - 1**	15	100	100
292598	**1,5 - 2,5**	15	100	100
292600	**4 - 6**	15	100	100

Pressing terminals and connectors

Aluminium tubular cable lugs, standard series

- Material: E-Al 99,5%
- Surface: bare
- including contact grease

Art. No.	CSS	M	PU	PrU
294500	**16**	6	50	100
294502		8	50	100
294504		10	50	100
294506	**25**	6	50	100
294508		8	50	100
294510		10	50	100
294512	**35**	8	50	100
294514		10	50	100
294516	**50**	8	50	100
294518		10	50	100
294520		12	50	100
294522		16	50	100
294524	**70**	8	50	100
294526		10	50	100
294528		12	50	100
294530		16	50	100
294532	**95**	10	20	100
294534		12	20	100
294536		16	20	100
294538	**120**	8	20	100
294540		10	20	100
294542		12	20	100
294544		14	20	100
294546	**150**	8	20	100
294548		10	20	100
294550		12	20	100
294552		16	20	100
294554	**185**	8	20	100
294556		10	20	100
294558		12	20	100
294560		16	20	100
294562	**240**	8	20	100
294564		10	20	100
294566		12	20	100
294568		14	20	100
294570		16	20	100

Aluminium butt connectors, standard series

- Material: E-Al 99,5%
- Surface: bare
- including contact grease

Art. No.	CSS	PU	PrU
294580	**16**	50	100
294582	**25**	50	100
294584	**35**	50	100
294586	**50**	50	100
294588	**70**	50	100
294590	**95**	20	100
294592	**120**	20	100
294594	**150**	20	100
294596	**185**	20	100
294598	**240**	20	100

PU Packing unit PrU Price unit

The legend for abbreviations for all table headers can be found sorted alphabetically on page 188.

✱ Bestseller Premium product

Al compression cable lugs

DIN

- Material: Al 99,5%
- Surface: bare
- Al-cables DIN 48201, part 1 and DIN EN 50182
- Pre-rounded sm/se sector shaped conductors

Art. No.	CSS	M	l/no.	PU	PrU
292904 ✱	**16**	8	12	50	100
292906		10	12	50	100
292908 ✱	**25**	8	12	50	100
292910		10	12	50	100
292912 ✱	**35**	10	14	50	100
292914		12	14	50	100
292916 ✱	**50**	10	16	50	100
292918		12	16	50	100
292920 ✱	**70**	10	18	40	100
292922		12	18	40	100
292924	**95**	10	22	25	100
292926 ✱		12	22	30	100
292928		16	22	25	100
292930 ✱	**120**	12	22	25	100
292932		16	22	25	100
292934 ✱	**150**	12	25	20	100
292936		16	25	20	100
292938		20	25	20	100
292940 ✱	**185**	12	28	15	100
292942		16	28	15	100
292944		20	28	15	100
292946 ✱	**240**	12	32	10	100
292948		16	32	12	100
292950		20	32	10	100

Al compression cable lugs acc. to DIN 46329

DIN

Article number for tin-plated version e.g. 29 27 70/VZ

- Material: Al conductor, design according to DIN 48201
- extruded version
- Surface: bare

Art. No.	CSS	M	l/no.	PU	PrU
292770	**35**	10	14	50	100
292772		12	14	50	100
292774	**50**	10	16	50	100
292776		12	16	50	100
292778 ✱	**70**	10	18	25	100
292780		12	18	25	100
292782 ✱	**95**	10	22	25	100
292784		12	22	25	100
292786 ✱	**120**	12	22	25	100
292788		16	22	25	100
292790 ✱	**150**	10	25	25	100
292792		12	25	25	100
292794		16	25	20	100
292796	**185**	10	28	20	100
292798 ✱		12	28	20	100
292800		16	28	20	100
292802 ✱	**240**	12	32	10	100
292804		16	32	10	100
292806		20	32	10	100
292808 ✱	**300**	12	34	10	100
292810		16	34	10	100
292812		20	34	10	100
292814	**400**	12	38	10	100
292816		16	38	10	100
292818		20	38	10	100
292820	**500**	12	44	6	100
292822		16	44	6	100
292824		20	44	6	100

Al-Crimp connector DIN 46267 Part 2

DIN

- Material: Al 99,5%
- Surface: bare
- Design with oil stop
- Manufactured DIN 46267, part 2
- for non-tension connections

Art. No.	CSS	↔	PU	PrU
293542	**25**	70	100	100
293544	**35**	85	100	100
293546	**50**	85	50	100
293548	**70**	105	50	100
293550	**95**	105	25	100
293552	**120**	105	25	100
293554	**150**	125	25	100
293556	**185**	125	20	100
293558	**240**	145	15	100

Al and Cu cable lugs, longitudinally sealed

DIN

- Material: Al 99,5% / E-Cu 99,9%
- Surface: bare
- With marking for correct crimping
- Barrier design with oil stop
- For pre-rounded sector shaped conductors
- For non-tension connections15

Art. No.	CSS	M	l/no.	PU	PrU
293300 ✱	**25**	8,5	12	50	100
293302		10	12	50	100
293304		12	12	50	100
293306 ✱	**35**	10	14	50	100
293308		12	14	50	100
293310 ✱	**50**	10	16	50	100
293312		12	16	50	100
293314 ✱	**70**	10	18	50	100
293316		12	18	50	100
293318 ✱	**95**	12	22	25	100
293320		16	22	25	100
293321	**120**	10	22	25	100
293322 ✱		12	22	25	100
293324		16	22	25	100
293326 ✱	**150**	12	25	25	100
293328		16	25	25	100
293330 ✱	**185**	12	28	10	100
293332		16	28	10	100
293334 ✱	**240**	12	32	5	100
293336		20	32	5	100
293338 ✱	**300**	12	34	5	100

Al/Cu non-tension compession joints with Cu bolt

DIN

- Material: Al 99,5% E-Cu 99,9%
- Surface: bare
- For non-tension connections

Art. No.	CSS	ØBo.	↔	PU	PrU
293960	**25**	6	58	1	100
293962	**35**	7	71	1	100
293964	**50**	8	74	1	100
293966	**70**	10	87	1	100
293968	**95**	12	91	1	100
293970	**120**	12	97	1	100
293972	**150**	12	108	1	100
293974	**185**	14	116	1	100
293976	**240**	16	128	1	100
293978	**300**	18	131	1	100

Al-Cu reducing connectors

DIN

- for connections with tension relief of Al/Cu conductors to DIN 28201
- Material: Al 99,5%, DIN 40501, E-Cu DIN 40500
- Surface: bare pickled

Art. No.	CSS	Cu	↔	PU	PrU
293578	**25**	16	61	10	100
293582	**35**	16	71	10	100
293584		25	71	10	100
293598	**50**	25	71,5	10	100
293600		35	71,5	10	100
293606	**70**	25	79	10	100
293608		35	79	10	100
293610		50	85	10	100
293622	**95**	35	79	5	100
293624		50	85	5	100
293626		70	87	5	100
293634	**120**	50	87	5	100
293636		70	89	5	100
293638		95	97	5	100
293652	**150**	95	107,5	5	100
293654		120	107,5	5	100
293656		150	124	5	100
293664	**185**	185	108	5	100
293666		150	113	5	100
293678	**240**	150	124	5	100
293680		185	127	5	100
293688	**300**	185	128	5	100
293690		240	128	5	100

Cupal washer

Al.Cu

Compound material made from aluminium and copper

Art. No.	Ø	ST	PU	PrU
293810	10	1,5	50	100
293812	12	2	50	100
293814	14	2	50	100
293816	16	2	50	100

Screw terminals 10 - 30 KV

AL screw terminals medium voltage 10-30 KV

- for tension relief connections of Al medium-voltage cables
- Material: AL 99,5%
- Tin-plated surface

Art. No.	CSS	M	↔	PU	PrU
293140	**16-95**	12	60	1	100
293142	**50-150**	12	79	1	100
293144		16	79	1	100
293146	**95-240**	12	95	1	100
293148		16	95	1	100
293150	**120-300**	12	100	1	100
293152		16	100	1	100
293154	**185-400**	12	115	1	100
293156		16	115	1	100

AL screw connectors medium voltage

- Material: AL 99,5%;
- Screws: Tin-galvanised brass
- Tin-plated surface

Art. No.	CSS	↔	PU	PrU
293130	**16-95**	70	1	100
293132	**50-150**	85	1	100
293134	**95-240**	120	1	100
293136	**120-300**	142	1	100
293138	**185-400**	170	1	100

Safety tools

Alignment tool for sector conductor 1000 V

Art. No.	mm²	kg	PU
110704	95 - 150	0,068	1
110705	185 - 240	0,088	1

Universal alignment tool for sector conductor 1000 V

50, 70, 95, 150, 185, 240 mm²

1000 V IEC 60900

Art. No.	kg	PU
110709	1,051	1

Counterholder 1000 V for Screw cable shoes

1000 V IEC 60900

Art. No.	⬡	⬡	↔	kg	PU
120101	0	15	240	0,680	1
120103	15	40	220	0,424	1
120104	25	50	300	0,680	1

Assortments

Tubular cable lugs assortment standard

Contents: 380 crimping terminals, crimping pliers (art. no. 210805), crimp standard 6 - 50 mm², hexagon crimping, in plastic bulk storage chest 415 x 335 x 90 mm

Art. No.	set	kg	PU
290380	380	6,000	1

Tubular cable lugs assortment DIN 46235

Contents: 380 crimping terminals, crimping pliers (art. no. 210805K), crimp DIN 6 - 50 mm², hexagon crimping, in plastic bulk storage chest 415 x 335 x 90 mm

Art. No.	set	kg	PU
290382	380	6,600	1

SysCon cable lugs DIN & 210805 K

Contents: 380 cable lugs DIN 46235, tinned
220370 ABS plastic box SysCon S
2 x 220376 Foam SysCon 400 x 300 x 15 mm
500270 Foam for sets 160 x 400 mm
210805 K Crimping pliers hexagonal crimping 6 – 50 mm²

Art. No.	set	kg	PU
220385	380	4,300	1

SysCon cable lugs standard & 210805

Contents: 380 cable lugse standard, tinned
220370 ABS plastic box SysCon S
2 x 220376 Foam SysCon 400 x 300 x 15 mm
500270 Foam for sets 160 x 400 mm
210805 Crimping plier hexagonal crimping 6 – 50 mm²

Art. No.	set	kg	PU
220386	380	4,300	1

SysCon cable lugs DIN 46235

Contents: 389 cable lugs DIN/standard, tinned
220370 ABS plastic box SysCon S
2 x 220376 Foam SysCon 400 x 300 x 15 mm

Art. No.	set	kg	PU
220387	389	4,300	1

SysCon cable lugs standard

Contents: 389 cable lugs DIN/standard, tinned
220370 ABS plastic box SysCon S
2 x 220376 Foam SysCon 400 x 300 x 15 mm

Art. No.	set	kg	PU
220388	389	4,300	1

PU Packing unit PrU Price unit
The legend for abbreviations for all table headers can be found sorted alphabetically on page 188.

✱ Bestseller Premium product

Cable ties

Cable ties

material: nylon, colour natural, -40° to +85° C

Art. No.		W			PU	PrU
262500/1	75	2,4	15	80	100	100
262500	96	2,5	23	80	100	100
262502 ✱	100	2,5	25	80	100	100
262504 ✱	142	2,5	35	80	100	100
262506 ✱	203	2,5	55	80	100	100
262508 ✱	142	3,2	35	180	100	100
262509/1	203	3,6	53	180	100	100
262510/1	250	3,6	68	180	100	100
262510 ✱	292	3,6	85	180	100	100
262512/1	120	4,8	27	220	100	100
262515	157	4,8	40	220	100	100
262512 ✱	188	4,8	54	220	100	100
262516 ✱	199	4,8	54	220	100	100
262518 ✱	250	4,8	68	220	100	100
262511/1	290	4,8	81	180	1000	100
262520 ✱	302	4,8	84	220	100	100
262522 ✱	371	4,8	106	220	100	100
262523	430	4,8	125	220	100	100
262528	200	7,6	54	540	100	100
262530	290	7,6	82	540	100	100
262532 ✱	370	7,6	101	533	100	100
262534	450	7,6	130	540	50	100
262534/1	540	7,6	160	540	50	100
262536 ✱	425	8,8	115	790	50	100
262537	523	8,8	150	790	50	100
262538	610	8,8	180	790	50	100
262535	774	8,8	220	790	50	100
262540	800	8,8	235	790	20	100
262542	920	8,8	270	790	50	100
262543	1219	9	374	790	20	100
262545	246	12,4	64	1120	50	100
262546	550	12,7	166	1120	50	100
262547	1030	12,7	312	1120	100	100

Cable ties

material: nylon - colour black , -40° to +85° C, weather- and UV-resistant

Art. No.		W			PU	PrU
262600/1	75	2,4	15	80	100	100
262600	96	2,5	23	80	100	100
262602 ✱	100	2,5	25	80	100	100
262604 ✱	142	2,5	35	80	100	100
262606 ✱	203	2,5	55	80	100	100
262608 ✱	142	3,2	35	180	100	100
262609/1	203	3,6	53	180	100	100
262610 ✱	292	3,6	85	180	100	100
262610/1	250	3,6	68	180	100	100
262611/1	372	3,6	106	180	1000	100
262616 ✱	203	4,6	52	220	100	100
262612/1	120	4,8	27	220	100	100
262615	157	4,8	40	220	100	100
262618 ✱	250	4,8	68	220	100	100
262620 ✱	302	4,8	84	220	100	100
262622 ✱	371	4,8	106	220	100	100
262623	430	4,8	125	220	100	100
262628	200	7,6	54	540	100	100
262630	290	7,6	82	540	100	100
262632 ✱	370	7,6	101	533	100	100
262634	450	7,6	130	540	50	100
262634/1	540	7,6	160	540	50	100
262636 ✱	425	8,8	115	800	50	100
262637	523	8,8	150	800	50	100
262638	610	8,8	180	800	50	100
262635	774	8,8	220	800	50	100
262640	800	8,8	235	800	20	100
262642	920	8,8	270	800	50	100
262643	1219	8,8	374	800	20	100
262645	246	12,4	64	1140	50	100
262646	550	12,7	166	1140	50	100
262647	1030	12,7	312	1140	20	100

Cable ties

material: polyamide 6,6 - colour natural, -40° to +85° C

Art. No.		W			PU	PrU
262100	100	2,5	23	80	100	100
262101	203	3,6	55	180	100	100
262102	142	3,2	35	180	100	100
262106	203	4,6	55	220	100	100
262108	310	4,8	89	220	100	100
262110	368	4,8	102	220	100	100
262114	380	7,6	110	550	50	100
262116	550	12,7	166	1120	50	100

Cable ties

material: polyamide 6,6 - colour black, -40° to +85° C

Art. No.		W			PU	PrU
262120	100	2,5	25	80	100	100
262122	142	3,2	35	180	100	100
262124	203	3,6	55	180	100	100
262126	199	4,8	54	220	100	100
262128	302	4,8	84	220	100	100
262130	368	4,8	102	220	100	100
262132	290	7,6	82	550	100	100
262134	370	7,6	106	550	50	100
262136	618	12,4	181	1120	50	100

Cable ties "Uvplus"

UV resistant, black, polyamide, 7 year guarantee

Art. No.		W			PU	PrU
262950	100	2,5	25	80	100	100
262952	202	2,5	50	80	100	100
262954	150	3,3	38	133	100	100
262956	201	3,6	52	133	100	100
262958	290	3,6	82	180	100	100
262960	199	4,8	50	220	100	100
262962	250	4,8	72	220	100	100
262964	290	4,8	83	220	100	100
262966	371	4,8	106	220	100	100
262968	290	7,6	82	540	100	100
262970	370	7,6	108	540	100	100
262972	542	7,6	162	540	100	100
262974	523	8,8	156	790	50	100
262976	709	8,8	185	790	50	100
262978	774	8,8	220	790	50	100
262980	920	8,8	279	790	50	100

Cable ties

material: nylon - colour natural, big packing unit 1000 pcs., -40° to +85° C

Art. No.		W			PU	PrU
262501	96	2,5	23	80	1000	100
262503	100	2,5	25	80	1000	100
262505	142	2,5	35	80	1000	100
262507	203	2,5	55	80	1000	100
262509	142	3,2	35	180	1000	100
262511	290	3,6	82	180	1000	100
262513	188	4,8	54	220	1000	100
262517	199	4,8	54	220	1000	100

Heat-resistant cable ties

Material nylon 6/6, colour light green, UL94V-2, for high temperature applications between -40°C and +105°C

Art. No.		W			PU	PrU
263000	100	2,5	21	80	100	100
263004	200	2,5	55	80	100	100
263006	120	3,6	37	180	100	100
263008	160	4,6	40	220	100	100
263010	199	4,6	54	220	100	100
263012	371	4,6	106	220	100	100

UV heat-resistant cable ties, black

Material nylon 6/6, colour black, UL94V-2, for high temperature applications between -40°C and +145°C, UV-stabilized

Art. No.		W			PU	PrU
263022	160	2,5	21	80	100	100
263024	200	2,5	21	80	100	100
263026	199	4,6	54	220	100	100
263028	302	4,6	84	220	100	100
263030	370	7,6	106	540	100	100

HUPimpact cable ties

Material shock-resistant nylon 6/6, colour black, UL 94HB, for use in temperatures between -40°C and +80°C, extremely high flexibility in cold environments

Art. No.		W			PU	PrU
263100	199	4,6	54	220	100	100
263102	288	4,6	81	220	100	100
263104	302	4,6	84	220	100	100
263106	371	4,6	106	220	100	100
263108	290	7,5	82	540	100	100
263110	370	7,5	106	540	100	100
263112	774	8,7	220	790	100	100

HUPsecure cable ties

Material PP, colour: yellow, can be used as a seal / connector



Art. No.	↔	W		PU	PrU
263200	245	3,6	43	100	100
263204	295	3,6	60	100	100
263208	397	3,6	92	100	100

Releasable cable ties for frequent opening and closing

material: polyamide 6,6 - colour black, -40° to +85° C

Art. No.	↔	W			PU	PrU
262140	150	7,6	33	220	100	100
262142	200	7,6	49	220	100	100
262144	300	7,6	80	220	100	100

Double-locking-cable ties

material: nylon - colour black, -40° to +85° C

Art. No.	↔	W			PU	PrU
262700	180	9	45	550	100	100
262702	300	9	88	550	100	100
262704	360	9	100	550	100	100
262710	300	9	88	550	100	100

Cable ties with fixing eye

material: nylon, colour natural, -40° to +85° C

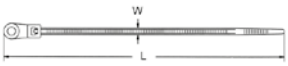

Art. No.	↔	W			PU	PrU
262820	100	2,5	25	80	100	100
262822	170	3,7	40	180	100	100
262824	170	3,7	40	180	100	100
262826 ✱	205	4,2	60	220	100	100
262828 ✱	300	4,8	85	220	100	100
262830	300	7,8	80	540	100	100
262832	370	4,8	102	220	100	100
262834	398	7,9	122	540	100	100

Cable ties with marking space

material: nylon, colour natural, -40° to +85° C

Art. No.	↔	W			PU	PrU
262840 ✱	100	2,5	25	80	100	100
262842 ✱	130	2,5	25	80	100	100
262844	110	2,5	25	80	100	100
262846	200	4,6	50	220	100	100
262848 ✱	200	2,5	50	80	100	100
262850	270	4,6	75	220	100	100

Identification label for cable ties / marking cables

Material PE, for marking cables, pipes and lines, low weight, permanent labelling

Art. No.	↔	W	H		PU	PrU
262179	26	15	1,2	**H**	100	100
262180	42,2	21	1,2	**I**	100	100
262181	60,8	25	1,2	**K**	100	100
262182	62,2	51	1,3	**G**	100	100
262183	38,5	19	0,4	**E**	100	100
262184	45,3	19,1	0,4	**D**	100	100
262185	50,5	19,1	0,4	**C**	100	100
262186	65	19,1	0,4	**B**	100	100
262187	63,8	44,8	0,4	**F**	100	100
262188	90	19,1	0,4	**A**	100	100
262189	160	80	0,6	**L**	100	100

Labelling box

Material PE, for attaching using cable ties (widths up to 4.8mm)

Art. No.	↔	W	H		PU	PrU
262190	11,5	32,6	3	**1**	100	100
262191	19,1	43,5	4,6	**2**	100	100

Self adhesive sockets

Art. No.	W	PU	PrU
262160 ✱	19	100	100
262161	19	100	100
262162 ✱	28	100	100
262163	28	100	100

Screw type sockets

Art. No.	↔	W	PU	PrU
262164 ✱	1,5	1	100	100
262165 ✱	1,5	1	100	100

Dowel Mounting sockets/Christmas trees

colour: black

Art. No.	↔	W	PU	PrU
262170 ✱	37	10	100	100
262172	37	10	100	100

Tensioning tools for cable ties

Art. No.		W	kg	PU
262151 ✱	plastic	5	0,240	1
262152 ✱	metal	5	0,334	1
262153	metal	5	0,334	1
262154	metal	13	0,365	1
262158 ✱	metal	10	0,303	1

Hook-and-loop cable ties

made from extruded polyamide-velour laminate, Colours: black and green, Hook-and-loop cable ties with loop

Art. No.	↔	W	PU	PrU
262750	125	12	20	100
262752	135	12	20	100
262754	180	12	20	100
262756	210	16	20	100
262758	310	16	20	100
262760	125	12	20	100
262762	135	12	20	100
262764	180	12	20	100
262768	310	16	20	100

Hook-and-loop cable ties

made from extruded polyamide-velour laminate, Colours: black, coil

Art. No.	Col.	↔	W	PU	PrU
262780	black	10000	15	1	1
262782	black	10000	20	1	1

PU Packing unit PrU Price unit

The legend for abbreviations for all table headers can be found sorted alphabetically on page 188.

✱ Bestseller Premium product

Solar/cable mounting

Solar fastening clip

Edge clip for attaching solar cables to profiles and metal sheets and for fixing the cable using the cable tie

NEW

Art. No.	↔	W	ST	kg	PU
262194	15	12	16	0,00121	1

Solar fastening clip

Edge clip for attaching solar cables to profiles and metal sheets and for fixing the cable using the cable tie

NEW

Art. No.	↔	W	ST	kg	PU
262195	15,5	14,6	14	0,00121	1

Solar fastening clip

Edge clip for attaching solar cables to profiles and metal sheets and for fixing the cable using the cable tie

NEW

Art. No.	↔	W	ST	kg	PU
262196	15	16	14	0,00121	1

Solar fastening clip

Edge clip for attaching solar cables to profiles and metal sheets and for fixing the cable using the cable tie

NEW

Art. No.	↔	W	ST	kg	PU
262197	15	14	14	0,00121	1

Solar fastening clip

Expanding anchor for fastening solar cables to perforated plates with rectangular perforations and for fixing the cable using the cable tie

NEW

Art. No.	↔	W	ST	kg	PU
262198	22	12	12	0,00121	1

Solar fastening clip

Edge clip for fastening solar cables to profiles and metal sheets

NEW

Art. No.	↔	W	ST	kg	PU
262199	20	17	17	0,00121	

Solar fastening clip

Edge clip for fastening solar cables to profiles and metal sheets

NEW

Art. No.	↔	W	ST	kg	PU
262173	15	29	9,4	0,00121	1

Cable ties, accessories

Polyethene spiral binding

natural, non-flame resistant

Art. No.	↔	d1		kg	PU
262060	30 m	1,5	10	0,141	1
262062 ✱	30 m	4	25	0,390	1
262064 ✱	30 m	9	32	0,780	1

Polyethene spiral binding

white, flame resistant

Art. No.	↔	d1		kg	PU
262066	30 m	1,5	10	0,156	1
262068 ✱	30 m	4	25	0,360	1
262069	30 m	9	32	0,964	1

Polyethene spiral binding

white, flame resistant

Art. No.	↔	d1		kg	PU
262030	2 m	8	18	0,141	1
262031	2 m	15	31	0,141	1
262032	2 m	20	43	0,141	1
262033	2 m	25	54	0,141	1

Polyethene spiral binding

black, flame resistant

Art. No.	↔	d1		kg	PU
262034	2 m	8	18	0,141	1
262035	2 m	15	31	0,141	1
262036	2 m	20	43	0,141	1
262037	2 m	25	54	0,141	1

We reserve the right to make technical changes and printing errors. The General Terms and Conditions apply.

Steel cable ties, accessories

Steel cable ties, SS 316 (V4A) with ball closure

Material: Stainless steel 316 (V4A), ball fastener

Art. No.		W			PU	PrU
262940/125 ✱	125	4,5	22	440	100	100
262940/152 ✱	152	4,5	25	440	100	100
262940/200 ✱	200	4,5	50	440	100	100
262940/250 ✱	250	4,5	60	440	100	100
262940/300 ✱	300	4,5	75	440	100	100
262940/360 ✱	360	4,5	102	440	100	100
262940/520 ✱	520	4,5	152	440	100	100
262950/152	152	8	25	1100	50	100
262950/200	200	8	50	1100	50	100
262950/300	300	8	75	1100	50	100
262950/360	360	8	102	1100	50	100
262950/520	520	8	152	1100	25	100
262950/680	680	8	203	1100	25	100
262950/840	840	8	254	1100	50	100
262950/1050	1050	8	318	1100	25	100
262960/290	290	12	80	2670	25	100
262960/360	360	12	102	2670	25	100
262960/520	520	12	152	2670	25	100
262960/680	680	12	203	2670	25	100
262960/840	840	12	254	2670	25	100
262960/1000	1000	12	302	2670	25	100
262960/1200	1200	12	351	2670	25	100

Steel cable ties, SS 316 (V4A) with ratchet function

Material: Stainless steel, 316 (V4A), with ratchet function

Art. No.		W			PU	PrU
262970/1100	1100	10	330	1960	10	100
262970/1315	1315	10	380	1960	10	100

Steel cable ties, SS 316 (V4A) with ball closure

Steel cable ties, expoxy resin coated, material: stainless steel 316 (V4A), ball fastener



Art. No.		W			PU	PrU
262942/125	125	4,5	22	440	100	100
262942/152	152	4,5	25	440	100	100
262942/200	200	4,5	50	440	100	100
262942/250	250	4,5	60	440	100	100
262942/300	300	4,5	75	440	100	100
262942/360	360	4,5	102	440	100	100
262942/520	520	4,5	152	440	100	100
262952/152	152	8	25	1100	50	100
262952/200	200	8	50	1100	50	100
262952/300	300	8	75	1100	50	100
262952/360	360	8	102	1100	50	100
262952/520	520	8	152	1100	50	100
262952/680	680	8	203	1100	50	100
262952/840	840	8	254	1100	50	100
262952/1050	1050	8	318	1100	25	100
262962/290	290	12	80	2670	25	100
262962/360	360	12	102	2670	25	100
262962/520	520	12	152	2670	25	100
262962/680	680	12	203	2670	25	100
262962/840	840	12	254	2670	25	100
262962/1000	1000	12	302	2670	25	100
262962/1200	1200	12	351	2670	25	100

Tensioning tools for steel cable ties

Art. No.		W	kg	PU
262159	metal	12	0,560	1

Nailing clips

Nailing clips for round cable

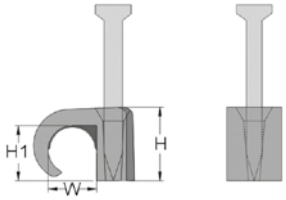

Art. No.	Col.	Ø	NL	PU	PrU
262200	transparent	2-3	15	100	100
262202	transparent	3-5	20	100	100
262204	white	3-5	15	100	100
262206	black	5-7	25	100	100
262208	transparent	5-7	20	100	100
262209	grey	5-7	35	100	100
262210	white	5-7	20	100	100
262212	black	7-10	25	100	100
262214	brown	7-10	25	100	100
262215	grey	7-10	35	100	100
262216	orange	7-10	25	100	100
262218	white	7-10	25	100	100
262219	grey	8-12	35	100	100
262220	black	10-14	30	100	100
262222	white	10-14	35	100	100
262223	grey	10-14	44	100	100
262224	black	14-20	35	50	100
262226	white	14-20	40	50	100
262227	grey	14-20	44	50	100
262228	black	18-22	45	50	100
262230	white	18-22	38	50	100
262231	grey	18-22	45	50	100
262232	black	22-26	45	50	100
262234	white	22-26	38	50	100
262235	grey	22-26	38	50	100

Nailing clips for flat cable

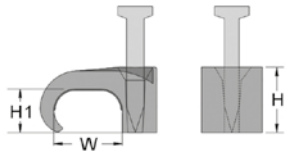

Art. No.	Col.	Ø	NL	PU	PrU
262236	transparent	2-4	15	100	100
262238	transparent	3-5	15	100	100
262240	transparent	4-6	15	100	100
262242	grey	5-8	25	100	100
262243	white	5-8	25	100	100
262244	grey	6-10	25	100	100
262245	white	6-10	25	100	100
262246	grey	7-14	25	100	100
262247	white	7-14	25	100	100
262248	grey	9-18	22	100	100
262249	white	9-18	22	100	100

Nailing clips for round cable

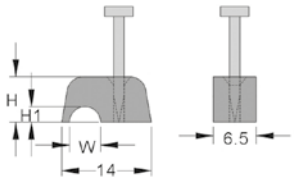

Art. No.	Col.	Ø	NL	PU	PrU
262254	grey	4.1	15	100	100
262256	grey	4.1	20	100	100
262258	grey	7	20	100	100
262260	grey	9	20	100	100
262262	grey	13.2	20	100	100

PU Packing unit PrU Price unit
The legend for abbreviations for all table headers can be found sorted alphabetically on page 188.

✱ Bestseller Premium product

ISO nailing clips

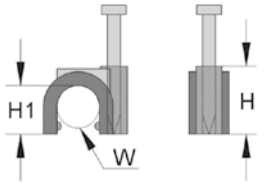

Art. No.	Col.	Ø	NL	PU	PrU
262264	grey	2.75	20	100	100
262266	grey	6	20	100	100
262268	grey	8	25	100	100
262270	grey	9	22	100	100
262272	grey	10	25	100	100
262274	grey	2.75	19	100	100
262276	grey	3.5	15	100	100
262278	grey	4	18	100	100
262280	grey	5	18	100	100
262282	grey	6	18	100	100
262284	grey	6	20	100	100
262286	grey	7	22	100	100
262288	grey	8	22	100	100
262290	grey	9	22	100	100
262292	grey	9.5	25	100	100
262294	grey	11	27	100	100
262296	grey	12	27	100	100
262298	grey	14	35	100	100
262300	grey	16	38	100	100
262302	grey	18	38	100	100
262304	grey	20	38	50	100
262306	grey	22	42	50	100
262308	grey	25	47	50	100
262310	grey	32	56	25	100

Cable glands polyamide IP68

Cable glands IP 68, metric or PG, assembled with washer and lock nut, fully mounted

metric or PG, assembled with washer and lock nut, fully mounted

Art. No.	Col.	PG	span width	PU	PrU
250040	grey	**M12**	15	10	100
250042 ✱	grey	**M16**	19	10	100
250044 ✱	grey	**M20**	24	10	100
250046	grey	**M20**	27	10	100
250048	grey	**M20**	27	10	100
250050 ✱	grey	**M25**	30	10	100
250052	grey	**M32**	36	10	100
250054	grey	**M40**	46	5	100
250056	grey	**M50**	55	5	100
250058	grey	**M63**	66	5	100
250080	black	**M12**	15	10	100
250082	black	**M16**	19	10	100
250084	black	**M20**	24	10	100
250086	black	**M20**	27	10	100
250088	black	**M20**	27	10	100
250090	black	**M25**	30	10	100
250092	black	**M32**	36	10	100
250094	black	**M40**	46	5	100
250096	black	**M50**	55	5	100
250098	black	**M63**	66	5	100
250060	grey	**PG7**	15	10	100
250062 ✱	grey	**PG9**	19	10	100
250064 ✱	grey	**PG11**	22	10	100
250066 ✱	grey	**PG13,5**	24	10	100
250068 ✱	grey	**PG16**	27	10	100
250070	grey	**PG21**	33	10	100
250072	grey	**PG29**	42	10	100
250074	grey	**PG36**	53	5	100
250076	grey	**PG42**	60	5	100
250078	grey	**PG48**	65	5	100
250100	black	**PG7**	15	10	100
250102	black	**PG9**	19	10	100
250104	black	**PG11**	22	10	100
250106	black	**PG13,5**	24	10	100
250108	black	**PG16**	27	10	100
250110	black	**PG21**	33	10	100
250112	black	**PG29**	42	10	100
250114	black	**PG36**	53	5	100
250116	black	**PG42**	60	5	100
250118	black	**PG48**	65	5	100

SlimTop - cable glands IP 68, metric or PG, assembled with washer and lock nut, industry

metric, assembled with washer and lock nut, not mounted, reduced wrench size

Art. No.	Col.	PG	span width	PU	PrU
250140	grey	**M12**	15	10	100
250142	grey	**M16**	20	10	100
250044 ✱	grey	**M20**	24	10	100
250144	grey	**M25**	24	10	100
250146	grey	**M32**	36	10	100
250148	grey	**M40**	46	5	100
250150	grey	**M50**	55	5	100
250152	grey	**M63**	68	5	100
250120	black	**M12**	15	10	100
250122	black	**M16**	20	10	100
250084	black	**M20**	24	10	100
250124	black	**M25**	29	10	100
250126	black	**M32**	36	10	100
250128	black	**M40**	46	5	100
250130	black	**M50**	55	5	100
250132	black	**M63**	68	5	100

Dummy plugs

Dummy plugs light- grey and black

Art. No.	PG	Col.	PU	PrU
250196	**M12**	light-grey	100	100
250198	**M16**	light-grey	100	100
250200	**M20**	light-grey	100	100
250202	**M25**	light-grey	100	100
250204	**M32**	light-grey	50	100
250206	**M40**	light-grey	50	100
250208	**M50**	light-grey	10	100
250210	**M63**	light-grey	10	100
250212	**PG7**	light-grey	100	100
250214	**PG9**	light-grey	100	100
250216	**PG11**	light-grey	100	100
250218	**PG13,5**	light-grey	100	100
250220	**PG16**	light-grey	100	100
250222	**PG21**	light-grey	100	100
250224	**PG29**	light-grey	50	100
250226	**PG36**	light-grey	50	100
250228	**PG42**	light-grey	10	100
250230	**PG48**	light-grey	10	100
250160	**M12**	black	100	100
250162	**M16**	black	100	100
250164	**M20**	black	100	100
250166	**M25**	black	100	100
250168	**M32**	black	50	100
250170	**M40**	black	50	100
250172	**M50**	black	10	100
250174	**M63**	black	10	100
250176	**PG7**	black	100	100
250178	**PG9**	black	100	100
250180	**PG11**	black	100	100
250182	**PG13,5**	black	100	100
250184	**PG16**	black	100	100
250186	**PG21**	black	100	100
250188	**PG29**	black	50	100
250190	**PG36**	black	50	100
250192	**PG42**	black	10	100
250194	**PG48**	black	10	100

Cable glands brass nickel-plated, IP68, fully mounted

metric or PG, assembled with washer and lock nut, fully mounted

Art. No.	PG	span width	PU	PrU
250600	M12	14	10	100
250602 ✱	M16	18	10	100
250604 ✱	M20	22	10	100
250606 ✱	M25	24	10	100
250608 ✱	M32	35	10	100
250610	M40	40	5	100
250611	M40	45	5	100
250612	M50	55	5	100
250614	M63	64	5	100
250630	PG7	14	10	100
250632 ✱	PG9	17	10	100
250634 ✱	PG11	20	10	100
250636 ✱	PG13,5	23	10	100
250638 ✱	PG16	25	10	100
250640 ✱	PG21	30	10	100
250642 ✱	PG29	40	10	100
250644	PG36	50	5	100
250646	PG42	57	5	100
250648	PG48	64	5	100

EMC-Cable glands brass nickel-plated, IP68, fully mounted

metric or PG, assembled with washer and lock nut, fully mounted. To ensure correct EMP installation, the brass cable screws with EMP inserts should be used.

EMV EMC

Art. No.	PG	span width	PU	PrU
250650	M12	14	10	100
250652	M16	18	10	100
250654	M20	22	10	100
250656	M25	24	10	100
250658	M32	35	10	100
250660	M40	40	5	100
250661	M40	45	5	100
250662	M50	55	5	100
250664	M63	64	5	100
250666	PG7	14	10	100
250668	PG9	17	10	100
250670	PG11	20	10	100
250672	PG13,5	23	10	100
250674	PG16	25	10	100
250676	PG21	30	10	100
250678	PG29	40	10	100
250680	PG36	50	5	100
250682	PG42	57	5	100
250684	PG48	64	5	100

Heat shrinkable tubes

Set HUPshrink21TW thin-walled 2:1

160 pieces, in plastic box

Art. No.		set	PU	PrU
267200 ✱	2:1	160	1	1

Set HUPshrink21TW thin-walled 2:1 coloured

160 pieces, in plastic box

Art. No.		set	PU	PrU
267202 ✱	2:1	160	1	1

Set HUPshrink31DW-A double-walled 3:1 with adhesive lining

160 pieces, in plastic box

Art. No.		set	PU	PrU
267204 ✱	3:1	25	1	1

Set HUPshrink21TW thin-walled 2:1 coloured

Art. No.		set	PU	PrU
267206 ✱	2:1	160	1	1

HUPshrink21TW thin-walled 2:1

50 pieces, 0.1 m long packaged in a polybag

Art. No.			> Ø	Ø >	PU	PrU
267000	2:1	0,1 m	2,5	1	1	1
267002	2:1	0,1 m	3,5	1,5	1	1
267004	2:1	0,1 m	5	2,25	1	1
267006	2:1	0,1 m	6,5	3	1	1
267008	2:1	0,1 m	9,6	4,5	1	1
267010	2:1	0,1 m	12,7	6	1	1
267012	2:1	0,1 m	19	9	1	1
267014	2:1	0,1 m	26	12,5	1	1

HUPshrink21 thin-walled 2:1 blister package

1 meter length in self-service-pack



Art. No.			> Ø	Ø >	PU	PrU
262085	2:1	1 m	4,8	2,4	1	1
262086	2:1	1 m	6,4	3,2	1	1
262087	2:1	1 m	9,5	4,8	1	1
262088	2:1	1 m	12,7	6,4	1	1
262089	2:1	1 m	19	9,5	1	1
262090	2:1	1 m	25,4	12,7	1	1

HUPshrink21TW thin-walled 2:1 Box

5/10m roll in dispenser

Art. No.			> Ø	Ø >	PU	PrU
267016	2:1	10 m	2,5	1	1	1
267018	2:1	10 m	3,5	1,5	1	1
267020	2:1	10 m	5	2,25	1	1
267022	2:1	5 m	6,5	3	1	1
267024	2:1	5 m	9,6	4,5	1	1
267026	2:1	5 m	12,7	6	1	1
267028	2:1	5 m	19	9	1	1
267030	2:1	5 m	26	12,5	1	1
267032	2:1	10 m	2,5	1	1	1
267034	2:1	10 m	3,5	1,5	1	1
267036	2:1	10 m	5	2,25	1	1
267038	2:1	5 m	6,5	3	1	1
267040	2:1	5 m	9,6	4,5	1	1
267042	2:1	5 m	12,7	6	1	1
267044	2:1	5 m	19	9	1	1
267046	2:1	5 m	26	12,5	1	1
267132	2:1	10 m	2,5	1	1	1
267134	2:1	10 m	3,5	1,5	1	1
267136	2:1	10 m	5	2,25	1	1
267138	2:1	5 m	6,5	3	1	1
267140	2:1	5 m	9,6	4,5	1	1
267142	2:1	5 m	12,7	6	1	1
267144	2:1	5 m	19	9	1	1
267146	2:1	5 m	26	12,5	1	1

PU Packing unit PrU Price unit

The legend for abbreviations for all table headers can be found sorted alphabetically on page 188.

✱ Bestseller Premium product

HUPshrink21TW | 31TW thin-walled 2:1, 3:1

25m roll packaged in a polybag

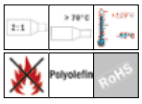

Art. No.			> Ø	Ø >	PU	PrU
267250/200	2:1	200 m	1,2	0,6	1	1
267252/200	2:1	200 m	1,6	0,8	1	1
267254/200	2:1	200 m	2,5	1	1	1
267048	2:1	25 m	2,5	1	1	1
267256/200	2:1	200 m	3,5	1,5	1	1
267050	2:1	25 m	3,5	1,5	1	1
267258/100	2:1	100 m	5	2,25	1	1
267052	2:1	25 m	5	2,25	1	1
267260/50	2:1	50 m	6,5	3	1	1
267054	2:1	25 m	6,5	3	1	1
267262/50	2:1	50 m	9,6	4,5	1	1
267282/50	2:1	50 m	9,6	4,5	1	1
267056	2:1	25 m	9,6	4,5	1	1
267058	2:1	25 m	12,7	6	1	1
267264/100	2:1	100 m	12,7	6	1	1
267284/100	2:1	100 m	12,7	6	1	1
267060	2:1	25 m	19	9	1	1
267266/50	2:1	50 m	19	9	1	1
267062	2:1	25 m	26	12,5	1	1
267268/50	2:1	50 m	26	12,5	1	1
267410/25	2:1	25 m	38,1	19	1	1
267411/25	2:1	25 m	50,8	25,4	1	1
267412/25	2:1	25 m	76	38	1	1
267413/25	2:1	25 m	102	51	1	1
267480/100	3:1	100 m	12,7	4	1	1

HUPshrink31DW double-walled 3:1

1.2m packaged in a polybag

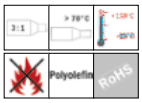

Art. No.			> Ø	Ø >	PU	PrU
267430	3:1	1,2 m	3	1	1	1
267432	3:1	1,2 m	6	2	1	1
267434	3:1	1,2 m	9	3	1	1
267436	3:1	1,2 m	12	4	1	1
267438	3:1	1,2 m	18	6	1	1
267440	3:1	1,2 m	25	8	1	1
267442	3:1	1,2 m	3	1	1	1
267444	3:1	1,2 m	6	2	1	1
267446	3:1	1,2 m	9	3	1	1
267448	3:1	1,2 m	12	4	1	1
267450	3:1	1,2 m	18	6	1	1
267452	3:1	1,2 m	25	8	1	1

HUPshrink21TW thin-walled 2:1

1.2m packaged in a polybag

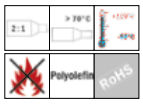

Art. No.			> Ø	Ø >	PU	PrU
267250	2:1	1,2 m	1,2	0,6	1	1
267252	2:1	1,2 m	1,6	0,8	1	1
267254	2:1	1,2 m	2,5	1	1	1
267256	2:1	1,2 m	3,5	1,5	1	1
267258	2:1	1,2 m	5	2,25	1	1
267260	2:1	1,2 m	6,5	3	1	1
267262	2:1	1,2 m	9,6	4,5	1	1
267264	2:1	1,2 m	12,7	6	1	1
267266	2:1	1,2 m	19	9	1	1
267268	2:1	1,2 m	26	12,5	1	1
267272	2:1	1,2 m	1,6	0,8	1	1
267274	2:1	1,2 m	2,5	1	1	1
267276	2:1	1,2 m	3,5	1,5	1	1
267278	2:1	1,2 m	5	2,25	1	1
267280	2:1	1,2 m	6,5	3	1	1
267282	2:1	1,2 m	9,6	4,5	1	1
267284	2:1	1,2 m	12,7	6	1	1
267286	2:1	1,2 m	19	9	1	1
267288	2:1	1,2 m	26	12,5	1	1
267292	2:1	1,2 m	1,6	0,8	1	1
267294	2:1	1,2 m	2,5	1	1	1
267296	2:1	1,2 m	3,5	1,5	1	1
267298	2:1	1,2 m	5	2,25	1	1
267300	2:1	1,2 m	6,5	3	1	1
267302	2:1	1,2 m	9,6	4,5	1	1
267304	2:1	1,2 m	12,7	6	1	1
267306	2:1	1,2 m	19	9	1	1
267308	2:1	1,2 m	26	12,5	1	1
267312	2:1	1,2 m	1,6	0,8	1	1
267314	2:1	1,2 m	2,5	1	1	1
267316	2:1	1,2 m	3,5	1,5	1	1
267318	2:1	1,2 m	5	2,25	1	1
267320	2:1	1,2 m	6,5	3	1	1
267322	2:1	1,2 m	9,6	4,5	1	1
267324	2:1	1,2 m	12,7	6	1	1
267326	2:1	1,2 m	19	9	1	1
267328	2:1	1,2 m	26	12,5	1	1
267332	2:1	1,2 m	1,6	0,8	1	1
267334	2:1	1,2 m	2,5	1	1	1
267336	2:1	1,2 m	3,5	1,5	1	1
267338	2:1	1,2 m	5	2,25	1	1
267340	2:1	1,2 m	6,5	3	1	1
267342	2:1	1,2 m	9,6	4,5	1	1
267344	2:1	1,2 m	12,7	6	1	1
267346	2:1	1,2 m	19	9	1	1
267348	2:1	1,2 m	26	12,5	1	1
267352	2:1	1,2 m	1,6	0,8	1	1
267354	2:1	1,2 m	2,5	1	1	1
267356	2:1	1,2 m	3,5	1,5	1	1
267358	2:1	1,2 m	5	2,25	1	1
267360	2:1	1,2 m	6,5	3	1	1
267362	2:1	1,2 m	9,6	4,5	1	1
267364	2:1	1,2 m	12,7	6	1	1
267366	2:1	1,2 m	19	9	1	1
267368	2:1	1,2 m	26	12,5	1	1
267372	2:1	1,2 m	1,6	0,8	1	1
267374	2:1	1,2 m	2,5	1	1	1
267376	2:1	1,2 m	3,5	1,5	1	1
267378	2:1	1,2 m	5	2,25	1	1
267380	2:1	1,2 m	6,5	3	1	1
267382	2:1	1,2 m	9,6	4,5	1	1
267384	2:1	1,2 m	12,7	6	1	1
267386	2:1	1,2 m	19	9	1	1
267388	2:1	1,2 m	26	12,5	1	1
267392	2:1	1,2 m	1,6	0,8	1	1
267394	2:1	1,2 m	2,5	1	1	1
267396	2:1	1,2 m	3,5	1,5	1	1
267398	2:1	1,2 m	5	2,25	1	1
267400	2:1	1,2 m	6,5	3	1	1
267402	2:1	1,2 m	9,6	4,5	1	1
267404	2:1	1,2 m	12,7	6	1	1
267406	2:1	1,2 m	19	9	1	1
267408	2:1	1,2 m	26	12,5	1	1

Heat shrinkable tubes with adhesive lining

HUPshrink31MW-A | HUPshrink41MW-A medium-walled 3:1, 4:1 with adhesive lining

1.2m packaged in a polybag, with adhesive lining



Art. No.			> Ø	Ø >	PU	PrU
267102	4:1	1,2 m	8	2	1	1
267104	4:1	1,2 m	12	3	1	1
267106	4:1	1,2 m	22	6	1	1
267108	4:1	1,2 m	33	8	1	1
267110	3:1	1,2 m	40	12	1	1
267112	3:1	1,2 m	55	16	1	1
267114	3:1	1,2 m	65	19	1	1
267116	3:1	1,2 m	75	22	1	1
267118	4:1	1,2 m	95	25	1	1
267120	3:1	1,2 m	115	34	1	1

HUPshrink31DW-A | HUPshrink41DW-A double-walled 3:1, 4:1 with adhesive lining

1.2m packaged in a polybag, with adhesive lining



Art. No.			> Ø	Ø >	PU	PrU
267064	3:1	1,2 m	3,2	1	1	1
267066	3:1	1,2 m	4,8	1,6	1	1
267068	3:1	1,2 m	6,4	2	1	1
267070	3:1	1,2 m	9,5	3	1	1
267074	3:1	1,2 m	12,7	4	1	1
267078	3:1	1,2 m	19,1	6	1	1
267080	3:1	1,2 m	24,5	8	1	1
267084	3:1	1,2 m	38,1	13	1	1
267088	4:1	1,2 m	52	13	1	1

HUPshrink31DW-A double-walled 3:1 with adhesive lining Box

5/10m roll in dispenser, with adhesive lining



Art. No.			> Ø	Ø >	PU	PrU
267090	3:1	10 m	3	1	1	1
267092	3:1	5 m	6	2	1	1
267094	3:1	5 m	9	3	1	1

HUPshrink31DW-A double-walled 3:1 with adhesive lining

5m roll, with adhesive lining



Art. No.			> Ø	Ø >	PU	PrU
267096	3:1	5 m	12	4	1	1
267098	3:1	5 m	19	6	1	1
267100	3:1	5 m	24	8	1	1

HUPshrink41DW-A double-walled 4:1 with adhesive lining

1.2m packaged in a polybag, with adhesive lining

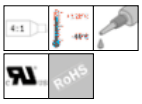

Art. No.		↔	> Ø	Ø >	PU	PrU
267460	4:1	1,2 m	4	1	1	1
267462	4:1	1,2 m	8	2	1	1
267464	4:1	1,2 m	12	3	1	1
267466	4:1	1,2 m	16	4	1	1
267468	4:1	1,2 m	24	6	1	1
267470	4:1	1,2 m	32	8	1	1
267472	4:1	1,2 m	52	13	1	1

Heat-shrinkable end caps

- Designed with a layer of spiral coated hot melt adhesive in the internal surface of the end cap
- Provides highly resistant to moisture, fungus, and corrosion
- Electrical insulation to 1000V



Art. No.	Ø	KaL	ST	PU	PrU
267500	4-10	15	2,6	100	100
267502	6-16	25	2,8	50	100
267506	18-32	40	3,3	25	100
267508	28-48	50	3,5	10	100
267510	45-68	55	4	10	100
267512	55-90	70	4	25	100
267514	65-110	70	4	20	100

Torch brazing set SolderingKit

12-pieces, for pocket lighter butane gas, with Piezo ignition, heating time: +/- 25 seconds (peak), performance can be infinitely regulated, temperatures with naked flame up to 1200 °C, brazing up to 550 °C, heat shrinking up to 680 °C, burn time approximately 60 minutes, in black plastic case.

Art. No.	set	kg	PU
262098	12	0,670	1

Electro insulating tape

Electrical insulating tape HUPtape-15

- VDE tested
- DIN EN 60454-3-1
- Water, weather and UV resistant

Art. No.	W	↔	ST	PU	PrU
263800 ✱	15	10 m	0,15	10	1
263802 ✱	15	10 m	0,15	10	1
263804	15	10 m	0,15	10	1
263806	15	10 m	0,15	10	1
263808 ✱	15	10 m	0,15	10	1
263810 ✱	15	10 m	0,15	10	1
263812	15	10 m	0,15	10	1
263814	15	10 m	0,15	10	1
263816	15	10 m	0,15	10	1
263818 ✱	15	10 m	0,15	10	1

Art. No.	W	↔	ST	PU	PrU
263822	15	20 m	0,15	10	1
263824	15	20 m	0,15	10	1
263826	15	20 m	0,15	10	1
263828	15	20 m	0,15	10	1
263830	15	20 m	0,15	10	1
263832	15	20 m	0,15	10	1
263834	15	20 m	0,15	10	1
263836	15	20 m	0,15	10	1
263838	15	20 m	0,15	10	1
263840	15	20 m	0,15	10	1

Art. No.	W	↔	ST	PU	PrU
263842 ✱	19	20 m	0,15	8	1
263844 ✱	19	20 m	0,15	8	1
263846	19	20 m	0,15	8	1
263848	19	20 m	0,15	8	1
263850 ✱	19	20 m	0,15	8	1
263852 ✱	19	20 m	0,15	8	1
263854	19	20 m	0,15	8	1
263856	19	20 m	0,15	8	1
263858	19	20 m	0,15	8	1
263860 ✱	19	20 m	0,15	8	1

Art. No.	W	↔	ST	PU	PrU
263902	19	25 m	0,15	10	1
263904	19	25 m	0,15	10	1
263906	19	25 m	0,15	10	1
263908	19	25 m	0,15	10	1
263910	19	25 m	0,15	10	1
263912	19	25 m	0,15	10	1
263914	19	25 m	0,15	10	1
263916	19	25 m	0,15	10	1
263918	19	25 m	0,15	10	1
263920	19	25 m	0,15	10	1

Art. No.	W	↔	ST	PU	PrU
263882	19	33 m	0,15	8	1
263884	19	33 m	0,15	8	1
263886	19	33 m	0,15	8	1
263888	19	33 m	0,15	8	1
263890	19	33 m	0,15	8	1
263892	19	33 m	0,15	8	1
263894	19	33 m	0,15	8	1
263896	19	33 m	0,15	8	1
263898	19	33 m	0,15	8	1
263900	19	33 m	0,15	8	1

Art. No.	W	↔	ST	PU	PrU
263862	25	20 m	0,15	6	1
263864	25	20 m	0,15	6	1
263866	25	20 m	0,15	6	1
263868	25	20 m	0,15	6	1
263870	25	20 m	0,15	6	1
263872	25	20 m	0,15	6	1
263874	25	20 m	0,15	6	1
263876	25	20 m	0,15	6	1
263878	25	20 m	0,15	6	1
263880	25	20 m	0,15	6	1

Rainbow-Pack

- VDE tested
- DIN EN 60454-3-1
- Water, weather and UV resistant
- 10 pieces

Art. No.	W	↔	ST	PU	PrU
263820	15	10 m	0,15	1	1
263861	19	20 m	0,15	1	1

Cold-resistant insulation tape HUPtape-22plus

- Excellent wrapping properties
- Can be processed even at very low temperatures
- Extreme weather proof (UV resistant)
- Resistant to corrosion, acids and lyes
- Processing temperature: -18°C to + 60°C
- Individually packaged in plastic box

Art. No.	W	ST	PU	PrU
263930	19	0,215	1	1

Self-welding insulation tape HUPtape76seal

- Forms homogenous welding wraps
- Excellent dielectric properties
- Weather proof (UV resistant)
- Insulation on medium voltage cables up to 69 kV
- Resistant to corrosion, acids and lyes
- Individual in box packaging



Art. No.	W	ST	PU	PrU
263940	19	0,76	1	1

Textile tape

- 50 m

Art. No.	W	↔	Col.	kg	PU
393016	50	50 m	grey	0,269	1

PU Packing unit PrU Price unit

The legend for abbreviations for all table headers can be found sorted alphabetically on page 188.

✱ Bestseller Premium product

VDE screwdrivers HUPslim 1000 V

Screwdriver HUPslim 1000 V with PZ slot profile

1000 V IEC 60900

HUPslim

Art. No.	size	BL		kg	PU
102870	1	80	205	0,060	1
102872	2	100	270	0,094	1

Screwdriver set HUPslim 1000 V with PZ slot profile

Content:
- 102870
- 102872

1000 V IEC 60900

HUPslim

Art. No.	Fo.	size	kg	PU
102879	PZ/FL	1 + 2	0,200	1

Electricians' screwdrivers HUPslim 1000 V Slot

1000 V IEC 60900

HUPslim

Art. No.	CW	KSt	BL		kg	PU
102914	3,5	0,6	100	185	0,035	1
102916	4	0,8	100	195	0,052	1
102918	5,5	1	125	230	0,070	1
102920	6,5	1,2	150	255	0,108	1

Electricians' screwdrivers HUPslim 1000 V Slot

1000 V IEC 60900

HUPslim

Art. No.	CW	KSt	BL		kg	PU
102917	4	1	100	195	0,052	1

Cross slotted screwdrivers HUPslim 1000 V Phillips

1000 V IEC 60900

HUPslim

Art. No.	size	BL		kg	PU
102942	1	80	175	0,061	1
102944	2	100	205	0,100	1

Cross slotted screwdrivers HUPslim 1000 V Pozidriv

1000 V IEC 60900

HUPslim

Art. No.	size	BL		kg	PU
102952	1	80	175	0,061	1
102954	2	100	205	0,095	1

Screwdrivers set HUPslim 1000 V

Content:
- 102914
- 102916
- 102918
- 102920
- 102942
- 102944

1000 V IEC 60900

HUPslim

Art. No.	Fo.	set	kg	PU
102999	PH	6	0,414	1

Screwdrivers set HUPslim 1000 V

Content:
- 102914
- 102916
- 102918
- 102920
- 102952
- 102954

1000 V IEC 60900

HUPslim

Art. No.	Fo.	set	kg	PU
102999/PZ	PZ	6	0,416	1

Screwdrivers set HUPslimPlus 1000 V

Content:
- 102870
- 102872
- 102914
- 102916
- 102917
- 102918
- 102920
- 102942
- 102944
- 102952
- 102954
- 100647

1000 V IEC 60900

HUPslim

Art. No.	Fo.	set	kg	PU
102980	Mix	12	0,850	1

VDE screwdrivers 1000 V

Screwdriver with PZ slot profile

1000 V IEC 60900

Art. No.	size	BL		kg	PU
101870 ✱	1	80	205	0,060	1
101872 ✱	2	100	270	0,094	1

Screwdriver set with PZ slot profile

Content:
- 101870
- 101872

1000 V IEC 60900

Art. No.	Fo.	size	kg	PU
101879	PZ/FL	1 + 2	0,200	1

Electricians screwdrivers Slot

1000 V IEC 60900

Art. No.	CW	KSt	BL		kg	PU
101910 ✱	2,5	0,4	75	155	0,027	1
101912 ✱	3	0,5	100	185	0,029	1
101914 ✱	3,5	0,6	100	185	0,035	1
101916 ✱	4	0,8	100	195	0,052	1
101918 ✱	5,5	1	125	230	0,070	1
101920	6,5	1,2	150	255	0,108	1
101922	8	1,2	175	295	0,177	1
101924	10	1,6	200	320	0,245	1

Electricians screwdrivers Slot

1000 V IEC 60900

Art. No.	CW	KSt	BL		kg	PU
101917	4	1	100	195	0,052	1

Cross slotted screwdrivers Phillips

1000 V IEC 60900

Art. No.	size	BL		kg	PU
101940	0	60	145	0,034	1
101942 ✱	1	80	175	0,061	1
101944 ✱	2	100	205	0,100	1
101946	3	150	270	0,165	1

Cross slotted screwdrivers Pozidriv

1000 V IEC 60900

Art. No.	size	BL		kg	PU
101950	0	60	135	0,033	1
101952 ✱	1	80	175	0,061	1
101954 ✱	2	100	205	0,095	1
101956	3	150	270	0,166	1

Screwdrivers Tx

1000 V IEC 60900

Art. No.	size	BL		kg	PU
101850	8	100	185	0,053	1
101852	9	100	185	0,051	1
101854	10	100	195	0,053	1
101856 ✱	15	100	195	0,053	1
101858 ✱	20	100	195	0,052	1
101860	25	125	220	0,070	1
101862	27	125	230	0,072	1
101864	30	150	255	0,109	1
101866	40	175	295	0,178	1

Screwdrivers Square

1000 V IEC 60900

Art. No.	size	BL		kg	PU
102550	0	60	145	0,034	1
102552	1	80	175	0,061	1
102554	2	100	205	0,095	1
102556	3	150	270	0,166	1

Screwdrivers set 1000 V

Content:
- 101910
- 101916
- 101918
- 101920
- 101952
- 101954

1000 V IEC 60900

Art. No.	Fo.	set	kg	PU
101999/PZ	PZ	6	0,416	1

Screwdrivers set 1000 V

Content:
- 101910
- 101916
- 101918
- 101920
- 101942
- 101944

1000 V IEC 60900

Art. No.	Fo.	set	kg	PU
101999 ✱	PH	6	0,414	1

Screwdrivers set Plus 1000 V

Content:
- 101870
- 101872
- 101910
- 101912
- 101916
- 101918
- 101942
- 101944
- 101952
- 101954
- 101854
- 101856
- 101858
- 101860
- 100647

1000 V IEC 60900

Art. No.	Fo.	set	kg	PU
101980	Mix	15	0,414	1

VDE socket wrenches 1000 V

Socket wrenches DIN 7445

1000 V IEC 60900

Art. No.		BL		kg	PU
102520	4	125	220	0,105	1
102522	5	125	220	0,109	1
102524	5,5	125	220	0,116	1
102526	6	125	220	0,111	1
102528	7	125	230	0,116	1
102530	8	125	230	0,119	1
102532	9	125	230	0,122	1
102534	10	125	230	0,125	1
102536	11	125	245	0,167	1
102538	12	125	245	0,165	1
102540	13	125	245	0,175	1

Socket wrenches set DIN 7445

Content:
- 102522
- 102524
- 102528
- 102530
- 102534
- 102536
- 102540

1000 V IEC 60900

Art. No.	set	kg	PU
102512	7	1,065	1

PU Packing unit PrU Price unit
The legend for abbreviations for all table headers can be found sorted alphabetically on page 188.

✱ Bestseller Premium product

Vario 1000 V replaceable blade system

Vario 1000 V replaceable blade system



Art. No.	Fo.	set	kg	PU
102000-1	PH	10	0,340	1
102000/PZ-1	PZ	10	0,334	1

Vario nylon bag – empty

Art. No.	W	H	D	kg	PU
102042-1	215	290	30	0,088	1

Exchangeable Vario 1000 V handle

Art. No.	Fo.		kg	PU
102040	HEX	120	0,058	1

Vario screw cap

Art. No.		kg	PU
102044	10	0,002	1

Vario replaceable blade – pozidrive blade/slotted

Art. No.	size	BL		kg	PU
102010	1	85	165	0,035	1
102012	2	85	165	0,045	1

Vario replaceable blade – slotted blade

Art. No.	CW	KSt	BL		kg	PU
102014	2,5	0,4	85	165	0,013	1
102016	3	0,5	85	165	0,015	1
102017	3,5	0,6	85	165	0,080	1
102018	4	0,8	85	165	0,022	1
102020	5,5	1	85	165	0,034	1
102022	6,5	1,2	85	165	0,045	1

Vario replaceable blade – Phillips blade

Art. No.	size	BL		kg	PU
102001	0	85	165	0,023	1
102002	1	85	165	0,035	1
102004	2	85	165	0,044	1

Vario replaceable blade – pozidrive blade

Art. No.	size	BL		kg	PU
102005	0	85	165	0,023	1
102006	1	85	165	0,035	1
102008	2	85	165	0,045	1

Vario replaceable blade – torx blade

Art. No.	size	BL		kg	PU
102060	8	85	165	0,016	1
102062	9	85	165	0,016	1
102064	10	85	165	0,016	1
102066	15	85	165	0,021	1
102068	20	85	165	0,021	1
102070	25	85	165	0,034	1
102072	30	85	165	0,041	1

Vario switch cabinet key – Square

Art. No.			kg	PU
102030	6	47	0,010	1
102032	8	47	0,009	1

Vario switch cabinet key – Triangular

Art. No.			kg	PU
102034	9	47	0,009	1

Vario switch cabinet key – Double-bit

Art. No.			kg	PU
102036	5,3	47	0,009	1

VarioPro 1000 V replaceable blade system

Placeholders for torque handle

VIDEO 102052

Art. No.	set	W	H	D	kg	PU
102052	30	410	310	85	3,100	1

Tool case ElektroCombo

Art. No.	set	W	H	D	kg	PU
104090	78	490	375	100	6,240	1

Working under tension

VarioTQ 1000 V replaceable blade system

VarioTQ 1000 V dynamometric screwdriver with replaceable blades - PH / PZ

Art. No.	Fo.	Nm	kg	PU
102700-1	PH	1 - 6	0,800	1
102701-1	PH	0,5 - 3,5	0,800	1
102700/PZ-1	PZ	1 - 6	0,800	1
102701/PZ-1	PZ	0,5 - 3,5	0,800	1

VarioTQ 1000 V nylon bag – empty

Art. No.	W	H	D	kg	PU
102785-1	215	290	30	0,115	1

VarioTQ 1000 V dynamometric screwdriver with replaceable blades - Tx / Hex

Art. No.	Fo.	Nm	kg	PU
102702-1	TX	1 - 6	0,760	1
102703-1	TX	0,5 - 3,5	0,760	1
102706-1	TX+HEX	1 - 6	0,800	1
102707-1	TX+HEX	0,5 - 3,5	0,800	1

VarioTQ 1000 V dynamometric screwdriver with replaceable blades - Hex

Art. No.	Fo.	Nm	kg	PU
102704-1	HEX	1 - 6	0,340	1
102705-1	HEX	0,5 - 3,5	0,340	1

Exchangeable VarioTQ 1000 V handle

Art. No.		Nm	kg	PU
102790	122	1 - 6	0,180	1
102792	122	0,5 - 3,5	0,180	1

Square socket key

Art. No.	Fo.	BL	CW	kg	PU
102784	SQ	40	8	0,050	1

Exchangeable Vario 1000 V handle

Art. No.	Fo.		kg	PU
102040	HEX	120	0,058	1

VarioTQ 1000 V replaceable blade – PZ/FL

Art. No.	Fo.	size		kg	PU
102780	PZ/FL	1	195	0,050	1
102782	PZ/FL	2	195	0,050	1

VarioTQ 1000 V replaceable blade – slotted blade

Art. No.	Fo.	CW	KSt		kg	PU
102710	SL	2,5	0,4	195	0,050	1
102712	SL	3	0,5	195	0,050	1
102714	SL	4	0,8	195	0,050	1
102716	SL	5,5	1	195	0,050	1
102718	SL	6,5	1,2	195	0,050	1

VarioTQ 1000 V replaceable blade – Phillips blade

Art. No.	Fo.	size		kg	PU
102720	PH	0	195	0,050	1
102722	PH	1	195	0,050	1
102724	PH	2	195	0,050	1
102726	PH	3	195	0,050	1

VarioTQ 1000 V replaceable blade – pozidrive blade

Art. No.	Fo.	size		kg	PU
102730	PZ	0	195	0,050	1
102732	PZ	1	195	0,050	1
102734	PZ	2	195	0,050	1
102736	PZ	3	195	0,050	1

VarioTQ 1000 V replaceable blade – torx blade

Art. No.	Fo.	size		kg	PU
102740	TX	8	195	0,050	1
102742	TX	9	195	0,050	1
102744	TX	10	195	0,050	1
102746	TX	15	195	0,050	1
102748	TX	20	195	0,050	1
102750	TX	25	195	0,050	1
102752	TX	30	195	0,050	1

VarioTQ 1000 V replaceable blade – hex blade

Art. No.	Fo.	size		kg	PU
102760	HEX	2	195	0,050	1
102762	HEX	3	195	0,050	1
102764	HEX	3,5	195	0,050	1
102766	HEX	4	195	0,050	1
102768	HEX	4,5	195	0,050	1
102770	HEX	5	195	0,050	1
102772	HEX	5,5	195	0,050	1

VarioPro 1000 V replaceable blade system + TQ-Handle

Including a TQ-Handle (Art. no. 102790, 1–6 Nm) and Square socket key.

NEW

Art. No.	set	W	H	D	kg	PU
102052/TQ	31	410	310	85	3,280	1

PU Packing unit PrU Price unit
The legend for abbreviations for all table headers can be found sorted alphabetically on page 188.

* Bestseller Premium product

VDE pliers, sheathed handles 1000 V

Combination pliers DIN ISO 5746 VDE

leveraged, perfected cutting force performance

Art. No.	⟷		kg	PU
211198	160	IEC 60900	0,287	1
211200 ✱	180	VDE	0,287	1
211202	200	VDE	0,364	1

Side cutters DIN ISO 5749 VDE

leveraged, perfected cutting force performance

Art. No.	⟷		kg	PU
211199	140	IEC 60900	0,237	1
211204 ✱	160	VDE	0,237	1
211206	180	VDE	0,296	1

Side cutting pliers with stripping function 1000 V

art. 211207, leveraged, perfected cutting force performance

Art. No.	⟷		kg	PU
211203	160	IEC 60900	0,296	1
211207	180	IEC 60900	0,296	1

Wire stripping pliers VDE

Art. No.	⟷	Ø		kg	PU
211214 ✱	160	0,2-6	VDE	0,202	1

Heavy duty side cutters DIN ISO 5745 VDE

leveraged, perfected cutting force performance

Art. No.	⟷		kg	PU
211211	160	IEC 60900	0,268	1
211217 ✱	170	VDE	0,268	1

Heavy duty side cutters DIN ISO 5749 VDE

leveraged, perfected cutting force performance

Art. No.	⟷		kg	PU
211219 ✱	200	VDE	0,322	1

Long chain nose pliers DIN ISO 5745 VDE, straight

leveraged, perfected cutting force performance

Art. No.	⟷		kg	PU
211213	160	IEC 60900	0,255	1
211208 ✱	200	VDE	0,255	1

Long chain nose pliers DIN ISO 5745 VDE, 45° angled nose

leveraged, perfected cutting force performance

Art. No.	⟷		kg	PU
211209	160	IEC 60900	0,260	1
211210	200	VDE	0,260	1

Short flat nose pliers DIN ISO 5745 VDE

Art. No.	⟷		kg	PU
211212	160	VDE	0,168	1

Short round nose pliers DIN ISO 5745 VDE

Art. No.	⟷		kg	PU
211216	160	VDE	0,161	1

Water pump pliers DIN ISO 8976 VDE

Art. No.	⟷		kg	PU
211221	240	VDE	0,392	1

Pliers wrench VDE

Art. No.	⟷	⬡		kg	PU
211224	280	50	VDE	0,392	1

Cable cutters VDE HUPtriCut

Ø 8 | Ø 12 | Cu AL

Art. No.	⟷	Ø mm²		kg	PU
211225 ✱	160	8 16	VDE	0,215	1
211223	200	12 35	VDE	0,352	1

Cable cutters VDE with spring joint

Ø 10 | Ø 15 | Cu AL

Art. No.	⟷	Ø mm²		kg	PU
211226	170	10 25	VDE	0,268	1
211228 ✱	230	15 70	VDE	0,457	1

Pliers set VDE, sheathed handles

Content:
- 211200
- 211204
- 211208
- 211214

Art. No.	set		kg	PU
220123 ✱	4	VDE	1,063	1

Fully insulating 1000 V PVC flat nose pliers

Art. No.	⟷	kg	PU
120051	190	0,109	1

Flat nose pliers 1000 V

Art. No.	⟷	kg	PU
120052	160	0,084	1

High leverage | perfected cutting force performance

High leverage pliers offer power saving of up to 50%.

Working under tension

haupa®

... convincing solutions

VDE-pliers, 2-coloured coating-insulation 1000 V

Combination pliers DIN ISO 5746 VDE

1000 V IEC 60900

Art. No.	↔	kg	PU
210056	180	0,300	1
210058	200	0,418	1

Side cutters DIN ISO 5749 VDE

1000 V IEC 60900

Art. No.	↔	kg	PU
210100	160	0,253	1
210102	180	0,303	1

Heavy duty side cutters DIN ISO 5749 VDE

1000 V IEC 60900

Art. No.	↔	kg	PU
210117	180	0,274	1
210119	200	0,368	1
210110	240	0,489	1

Front cutters 1000 V

1000 V IEC 60900

Art. No.	↔	kg	PU
210303	160	0,3282	1

Long chain nose pliers DIN ISO 5745 VDE

1000 V IEC 60900

Art. No.	↔	kg	PU
210388	200	0,270	1

Long chain nose pliers DIN ISO 5745 VDE, 45°

1000 V IEC 60900

Art. No.	↔	Fo.	kg	PU
210390	200	45°	0,256	1

Short round nose pliers DIN ISO 5745 VDE

1000 V IEC 60900

Art. No.	↔	kg	PU
210296	160	0,180	1

Short flat nose pliers DIN ISO 5745 VDE

1000 V IEC 60900

Art. No.	↔	kg	PU
210270	160	0,187	1

Wire stripping pliers VDE

1000 V IEC 60900

Art. No.	↔	Ø	kg	PU
210648	160	0,2-6	0,232	1

Water pump pliers DIN ISO 8976 1000 V

1000 V IEC 60900

Art. No.	↔	kg	PU
210588	260	0,590	1

Water pump pliers DIN ISO 8976 1000 V

1000 V IEC 60900

Art. No.	↔	kg	PU
210583	240	0,423	1

Cable cutters 1000 V with spring joint

Ø 10 | Ø 15 | Cu AL

1000 V IEC 60900

Art. No.	↔	Ø	mm²	kg	PU
200086/VDE	200	10	25	0,274	1
200088/VDE	230	15	70	0,479	1

Pliers set VDE, 2-coloured coating-insulation

Content:
- 210056
- 210100
- 210388
- 210648

1000 V IEC 60900

Art. No.	set	kg	PU
220126	4	1,000	1

Tool case Real 1000 V

1000 V IEC 60900

Art. No.	set	kg	PU
220148	20	4,300	1

single wire
wire rope
multi-wire
armoured steel cable (SWA)
sector-shaped
ACSR
fine wire
bolt
communication
solid steel
solid Cu

PU Packing unit PrU Price unit
The legend for abbreviations for all table headers can be found sorted alphabetically on page 188.

* Bestseller Premium product

VDE pliers, coating-insulated 1000 V, head insulated

Combination pliers DIN ISO 5746 1000 V

1000 V IEC 60900

Art. No.	↔	kg	PU
210263	180	0,306	1
210264	200	0,372	1

Side cutters DIN ISO 5749 1000 V

1000 V IEC 60900

Art. No.	↔	kg	PU
210301	160	0,270	1
210302	180	0,309	1

Long chain nose pliers DIN ISO 5745 1000 V

1000 V IEC 60900

Art. No.	↔	kg	PU
210266	160	0,182	1
210267	200	0,236	1

Long chain nose pliers DIN ISO 5745 1000 V, 45°

1000 V IEC 60900

Art. No.	↔	Fo.	kg	PU
210297	200	45°	0,228	1

Plan grip pliers 1000 V

1000 V IEC 60900

Art. No.	↔	kg	PU
210298	200	0,215	1

Short flat nose pliers DIN ISO 5745 1000 V

1000 V IEC 60900

Art. No.	↔	kg	PU
210299	160	0,216	1

Long chain nose pliers DIN ISO 5745 1000 V

1000 V IEC 60900

Art. No.	↔	kg	PU
210300	160	0,191	1

Wire stripping pliers 1000 V

1000 V IEC 60900

Art. No.	↔	Ø	kg	PU
210265	160	0,2-6	0,180	1

Working under tension

Cable cutters, stripping pliers 1000 V

Cable cutter 1000 V

Art. No.	↔	Ø	mm²	kg	PU
200127	160	15	50	0,289	1

Cable cutter with a snap 1000 V

Art. No.	↔	Ø	mm²	kg	PU
201002/VDE	180	16,9	70	0,247	1

Cable cutter 1000 V

Art. No.	↔	Ø	mm²	kg	PU
200120	215	20	70	0,403	1

Double edged cable cutter 1000 V

Art. No.	↔	Ø	mm²	kg	PU
200128	200	20	50	0,382	1

Cable cutter 1000 V

Art. No.	↔	Ø	mm²	kg	PU
200129	240	15	50	0,484	1

Allround soft-grip scissors VDE

Art. No.	↔	mm²	kg	PU
200201	160		0,083	1

Cable cutters 1000 V

Ratchet cable cutter with cover 1000 V

Art. No.	↔	Ø	mm²	kg	PU
200109	290	34	240	1,308	1

Ratchet cable cutter 1000 V

Art. No.	Ø	mm²	kg	PU
200198	52	400	0,942	1

Ratchet cable cutter 1000 V

Art. No.	Ø	mm²	kg	PU
200193	62	840	2,200	1
200195	80	1000	3,150	1

Cable cutter 1000 V

Art. No.	↔	Ø	mm²	kg	PU
200123	500	27	150	1,389	1

Cable cutter Super light 1000 V

Art. No.	↔	Ø	mm²	kg	PU
200110	600	26	150	2,327	1
200141	700	33	185	3,292	1

Wire cutters 1000 V

Wire rope and cable cutter 1000 V

Art. No.	↔	Ø	mm²	kg	PU
200081	700	9	16	2,880	1
200081/MK	Spare cutting head			0,350	1

Wire rope and cable cutter 1000 V

Art. No.	↔	Ø	mm²	kg	PU
200130	600	20	120	2,348	1
200132	Spare cutting head			0,340	1

single wire
wire rope
multi-wire
armoured steel cable (SWA)
sector-shaped
ACSR
fine wire
bolt
communication
solid steel
solid Cu

PU Packing unit PrU Price unit
The legend for abbreviations for all table headers can be found sorted alphabetically on page 188.

* Bestseller Premium product

Hacksaw frames 1000 V

Hacksaw frame 1000 V

1000 V IEC 60900

Art. No.	↔	Sbl.	kg	PU
110558	200	150	0,248	1

Hacksaw frame 1000 V

1000 V IEC 60900

Art. No.	↔	Sbl.	ST	kg	PU
110559	350	300	18	0,732	1

Cable sheath strippers 1000 V

Cable sheath cutter 1000 V

1000 V IEC 60900

Art. No.	Ø	kg	PU
110561	25	0,250	1
110569	Replacement blade	0,040	1

Stripping plier 1000 V

1000 V IEC 60900

Art. No.	↔	Ø	kg	PU
200149	200	26 - 52	0,739	1

VDE cable knives 1000 V

Cable knife VDE

with strong, straight blade

1000 V IEC 60900

360° 200000

Art. No.	BL	kg	PU
200000 ✱	50	0,110	1

Cable knife VDE with sliding block

with hook blade, specially for slitting

PREMIUM

1000 V IEC 60900

Art. No.	BL	kg	PU
200007 ✱	50	0,120	1

Cable knife VDE

with a hook-shaped blade

1000 V IEC 60900

Art. No.	BL	kg	PU
200002	35	0,093	1

Cable knife VDE

with a hook-shaped insulated blade

1000 V IEC 60900

Art. No.	BL	kg	PU
200003	35	0,074	1

Cable knife VDE

with a curved blade

1000 V IEC 60900

Art. No.	BL	kg	PU
200004	35	0,087	1

Cable knife VDE

with a straight, partially-insulated, strong blade

1000 V IEC 60900

Art. No.	BL	kg	PU
200005	40	0,106	1

Cable knife VDE

with straight, part insulated, strong blade, replaceable blades.

1000 V IEC 60900

Art. No.	BL	kg	PU
201010 ✱	50	0,067	1

Replacement blades, 4-pcs.

suitable for article 201010

Art. No.	BL	kg	PU
201012	50	0,087	1

Cable stripping knife VDE

with a straight, strong blade

1000 V IEC 60900

Art. No.	BL	kg	PU
200009	50	0,094	1

Cable stripping knife VDE

blade with a slim, straight blade for fine tasks

1000 V IEC 60900

Art. No.	BL	kg	PU
200013	50	0,094	1

Allen keys, spanners 1000 V

T-Handle socket wrenches 1000 V

1000 V IEC 60900

Art. No.	⬡	BL	hdl.	kg	PU
110000	10	200	160	0,300	1
110002	11	200	160	0,315	1
110004	12	200	160	0,320	1
110006	13	200	160	0,320	1
110008	14	200	160	0,426	1
110010	17	200	160	0,401	1
110012	19	200	160	0,430	1
110022	11	300	160	0,429	1
110024	12	300	160	0,375	1
110026	13	300	160	0,417	1
110028	14	300	160	0,425	1
110030	17	300	160	0,530	1
110032	19	300	160	0,556	1
110034	22	300	160	0,662	1
110036	24	300	160	0,990	1

Cross type socket wrenches 1000 V

1000 V IEC 60900

Art. No.	⬡	BL	kg	PU
110070	10-11-14-17	200	0,451	1
110074	11-12-13-17	200	0,225	1
110076	10-13-14-17	200	0,455	1
110078	11-13-14-17	200	0,449	1
110080	13-17-19-22	200	0,502	1

Counter hold spanners 1000 V

1000 V IEC 60900

Art. No.	⬡	↔	kg	PU
110081	10	200	0,118	1
110083	12	200	0,120	1
110084	13	200	0,171	1
110085	14	250	0,150	1
110087	16	260	0,249	1
110089	17	270	0,255	1
110091	18	265	0,250	1
110093	19	270	0,275	1
110095	20	275	0,300	1
110097	22	275	0,300	1
110099	24	270	0,350	1

Right angle allen keys 1000 V

1000 V IEC 60900

Art. No.	⬡	kg	PU
110042	3	0,016	1
110044	4	0,029	1
110046	5	0,045	1
110048	6	0,051	1
110050	8	0,103	1
110052	10	0,222	1
110054	12	0,352	1

T-handle allen keys 1000 V

1000 V IEC 60900

Art. No.	⬡	kg	PU
110060	5	0,222	1
110062	6	0,227	1
110064	8	0,224	1

Single ended spanners 1000 V

1000 V IEC 60900

Art. No.	⬡	↔	ST	kg	PU
110260	6	75	3	0,021	1
110262	7	80	3,5	0,021	1
110264	8	85	3,5	0,032	1
110266	9	100	4	0,035	1
110268	10	120	5	0,037	1
110270	11	130	5,5	0,044	1
110272	12	140	5,5	0,064	1
110274	13	155	6	0,061	1
110276	14	170	6	0,084	1
110278	17	185	6,5	0,121	1
110280	19	210	7,5	0,140	1
110282	22	230	8,5	0,215	1
110284	24	250	9,5	0,247	1
110286	27	290	11,5	0,272	1
110288	30	345	13	0,390	1
110290	32	350	15	0,503	1

Single ended tool set acc. to VDE 1000 V

Content:

- WS: 10, 11, 12, 13, 14, 17, 19,

1000 V IEC 60900

Art. No.	set	empty	kg	PU
220017	8	220002	1,181	1

Ring spanners 1000 V

1000 V IEC 60900

Art. No.	⬡	↔	kg	PU
110300	6	140	0,058	1
110302	7	140	0,055	1
110304	8	150	0,070	1
110306	9	155	0,090	1
110308	10	160	0,089	1
110310	11	170	0,085	1
110312	12	180	0,120	1
110314	13	195	0,125	1
110316	14	205	0,152	1
110318	17	240	0,186	1
110320	19	260	0,267	1
110322	22	280	0,284	1
110324	24	280	0,382	1

Ratchet ring spanners 1000 V

1000 V IEC 60900

Art. No.	⬡	kg	PU
110870	8	0,032	1
110872	9	0,040	1
110874	10	0,050	1
110876	11	0,059	1
110878	12	0,065	1
110880	13	0,076	1
110882	14	0,086	1
110884	15	0,105	1
110886	16	0,130	1
110888	17	0,161	1
110890	18	0,179	1
110892	19	0,215	1

Adjustable wrenches to DIN 3117 A 1000 V

1000 V IEC 60900

Art. No.	⬡	↔	kg	PU
110555	26	200	0,325	1
110556	31	250	0,512	1
110557	36	300	0,809	1

PU Packing unit PrU Price unit

The legend for abbreviations for all table headers can be found sorted alphabetically on page 188.

✱ Bestseller Premium product

Reversible ratchets, torque wrenches, extensions, 1/4"

Reversible ratchet VDE

1000 V IEC 60900

Art. No.	drive	↔	kg	PU
220577	1/4"	150	0,300	1

Socket T-wrench VDE

1000 V IEC 60900

Art. No.	drive	↔	kg	PU
220578	1/4"	125	0,241	1

Extensions VDE

1000 V IEC 60900

Art. No.	drive	↔	kg	PU
220579	1/4"	100	0,150	1
220580	1/4"	150	0,250	1

Hexagon sockets VDE

1000 V IEC 60900

Art. No.	⬡	drive	↔	kg	PU
220581	5	1/4"	40	0,027	1
220582	6	1/4"	40	0,027	1
220583	7	1/4"	40	0,029	1
220584	8	1/4"	40	0,032	1
220585	9	1/4"	40	0,035	1
220586	10	1/4"	40	0,047	1
220587	11	1/4"	40	0,051	1
220588	12	1/4"	40	0,063	1
220589	13	1/4"	40	0,036	1
220590	14	1/4"	40	0,040	1

Fittings for hexagon socket screws VDE

1000 V IEC 60900

Art. No.	⬡	drive	↔	kg	PU
220591	3	1/4"	55	0,041	1
220592	4	1/4"	55	0,042	1
220593	5	1/4"	55	0,042	1
220594	6	1/4"	55	0,042	1

Tool case VDE 1/4"

PREMIUM

1000 V IEC 60900

VIDEO 220576

Art. No.	set	drive	kg	PU
220576 ✱	18	1/4"	1,250	1

Torque wrenches, extensions, hexagon sockets, 1/4"

Reversible ratchet 1000 V

1000 V IEC 60900

Art. No.	drive	↔	kg	PU
110810	1/4"	135	0,122	1

Torque wrench 1000 V

TQ

PREMIUM

1000 V IEC 60900

Art. No.	drive	Nm	↔	kg	PU
110812	1/4"	2 - 12	200	0,250	1
110813	1/4"	5 - 25	200	0,420	1

Socket T-wrench 1000 V

1000 V IEC 60900

Art. No.	drive	↔	kg	PU
110818	1/4"	115	0,156	1

Extensions 1000 V

1000 V IEC 60900

Art. No.	drive	↔	kg	PU
110814	1/4"	75	0,043	1
110816	1/4"	150	0,054	1

Bitholding adapter 1000 V 1/4"

1000 V IEC 60900

Art. No.	Bit	drive	↔	kg	PU
110860	1/4"	1/4"	40	0,023	1

Hexagon sockets 1000 V

1000 V IEC 60900

Art. No.	⬡	↔	drive	kg	PU
110820	5	25	1/4"	0,012	1
110822	6	25	1/4"	0,012	1
110824	7	25	1/4"	0,014	1
110826	8	25	1/4"	0,011	1
110828	9	25	1/4"	0,016	1
110830	10	25	1/4"	0,014	1
110832	11	25	1/4"	0,020	1
110834	12	25	1/4"	0,021	1
110836	13	25	1/4"	0,021	1
110838	14	25	1/4"	0,034	1

Inserts for hexagon socket screws 1000 V

1000 V IEC 60900

Art. No.	⬡	drive	kg	PU
110840	3	1/4"	0,010	1
110842	4	1/4"	0,014	1
110844	5	1/4"	0,014	1
110846	6	1/4"	0,015	1
110848	8	1/4"	0,021	1

Handles with bit adapter 1000 V

1000 V IEC 60900

Art. No.	Bit	drive	↔	kg	PU
110864	1/4"	1/4"	120	0,160	1
110866	1/4"	1/4"	160	0,248	1
110868	1/4"	1/4"	250	0,310	1

Tool case for household connections 1000 V

Torque key 1000 V, 5 - 25 Nm

TQ

1000 V IEC 60900

Art. No.	set	drive	kg	PU
110869	21	1/4"	1,000	1

Working under tension

haupa®

... convincing solutions

Tool case 1000 V

1000 V IEC 60900

Art. No.	set	drive	kg	PU
110871	22	1/4"	1,600	1

Reversible ratchets, torque wrenches, extensions, 3/8"

Reversible ratchet VDE

1000 V IEC 60900

Art. No.	drive		kg	PU
220410	3/8"	200	0,300	1

Torque wrench 1000 V

TQ

PREMIUM

1000 V IEC 60900

360° 220415

Art. No.	drive		Nm	kg	PU
220415	3/8"	390	10 - 50	0,950	1

Socket T-wrench VDE

1000 V IEC 60900

Art. No.	drive		kg	PU
220412	3/8"	200	0,241	1

Extensions VDE

1000 V IEC 60900

Art. No.	drive		kg	PU
220414	3/8"	125	0,150	1
220416	3/8"	250	0,250	1

Hexagon sockets VDE

1000 V IEC 60900

Art. No.		drive		kg	PU
220418	8	3/8"	44,5	0,027	1
220420	10	3/8"	44,5	0,027	1
220422	12	3/8"	44,5	0,029	1
220424	13	3/8"	44,5	0,032	1
220426	14	3/8"	44,5	0,035	1
220428	17	3/8"	44,5	0,047	1
220430	19	3/8"	46	0,051	1
220432	22	3/8"	46	0,063	1

Hexagon sockets 1000 V, 80 mm

1000 V IEC 60900

Art. No.		drive		kg	PU
220418/80	8	3/8"	80	0,052	1
220420/80	10	3/8"	80	0,060	1
220422/80	12	3/8"	80	0,068	1
220424/80	13	3/8"	80	0,074	1
220426/80	14	3/8"	80	0,076	1
220428/80	17	3/8"	80	0,096	1
220430/80	19	3/8"	80	0,110	1

Fittings for hexagon socket screws VDE

1000 V IEC 60900

Art. No.		drive		kg	PU
220434	4	3/8"	60	0,036	1
220436	5	3/8"	60	0,040	1
220438	6	3/8"	60	0,041	1
220440	8	3/8"	60	0,042	1
220353	10	3/8"	60	0,052	1

Fittings for hexagon socket screws 1000 V, 122 mm

1000 V IEC 60900

Art. No.		drive		kg	PU
220434/122	4	3/8"	122	0,0055	1
220436/122	5	3/8"	122	0,056	1
220438/122	6	3/8"	122	0,056	1
220440/122	8	3/8"	122	0,072	1
220353/122	10	3/8"	122	0,094	1

VDE-sockets 3/8“, XZN

1000 V IEC 60900

Art. No.		drive		kg	PU
220357/8	8	3/8"	100	0,087	1
220357/10	10	3/8"	100	0,091	1
220357/12	12	3/8"	100	0,101	1

Tool case VDE 3/8“

PREMIUM

1000 V IEC 60900

VIDEO 220402

Art. No.	set	drive	kg	PU
220402 ✱	16	3/8"	2,500	1

PU Packing unit PrU Price unit
The legend for abbreviations for all table headers can be found sorted alphabetically on page 188.

✱ Bestseller Premium product

Torque wrenches, extensions, hexagon sockets, 3/8"

Reversible ratchet 1000 V

1000 V IEC 60900

Art. No.	drive	↔	kg	PU
110331/EN	3/8"	190	0,402	1

Locked torque wrench 1000 V

Torque must be specified when ordering!

PREMIUM

TQ

1000 V IEC 60900

Art. No.	drive	Nm	↔	kg	PU
300310/EN	3/8"	5 - 27	280	0,951	1

Torque wrenches 1000 V

TQ

PREMIUM

1000 V IEC 60900

Art. No.	drive	↔	Nm	kg	PU
110055/EN	3/8"	200	5 - 25	0,350	1
110056/EN	3/8"	280	5 - 25	0,920	1
110065/EN	3/8"	370	5 - 50	1,194	1

Torque T key 1000 V

1000 V IEC 60900

Art. No.	drive	Nm	↔	kg	PU
110071	3/8"	12	150	0,540	1
110073	3/8"	18	150	0,540	1
110075	3/8"	25	150	0,540	1

Torque stoppers 1000 V

1000 V IEC 60900

Art. No.	drive	Nm	kg	PU
110456/EN	3/8"	-12	0,220	1
110457/EN	3/8"	-18	0,220	1
110458/EN	3/8"	-25	0,224	1

Socket T-wrench 1000 V

1000 V IEC 60900

Art. No.	drive	BL	hdl.	kg	PU
110039/EN	3/8"	200	160	0,369	1

Extensions 1000 V

1000 V IEC 60900

Art. No.	drive	↔	kg	PU
110337/EN	3/8"	125	0,292	1
110335/EN	3/8"	250	0,280	1

Extensions with bit adapter 1000 V

1000 V IEC 60900

Art. No.	Bit	drive	↔	kg	PU
110861	1/4"	3/8"	125	0,137	1

Hexagon sockets 1000 V

1000 V IEC 60900

Art. No.	⬡	drive	↔	kg	PU
110363/EN	8	3/8"	40	0,035	1
110364/EN	9	3/8"	40	0,032	1
110365/EN	10	3/8"	40	0,031	1
110366/EN	11	3/8"	40	0,037	1
110367/EN	13	3/8"	40	0,032	1
110368/EN	17	3/8"	40	0,050	1
110369/EN	19	3/8"	40	0,060	1
110371/EN	14	3/8"	40	0,070	1
110700/EN	12	3/8"	40	0,070	1
110702/EN	22	3/8"	40	0,061	1

Hexagon sockets 1000 V, extra long

1000 V IEC 60900

Art. No.	⬡	drive	↔	kg	PU
110710	10	3/8"	125	1,051	1
110712	12	3/8"	125	1,051	1
110713	13	3/8"	125	1,051	1
110714	14	3/8"	125	1,051	1
110715	17	3/8"	125	1,051	1
110716	19	3/8"	125	1,051	1
110717	22	3/8"	125	0,035	1

Fittings for hexagon socket screws 1000 V

1000 V IEC 60900

Art. No.	⬡	drive	↔	kg	PU
300302/EN	4	3/8"	65	0,068	1
300296/EN	5	3/8"	65	0,065	1
300298/EN	6	3/8"	65	0,068	1
300299/EN	8	3/8"	65	0,070	1
300305/EN	10	3/8"	65	0,082	1

Tool case 1000 V

with
locking system

1000 V IEC 60900

Art. No.	set	drive	kg	PU
220147	17	3/8"	3,400	1

Tool case 1000 V

without
locking system

1000 V IEC 60900

Art. No.	set	drive	kg	PU
220212	13	3/8"	2,500	1

Tool case 1000 V

Torque key 1000 V, 5 - 50 Nm

PREMIUM

TQ

1000 V IEC 60900

Art. No.	set	drive	kg	PU
110873	14	3/8"	3,870	1

Working under tension

Reversible ratchets, torque wrenches, extensions, 1/2"

Reversible ratchet VDE

1000 V IEC 60900

Art. No.	drive	⟷	kg	PU
220450	1/2"	250	0,550	1

Socket T-wrench VDE

1000 V IEC 60900

Art. No.	drive	⟷	kg	PU
220452	1/2"	200	0,330	1

Extensions VDE

1000 V IEC 60900

Art. No.	drive	⟷	kg	PU
220454	1/2"	125	0,208	1
220456	1/2"	250	0,411	1

Hexagon sockets VDE

1000 V IEC 60900

Art. No.	⬡	drive	⟷	kg	PU
220458	10	1/2"	55	0,055	1
220460	11	1/2"	55	0,055	1
220462	12	1/2"	55	0,058	1
220464	13	1/2"	55	0,058	1
220466	14	1/2"	55	0,061	1
220468	17	1/2"	55	0,069	1
220470	19	1/2"	57	0,072	1
220478	22	1/2"	57	0,087	1
220480	24	1/2"	57	0,095	1
220482	27	1/2"	57	0,125	1
220484	32	1/2"	57	0,170	1

Fittings for hexagon socket screws VDE

1000 V IEC 60900

Art. No.	⬡	drive	⟷	kg	PU
220486	4	1/2"	120	0,113	1
220488	5	1/2"	120	0,113	1
220490	6	1/2"	120	0,113	1
220492	8	1/2"	120	0,115	1
220494	10	1/2"	120	0,134	1

Tool case VDE 1/2"

PREMIUM

1000 V IEC 60900

VIDEO 220404

Art. No.	set	drive	kg	PU
220404 ✱	20	1/2"	4,000	1

SysCon S VDE-Socket 1/2"

PREMIUM

1000 V IEC 60900

Art. No.	set	empty	kg	PU
220612	20	220370	4,300	1

Torque wrenches, extensions, hexagon sockets, 1/2"

Reversible ratchet 1000 V

1000 V IEC 60900

Art. No.	drive	⟷	kg	PU
110332/EN	1/2"	255	0,687	1

Locked torque wrench 1000 V

Torque must be specified when ordering!

PREMIUM

TQ

1000 V IEC 60900

Art. No.	drive	Nm	⟷	kg	PU
300312/EN	1/2"	5 - 27	280	1,052	1

Torque wrenches 1000 V

TQ

PREMIUM

1000 V IEC 60900

Art. No.	drive	Nm	⟷	kg	PU
110058/EN	1/2"	2 - 27	280	1,035	1
110066/EN	1/2"	5 - 50	370	1,121	1
110067/EN	1/2"	20 - 100	460	1,493	1
110068/EN	1/2"	60 - 220	530	1,300	1

Socket T-wrench 1000 V

1000 V IEC 60900

Art. No.	⬡	BL	hdl.	kg	PU
110040/EN	12,5	200	160	0,452	1

Extensions 1000 V

1000 V IEC 60900

Art. No.	drive	⟷	kg	PU
110336/EN	1/2"	125	0,197	1
110338/EN	1/2"	250	0,389	1

Extensions with bit adapter 1000 V

1000 V IEC 60900

Art. No.	Bit	drive	⟷	kg	PU
110862	1/4"	1/2"	250	0,165	1

PU Packing unit PrU Price unit
The legend for abbreviations for all table headers can be found sorted alphabetically on page 188.

✱ Bestseller Premium product

Hexagon sockets 1000 V, 50 mm

1000 V IEC 60900

Art. No.	⬡	drive	↔	kg	PU
110339/EN	8	1/2"	50	0,080	1
110340/EN	10	1/2"	50	0,056	1
110342/EN	11	1/2"	50	0,062	1
110344/EN	12	1/2"	50	0,062	1
110346/EN	13	1/2"	50	0,066	1
110348/EN	14	1/2"	50	0,063	1
110350/EN	17	1/2"	50	0,076	1
110352/EN	19	1/2"	50	0,072	1
110354/EN	22	1/2"	50	0,104	1
110356/EN	24	1/2"	50	0,141	1
110358/EN	27	1/2"	50	0,191	1
110360/EN	30	1/2"	50	0,224	1
110362/EN	32	1/2"	50	0,268	1

Hexagon sockets DIN 7448, 1000 V, 80 mm

1000 V IEC 60900

Art. No.	⬡	drive	↔	kg	PU
110373/EN	10	1/2"	80	0,085	1
110374/EN	11	1/2"	80	0,110	1
110375/EN	13	1/2"	80	0,123	1
110376/EN	14	1/2"	80	0,119	1
110377/EN	17	1/2"	80	0,157	1
110378/EN	19	1/2"	80	0,168	1
110379/EN	22	1/2"	80	0,230	1

Hexagon sockets 1000 V, 125 mm

1000 V IEC 60900

Art. No.	⬡	drive	↔	kg	PU
110346/125	13	1/2"	125	0,250	1
110348/125	14	1/2"	125	0,260	1
110350/125	17	1/2"	125	0,280	1
110352/125	19	1/2"	125	0,295	1
110354/125	22	1/2"	125	0,310	1
110356/125	24	1/2"	125	0,330	1
110358/125	27	1/2"	125	0,350	1
110360/125	30	1/2"	125	0,380	1

Hexagon sockets 1000 V, 250 mm

1000 V IEC 60900

Art. No.	⬡	drive	↔	kg	PU
110346/250	13	1/2"	250	0,485	1
110348/250	14	1/2"	250	0,500	1
110350/250	17	1/2"	250	0,530	1
110352/250	19	1/2"	250	0,530	1
110354/250	22	1/2"	250	0,580	1
110356/250	24	1/2"	250	0,605	1
110358/250	27	1/2"	250	0,635	1
110360/250	30	1/2"	250	0,660	1
110362/250	32	1/2"	250	0,670	1

Fittings for hexagon socket screws 1000 V

1000 V IEC 60900

Art. No.	⬡	drive	↔	kg	PU
300294/EN	4	1/2"	70	0,094	1
300297/EN	5	1/2"	70	0,096	1
300295/EN	6	1/2"	70	0,101	1
300303/EN	8	1/2"	70	0,100	1
300306/EN	10	1/2"	70	0,106	1

Tool case 1000 V

with
locking system

1000 V IEC 60900

Art. No.	set	drive	kg	PU
220205/EN	16	1/2"	4,080	1

Tool case Biber 1000 V

with
locking system

1000 V IEC 60900

Art. No.	set	drive	kg	PU
220146	26	1/2"	5,000	1

Safety tools

Alignment tool for sector conductor 1000 V

Art. No.	mm²	kg	PU
110704	95 - 150	0,068	1
110705	185 - 240	0,088	1

Universal alignment tool for sector conductor 1000 V

50, 70, 95, 150, 185, 240 mm²

1000 V IEC 60900

Art. No.	kg	PU
110709	1,051	1

Counterholder 1000 V for Screw cable shoes

1000 V IEC 60900

Art. No.	⬡	⬡	↔	kg	PU
120101	0	15	240	0,680	1
120103	15	40	220	0,424	1
120104	25	50	300	0,680	1

Plastic wedges 1000 V

1000 V IEC 60900

Art. No.	↔	W	kg	PU
120102	225	45	0,234	1

Plastic wedges 1000 V

1000 V IEC 60900

Art. No.	↔	W	kg	PU
120100	200	25	0,085	1

Plastic wedges 1000 V

1000 V IEC 60900

Art. No.	kg	PU
120094	0,051	1

Cleaning brushes Safety Line

Art. No.	↔	W	kg	PU
150036	420	25	0,053	1
150037	420	28	0,061	1
150038	420	50	0,100	1

Electrician's safety levels

Art. No.	↔	kg	PU
240057	400	0,188	1
240058	600	0,274	1

PVC hammer 1000 V

1000 V IEC 60900

Art. No.	↔	Ø	kg	PU
180295	290	25	0,570	1
180297	290	35	0,825	1

Combined dowel and contact spanners

Art. No.	↔	kg	PU
120002 ✷	105	0,046	1

Insulated tweezers VDE 1000 V

pointed

1000 V IEC 60900

Art. No.	↔	kg	PU
211060	130	0,029	1

Insulated tweezers VDE 1000 V

pointed round, bent

1000 V IEC 60900

Art. No.	↔	kg	PU
211062	150	0,031	1

Insulated tweezers VDE 1000 V

wide round, flat

1000 V IEC 60900

Art. No.	↔	kg	PU
211064	145	0,042	1

Voltage testers

Voltage tester Profi LCDplus II

CAT IV 1000V · IP65 · 3-1000V AC 4-1400V DC · TRMS · FI/RCD 30mA/230V · LCD · DIN/EN 61243-3:2014 · CE

Art. No.	TMA	↔	kg	PU
103826	3 - 1000	300	0,600	1

Voltage tester Profi LEDplus II

CAT IV 1000V · IP65 · 3-1000V AC 4-1400V DC · LED · FI/RCD 30mA/230V · DIN/EN 61243-3:2014 · CE

Art. No.	TMA	↔	kg	PU
103824	6 - 1000	300	0,280	1

Voltage tester Basic +

LED · CAT III 400V · IP65 · 6-400V AC/DC · CE

Art. No.	TMA	↔	kg	PU
103800	6 - 400	210	0,097	1

Multi Clamp II - digital miniature clamp transducer AC/DC 600 V

CAT III 600V · LCD · TRMS · 600A AC/DC · 600V AC/DC · CE

Art. No.	kg	PU
103809	0,433	1

Multi Check III - digital high-capacity multimeter

CAT III 600V · 600V AC/DC · 0-10A AC/DC · LCD · CE

Art. No.	kg	PU
103815	0,433	1

Voltage tester TestPen Profi

12-1000V AC · CAT III 1000V · LED · CE

Art. No.	TMA	↔	kg	PU
103817	12 - 1000	140	0,190	1

Voltage tester VDE/GS

PREMIUM

Art. No.	TMA	↔	kg	PU
100700 ✷	125 - 250	190	0,036	1

PU Packing unit PrU Price unit

The legend for abbreviations for all table headers can be found sorted alphabetically on page 188.

✷ Bestseller · Premium product

Personal protection equipment

HUPsafetyGloves - Insulating finger gloves according to DIN EN 60903

Note: The insulating gloves HUPsafetyGloves must be stored in their original packaging in order to avoid damage to the product.*

DIN EN 60903

Art. No.	Class	↔	ST	size	kg	PU
120004	00	360	1,1	9	0,270	1
120005	00	360	1,1	10	0,293	1
120006 ✱	0	360	1,6	9	0,270	1
120007 ✱	0	360	1,6	10	0,400	1
120007/1	0	360	1,6	11	0,300	1
120006 561	1	360	2,1	10	0,646	1
120006 564 S	2	360	2,9	10	0,727	1
120006 587	3	360	3,5	10	0,947	1

HUPflashGloves - Insulating finger gloves according to DIN EN 60903, Arc flash tested

Note: The insulating gloves HUPflashGloves must be stored in their original packaging in order to avoid damage to the product.*

IEC 61482-1-2

DIN EN 60903

Art. No.	Class	↔	ST	size	kg	PU
121020/9	0	410	2,9	9	0,510	1
121020/10	0	410	2,9	10	0,520	1
121020/11	0	410	2,9	11	0,530	1
121021/10	1	410	3,4	10	0,670	1
121022/10	2	410	3,9	10	0,770	1
121023/10	3	410	4,2	10	0,800	1
121024/10	4	410	4,8	10	0,940	1

Class	Alternating Current	Direct Current
00	500	750
0	1.000	1.500
1	7.500	11.250
2	17.000	25.500
3	26.500	39.700
4	36.000	54.000

Glove tester

Pneumatic tester for electrician's protective gloves. It is recommended to carry out a test of this nature before starting work.

Art. No.	kg	PU
120109	0,800	1

Cotton gloves for putting underneath

Art. No.	↔	kg	PU
120003	275	0,041	1

Heat protection gloves acc. to EN 407

Art. No.	↔	kg	PU
120011	260	0,039	1

Outer gloves

EN 388 2121

Art. No.	size	size	↔	ST	kg	PU
120028	L	10	300	0,8	0,070	1

Set with protective gloves EN 60903

Content:
120006, 120028, 120003

PREMIUM

Art. No.	↔	set	kg	PU
120029	400	4	0,900	1

Set with protective gloves EN 60903 light

Content:
120006, 120003

Art. No.	↔	set	kg	PU
120037	400	3	0,640	1

Safety fuse grips

PREMIUM

1000 V | Class 0

Art. No.	kg	PU
120012 ✱	0,563	1

Leather working glove

Art. No.	size	size	↔	kg	PU
120310	L	10,5	250	0,106	12

PU textile glove

EN 388 4131

Art. No.	size	size	↔	kg	PU
120300/6	XXS	6	250	0,027	12
120300/7	XS	7	250	0,027	12
120300/8	S	8	250	0,027	12
120300/9	M	9	250	0,027	12
120300/10	L	10	250	0,027	12
120300/11	XL	11	250	0,027	12

PU cut-protection glove, level 3

EN 388 4342

3

Art. No.	size	size	↔	kg	PU
120302/9	M	9	260	0,049	1
120302/10	L	10	260	0,049	1
120302/11	XL	11	260	0,049	1

PU cut-protection glove, level 5

EN 388 4544

5

Art. No.	size	size	↔	kg	PU
120304/9	M	9	260	0,069	1
120304/10	L	10	260	0,069	1
120304/11	XL	11	260	0,069	1

Electricians‘ protection helmets acc. to DIN EN 50365

1000 V | Class 0

Art. No.	Col.	kg	PU
120008	green	0,558	1
120008 GELB	yellow	0,343	1
120008 ROT ✱	red	0,343	1
120008 WEISS	white	0,343	1

Electricians‘ protection helmets acc. to DIN EN 50365, Arc flash tested

1000 V | Class 0

Art. No.	Col.	kg	PU
120041	red	0,370	1

Electricians‘ protection visor acc. to EN 166

Art. No.	kg	PU
150377	0,373	1

Electricians‘ safety face mask class II

Art. No.	kg	PU
120034	0,275	1

Electricians‘ protection visor acc. to EN 166

Art. No.	kg	PU
120010 ✱	0,275	1

Safety classes acc. to EN 166

Art. No.	kg	PU
120087 ✱	0,031	1

Safety classes acc. to EN 166

Art. No.	kg	PU
120088 ✱	0,029	1

Ear defenders acc. to EN 352

Art. No.	dB	Col.	kg	PU
120112	26	blue	0,184	1

Ear defenders acc. to EN 352

Art. No.	dB	Col.	kg	PU
120111	23	red	0,143	1

Ear muffs for helmet

Ear muffs including helmet holder, SNR 23 for all currently available protective helmets.

Art. No.	dB	Col.	kg	PU
120116	23	green	0,184	1

Ear protection plugs

Art. No.	dB	Col.	kg	PU
120115	38	blue	0,010	1

Dust masks

Art. No.	FFP	kg	PU
120120	FFP1	0,010	1
120122	FFP2	0,014	1

Electricians‘ boots acc. to EN 50321 Class 0

Art. No.	size	Col.	kg	PU
120014	42	white	2,160	1
120015	43	white	2,235	1
120016	44-45	white	2,400	1
120017	46	white	2,550	1
120018	47	white	2,160	1

Security bag, empty

Art. No.	H	W	D	kg	PU
300420	600	390	50	0,680	1

Safety-sets 1000 V

Content:
- 300420
- 120007*
- 120008 ROT
- 120010
- 120012
- 120030

1000 V | Class 0

Art. No.	set	kg	PU
300228 ✱	6	6,860	1
300229	5	3,480	1

SysCon XL SafetySet

SysCon

Content:
- 220650
- 120007*
- 120008 ROT
- 120010
- 120012

Art. No.	set	empty	kg	PU
220652	5	220650	6,620	1

PU Packing unit PrU Price unit
The legend for abbreviations for all table headers can be found sorted alphabetically on page 188.

✱ Bestseller Premium product

Climping irons acc. to DIN 48 345

wide counter

Art. No.		kg	PU
150280	wide counter	4,050	1

Safety belts acc. EN 358

Art. No.	⇹	kg	PU
150240	1,5 m	1,210	1

Fallstop acc. to EN 354

Art. No.	⇹	kg	PU
150274	2 m	1,090	1

Travelling safety device DIN 353-2, Type ASK 1

Art. No.	Ø	⇹	kg	PU
150275	12	5 m	1,953	1
150276	12	10 m	2,482	1
150277	12	15 m	3,062	1
150278	12	20 m	3,174	1
150279	12	25 m	3,675	1

Safety harness DIN EN 361

Art. No.	kg	PU
150270	1,614	1

Personal safety set

Art. No.	set	kg	PU
150258	4	4,961	1

Safety tools

Insulating floor mats acc. to IEC-61111

with anti-skid surfaces, colour: grey,
art: 120030, 120031 = Class 2 / 17.000 Volt
art: 120033 = Class 4 / 36.000 Volt

Art. No.	KV	⇹	W	ST	kg	PU
120030 ✱	17	1000	1000	**3**	3,754	1
120031	17	10000	1000	**3**	33,000	1
120033	36	10000	1000	**4,5**	63,800	1

Isolating magnetic rubber towels

1000V

VIDEO 120160

Art. No.	⇹	W	ST	magnets	kg	PU
120160	300	500	1	6	0,037	1
120162	500	700	1	12	0,037	1
120164	300	700	1	8	0,037	1
120166	1100	1100	1	20	0,037	1

VDE magnet for rubber cloth

1000V

Art. No.	⇹	W	ST	magnets	kg	PU
120168	70	70	1	1	0,037	1

Rubber towels acc. to IEC 61112

Art. No.	⇹	W	ST	kg	PU
120040	120	120	1,6	0,037	1
120042	350	250	1,6	0,193	1
120044	600	600	1,6	1,000	1
120046 ✱	1000	1000	1,5	2,485	1
120048	1200	1200	1,6	3,200	1

Covering blankets transparent

Art. No.	⇹	W	ST	kg	PU
120200	50000	1300	0,5	41,500	1
150322	25000	1200	1	38,000	1

Covering blankets transparent

Art. No.	⇹	W	ST	kg	PU
150302	1000	600	1	0,750	1
150304	1000	600	0,5	0,332	1
150306	1000	400	1	0,520	1
150308	1000	400	0,5	0,260	1
150310	1000	300	1	0,380	1
150312	1000	300	0,5	0,190	1
150314	600	400	1	0,340	1
150316	600	400	0,5	0,171	1
150318	400	300	1	0,170	1
150320	400	300	0,5	0,100	1

Plastic clips 1000 V

Art. No.	⇹	↕	kg	PU
120049	80	25	0,029	1
120050 ✱	160	40	0,069	1

Self adhesive PVC tape

Art. No.	⇹	Col.	kg	PU
120095	10000	grey	0,192	1
120096	10000	red	0,190	1

Slip on bushes 1000 V

1000 V IEC 60900

Art. No.	⇹	Ø	No.	kg	PU
120060 ✱	80	10	1	0,008	1
120062	80	10	2	0,008	1
120064	80	10	3	0,008	1

Slip on bushes 1000 V

1000 V IEC 60900

Art. No.	⇹	Ø	kg	PU
120070	75	10	0,011	1
120072	100	20	0,024	1
120074	120	30	0,0458	1
120071	135	40	0,372	1
120069	155	50	0,172	1
120073	150	60	0,144	1

Insulator cover for gable insulators 1000 V

1000 V IEC 60900

Art. No.	↔	W	kg	PU
120079	245	270	0,900	1

Insulator cover for gable insulators 1000 V

1000 V IEC 60900

Art. No.	↔	W	kg	PU
120089	115	270	1,100	1

Insulating and protecting covers 1000 V

1000 V IEC 60900

Art. No.	↔	kg	PU
120057	80	0,400	1
120059	300	0,775	1

NH-protecting caps 1000 V

1000 V IEC 60900

Art. No.	↔	W	kg	PU
120058	315	170	0,390	1

NH-protecting caps 1000 V

1000 V IEC 60900

Art. No.	↔	W	kg	PU
120077	170	140	0,155	1
120078	255	135	0,205	1

PU Packing unit PrU Price unit
The legend for abbreviations for all table headers can be found sorted alphabetically on page 188.

✱ Bestseller Premium product

Lockout-Tagout

Security lock | Shackle Ø 4.7 mm

Content: 1 key (1 operator = 1 padlock = 1 key)

Art. No.	Ø	W	H	kg	PU
120155	4,76	35	86	0,0951	1

Security lock | Shackle Ø 6 mm

Content: 1 key (1 operator = 1 padlock = 1 key)

Art. No.	Ø	W	H	kg	PU
120156	6	38	82	0,0951	1

Aluminium lockout hasp

Art. No.	🔒	GB	kg	PU
120157	6	6	0,045	1

Plastic lockout hasp



Art. No.	🔒	GB	kg	PU
120158	6	6	0,0272	1

Safety lockout for circuit breaker

Art. No.	🔒	GB	kg	PU
120159	2	6	0,021	1

Safety lockout for standard circuit breakers

Art. No.	🔒	GB	kg	PU
120170	1	6	0,068	1

Lockout device for 120 – 240 V plug

Art. No.		kg	PU
120171	Plastic	0,0997	1

Lockout device for 16 – 32 A CEE plug

Art. No.		kg	PU
120172	Plastic	0,1993	1

Adjustable multi-lock cable

Art. No.	🔒	GB	kg	PU
120173	4	6	0,2265	1

Security lockout set

Art. No.	set	kg	PU
120174	7	0,506	9

DO NOT OPERATE sign | English

Lockout tags (each bag contains 12 tags)

Art. No.	↔	W	kg	PU
120175	146	80	0,118	12

DO NOT OPERATE sign | German

Lockout tags (each bag contains 12 tags)

Art. No.	↔	W	kg	PU
120176	146	80	0,118	12

DO NOT OPERATE sign | Spanish

Lockout tags (each bag contains 12 tags)

Art. No.	↔	W	kg	PU
120177	146	80	0,118	12

Sealing pliers and accessories

Sealing pliers

Art. No.	↔	Ø	kg	PU
210700 ✱	125	8	0,243	1
210702	145	9	0,316	1
210704	165	10	0,448	1

Dies for sealing pliers

Art. No.	Ø	kg	PU
210710	8	0,004	1
210712	9	0,004	1
210714	10	0,006	1

Engraving for sealing pliers

Special engraving on request

Art. No.		PU
210731	up to 3 letters	1
210732	every further letter	1
210733	every border	1

Lead seals

Art. No.	Ø	Quant. per kg	kg	PU
150340	8	850	1,080	1
150342	9	600	1,110	1
150344	10	400	1,010	1

Plastic seals

Art. No.	Ø	kg	PU
150343 ✱	9	0,00020	1000
150345	10	0,00030	1000

Seal wire

Art. No.	↔	Ø1	Ø2	kg	PU
150360 ✱	115 m	0,5	0,5	0,532	1
150362	230 m	0,5	0,5	1,041	1
150364	190 m	0,5	0,3	0,530	1
150366	380 m	0,5	0,3	1,035	1
150368	300 m	0,3	0,3	0,533	1
150370	600 m	0,3	0,3	1,037	1

Plastic seal wire



Art. No.	↔	Ø1	Ø2	kg	PU
150375 BLAU	100 m	0,5	0,6	0,199	1
150375 GRÜN	100 m	0,5	0,6	0,220	1
150375 ROT	100 m	0,5	0,6	0,207	1

Accessories

Parallel rope tension clamps

Art. No.	mm²	Ø	load	kg	PU
130064	6 - 35	3 - 8	1000	0,890	1
130066	16 - 70	4 - 12	1400	1,262	1
130068	50 - 100	8 - 16	2500	1,920	1

Tackle blocks

Art. No.	↔	Ø	load	kg	PU
130004	50	8	200	1,820	1
130006	60	10	250	1,700	1

Hemp tackle block ropes

Art. No.	↔	Ø1	kg	PU
130042	20000	8	0,950	1
130044	20000	10	1,519	1

PU Packing unit PrU Price unit
The legend for abbreviations for all table headers can be found sorted alphabetically on page 188.

✱ Bestseller Premium product

Screwdrivers

Electricians' screwdrivers Slot

Art. No.	SB	KSt	BL	↔	kg	PU
101604 ✱	2,5	0,4	75	160	0,027	1
101606	4	0,8	100	195	0,051	1
101608	4	0,8	125	220	0,054	1
101610	5	1	150	245	0,067	1
101612	5	1	175	270	0,069	1
101614	5	1	200	295	0,074	1

Engineers' screwdrivers Slot

Art. No.	SB	KSt	BL	↔	kg	PU
101640	5	0,4	75	170	0,056	1
101642 ✱	6	1,2	100	205	0,090	1
101644	7	1,2	125	230	0,109	1
101646	8	1,2	150	270	0,160	1
101648	9	1,6	175	295	0,170	1
101650	10	1,6	200	320	0,238	1

Cross slotted screwdrivers Phillips

Art. No.	size	BL	↔	kg	PU
101684	0	60	145	0,032	1
101686	1	80	175	0,055	1
101688 ✱	2	100	205	0,087	1
101690	3	150	270	0,161	1

Cross slotted screwdrivers Pozidriv

Art. No.	size	BL	↔	kg	PU
102612	1	80	175	0,055	1
102614 ✱	2	100	205	0,088	1
102616	3	150	270	0,160	1

Screwdrivers Tx

Art. No.	size	BL	↔	kg	PU
101229/6	6	100	185	0,036	1
101230	8	100	185	0,036	1
101200	9	100	185	0,036	1
101202	10	100	195	0,057	1
101204	15	100	195	0,054	1
101206	20	100	195	0,058	1
101208	25	125	195	0,064	1
101210	27	125	230	0,093	1
101211	30	150	255	0,093	1

Screwdrivers Square

Art. No.	size	BL	↔	kg	PU
103130	0	60	145	0,032	1
103132	1	80	175	0,055	1
103134	2	100	205	0,087	1
103136	3	150	270	0,161	1

Screwdriver set Tx

Content:
- 101202
- 101204
- 101206
- 101208
- 101211

Art. No.	Fo.	set	kg	PU
101212/S ✱	TX	5	0,337	1

Screwdrivers - blade PCV covered

Electricians' screwdrivers Slot

blade PCV covered

Art. No.	SB	KSt	BL	↔	kg	PU
101520 ✱	2,5	0,4	75	160	0,027	1
101521	3	0,5	100	195	0,030	1
101522	4	0,8	100	195	0,051	1
101524	4	0,8	125	220	0,054	1
101526	5	1	150	245	0,068	1
101528	5	1	175	270	0,072	1
101530	5	1	200	295	0,078	1

Engineers' screwdrivers Slot

blade PCV covered

Art. No.	SB	KSt	BL	↔	kg	PU
101532	5	1	75	170	0,057	1
101534	6	1,2	100	205	0,091	1
101536	7	1,2	125	230	0,114	1
101538	8	1,2	150	270	0,146	1
101540	9	1,6	175	295	0,210	1
101541	10	1,6	200	320	0,214	1

Cross slotted screwdrivers Phillips

blade PCV covered

Art. No.	size	BL	↔	kg	PU
101542	0	60	145	0,032	1
101544	1	80	175	0,059	1
101546 ✱	2	100	205	0,091	1
101548	3	150	270	0,147	1

Cross slotted screwdrivers Pozidriv

blade PCV covered

Art. No.	size	BL	↔	kg	PU
101550	1	80	175	0,056	1
101552 ✱	2	100	205	0,088	1
101554	3	150	270	0,146	1

Screwdriver set

blade PCV covered

Content:
- 101520
- 101524
- 101534
- 101536
- 101544
- 101547

Art. No.	Fo.	set	kg	PU
101560	PH	6	0,431	1

Screwdriver set

blade PCV covered

Content:
- 101520
- 101524
- 101534
- 101536
- 101550
- 101553

Art. No.	Fo.	set	kg	PU
101562	PZ	6	0,429	1

Screwdriver

Stubby gasifier screwdrivers

Art. No.	SB	BL	↔	kg	PU
103120	6	30	80	0,050	1
103122	8	40	90	0,051	1

Stubby gasifier cross slot screwdrivers Phillips

Art. No.	size	BL	↔	kg	PU
103080	1	30	80	0,051	1
103082	2	40	90	0,051	1

Piercing awls

Art. No.	Fo.	ØBL	BL	kg	PU
103470	○	6	100	0,083	1
103472	□	6	100	0,085	1

Socket wrenches

Socket wrenches

Art. No.		BL		kg	PU
101484	5	125	220	0,105	1
101486	5,5	125	220	0,107	1
101488	6	125	220	0,110	1
101490	7	125	230	0,113	1
101492	8	125	230	0,115	1
101494	9	125	230	0,120	1
101496	10	125	230	0,124	1
103498	11	125	245	0,111	1
101500	12	125	245	0,165	1
101502	13	125	245	0,171	1

Socket wrenches set

Content:
- 101484
- 101486
- 101490
- 101492
- 101496
- 103498
- 101502

Art. No.	set	kg	PU
101510	7	0,898	1

HAUPA replaceable blade system

Industrial screwdriver set Vario S2 with replaceable dual blades.

Blade types:
Slotted 3, 4, 5, 7
Phillips 0, 1, 2, 3
Pozidriv 0, 1, 2, 3
Tx 10, 15, 20, 25
Hexagonal 2, 3, 4, 5

Art. No.	set	kg	PU
104008-1	11	1,060	1

HAUPA replaceable blade system VarioTQ

VarioTQ dynamometric screwdriver with replaceable blades

Art. No.	Fo.	Nm	kg	PU
103000-1	Mix	1 - 6	0,835	1
103002-1	Mix	0,5 - 3,5	0,835	1

VarioTQ nylon bag – empty

Art. No.	W	H	D	kg	PU
103034-1	250	135	30	0,080	1

Exchangeable VarioTQ handle

Art. No.		Nm	kg	PU
103070	125	1 - 6	0,350	1
103072	125	0,5 - 3,5	0,350	1

Square socket key

Art. No.	Fo.	BL	CW	kg	PU
102784	SQ	40	8	0,050	1

Replaceable blade – slotted blade

Art. No.	Fo.	KB	BL	kg	PU
103010	SL		175	0,040	1
103012	SL		175	0,040	1

Replaceable blade – Phillips blade

Art. No.	Fo.	size	BL	kg	PU
103014	PH	0 + 1	175	0,040	1

Replaceable blade – pozidrive blade

Art. No.	Fo.	size	BL	kg	PU
103016	PZ	0 + 1	175	0,040	1

Replaceable blade – Phillips blade/pozidrive blade

Art. No.	Fo.	size	BL	kg	PU
103018	PH + PZ	2 + 2	175	0,040	1

Replaceable blade – pozidrive blade/slotted

Art. No.	Fo.	size	BL	kg	PU
103028	PZ/FL	1 + 2	175	0,040	1

Replaceable blade – torx blade

Art. No.	Fo.	size	BL	kg	PU
103020	TX		175	0,040	1
103022	TX		175	0,040	1

Replaceable blade – hex blade

Art. No.	Fo.	size	BL	kg	PU
103024	HEX		175	0,040	1
103026	HEX		175	0,040	1

Replaceable blade – Square

Art. No.	Fo.	size	BL	kg	PU
103030	SQ	0 + 2	175	0,040	1
103032	SQ	1 + 3	175	0,040	1

Replacement blades suitable for the VarioTQ and Vario S2 systems

PU Packing unit PrU Price unit
The legend for abbreviations for all table headers can be found sorted alphabetically on page 188.

* Bestseller Premium product

Electronic screwdrivers

ESD electronic screwdrivers

Blade made from chrome molybdenum vanadium steel, chromed with black tip, slotted

Art. No.	SB	KSt	BL	↔	kg	PU
100704	0,8	0,2	60	150	0,023	1
100250	1	0,4	50	150	0,014	1
100704 A	1,2	0,2	60	150	0,021	1
100241	2,5	0,4	60	150	0,015	1
100243	3,5	0,5	100	150	0,018	1
100252	1,6	0,4	50	150	0,014	1
100257	2	0,5	50	150	0,015	1
100259	2,4	0,4	75	175	0,017	1
100261	3	0,4	100	200	0,020	1

ESD electronic screwdrivers

Blade made from chrome molybdenum vanadium steel, chromed with black tip, Tx/S-Tx

Art. No.	Fo.	size	BL	↔	kg	PU
100741	TX	4	50	150	0,017	1
100742	TX	5	50	150	0,018	1
100718 A	TX	6	50	150	0,018	1
100720	S-TX	7	50	150	0,014	1
100721	S-TX	8	50	150	0,018	1
100712	S-TX	9	50	150	0,018	1
100713	S-TX	10	50	150	0,016	1
100723	S-TX	15	50	150	0,020	1
100734	S-TX	20	50	150	0,020	1

ESD electronic screwdrivers

Blade made from chrome molybdenum vanadium steel, chromed with black tip, hexagonal

Art. No.	size	BL	↔	kg	PU
100728	1,5	50	150	0,014	1
100729	2	50	150	0,015	1
100729 A	2,5	50	150	0,017	1
100736	3	50	150	0,020	1

ESD electronic screwdrivers

Blade made from chrome molybdenum vanadium steel, chromed with black tip, cross recess (Phillips)

Art. No.	size	BL	↔	kg	PU
100714	000	50	150	0,015	1
100715	00	50	150	0,022	1
100716	0	50	150	0,024	1
100249	1	50	150	0,017	1

ESD electronic screwdrivers

Blade made from chrome molybdenum vanadium steel, chromed with black tip, Tri-Wing

Art. No.	size	BL	↔	kg	PU
100738	Tri 2,4	50	150	0,017	1

ESD electronic screwdriver set

Content: 1 ESD electronic screwdriver each 1.6 x 50, 2.0 x 50, 2.4 x 50, 3.0 x 50 and 1 Phillips size 1. 0 and 00 x 50 each

PREMIUM

Art. No.	set	kg	PU
104010	7	0,225	1

HAUPA Electronic screwdriver set standard

Content: 1 Electricians' screwdriver size 1.6 x 50, 2.0 x 50, 2.4 x 50, 3.0 x 50 and 1 Phillips size 1, 0 and 00 x 50

Art. No.	set	kg	PU
104000 ✱	7	0,221	1

Electronic screwdriver set

Content: 4 x hex head 3, 4, 5, 6 and 8 exchangeable screwdriver blades (slot/Phillips/Tx /hex head)

Art. No.	set	kg	PU
104004	13	0,288	1

Electronic screwing bit set

Content: 1 bitholder, 2 nuts of 5 + 6 mm,
30 bits for slot/Phillips/Pozidriv/Tx/hex head:
4 Bits PH 000, 00, 0, 1
2 Bits PZ 0, 1
7 Bits Slot 1, 1.5, 2, 2.5, 3, 3.5, 4
8 Bits Hex 0.7, 0.9, 1.3, 1.5, 2, 2.5, 3, 4
9 Bits Tx 4, 5, 6, 7, 8, 9, 10, 15, 20

Art. No.	set	kg	PU
104002 ✱	34	0,230	1

Precision screwdrivers

Claw retrievers



Art. No.	↔	kg	PU
100366	525	0,060	1

Checking mirrors

Art. No.	kg	PU
100680	0,028	1

Magnetic retriever

Art. No.	↔	kg	PU
100694	520	0,097	1

Standard program

Allen keys

Allen keys set

chrome vanadium steel, (59 Cr-Mo-V 4), DIN 911, chrome plated, on key ring.

Content:
size 2 - 2,5 - 3 - 4 - 5 - 6 - 8 - 10

Art. No.	⬡	set	kg	PU
100640 ✱	2 - 10	8	0,250	1

Allen keys set

chrome vanadium steel, (59 Cr-Mo-V 4), im metal clip, key bronzed, DIN 911.

Content:
Art. 100633: 1,5-2-2,5-3-4-5-6 mm
Art. 100634: 2,5-3-4-5-6-8-10 mm



Art. No.	⬡	set	kg	PU
100633	1,5 - 6	7	0,145	1
100634	2,5 - 10	7	0,335	1

Allen keys set

Content: size 2 - 2.5 - 3 - 4 - 5 - 6 - 8 - 10

Art. No.	⬡	set	kg	PU
100585	2 - 10	8	0,303	1

Ball point allen keys

Content: size 2 - 2.5 - 3 - 4 - 5 - 6 - 8 - 10

Art. No.	⬡	set	kg	PU
100915	2 - 10	8	0,301	1

Allen keys set Tx

Content: TX 9 - 10 - 15 - 20 - 25 - 27 - 30 - 40

Art. No.	size	set	kg	PU
100941	TX9 - 40	8	0,205	1

Hexagon screwdriver set T-handle, with spherical head

Content: size 2, 2.5, 3, 4, 5, 6, 8, 10

Art. No.	⬡	set	kg	PU
100961	2 - 10	8	0,860	1

Hexagon angle screwdriver set, with spherical head

Content: size 1.5, 2, 2.5, 3, 4, 5, 6, 8, 10

Art. No.	⬡	set	kg	PU
100921 ✱	1,5 - 10	9	0,301	1

Hexagon angle screwdriver set, with spherical head

Content: Hex 1.5 / 2 / 2.5 / 3 / 4 / 5 / 6 / 8 / 10
Hex 1/16 - 5/64 - 3/32 - 1/8 - 5/32 - 3/16 - 1/4 - 5/16 - 3/8“

Art. No.	⬡	set	kg	PU
100965 ✱	1,5 - 10	9	0,303	1
100967	1/16" - 3/8"	9	0,303	1

Hexagon angle screwdriver set, with spherical head

Content: Hex 1.5, 2, 2.5, 3, 4, 5, 6, 8, 10

Art. No.	⬡	set	kg	PU
100927	1,5 - 10	9	0,301	1

Allen keys DIN 911

chrome vanadium steel, (59 Cr-Mo-V 4), DIN 911, chrome plated

Art. No.	⬡	↔	kg	PU
100590	1,5	45x14	0,008	1
100592	2	50x16	0,025	1
100594	2,5	56x18	0,034	1
100596	3	63x20	0,040	1
100598	4	70x25	0,080	1
100600	5	80x28	0,190	1
100602	6	90x32	0,280	1
100606	8	100x36	0,580	1
100610	10	112x40	0,990	1
100612	12	125x45	0,160	1
100614	13	132x50	2,020	1

Ball point allen keys

chrome vanadium steel, (59 Cr-Mo-V 4), DIN 911, chrome plated

Art. No.	⬡	↔	kg	PU
100902	2,5	56x18	0,003	1
100903	3	63x20	0,005	1
100904	4	70x25	0,011	1
100905	5	80x28	0,019	1
100906	6	90x32	0,029	1
100908	8	100x36	0,058	1
100909	10	112x40	0,102	1

PU Packing unit PrU Price unit
The legend for abbreviations for all table headers can be found sorted alphabetically on page 188.

✱ Bestseller Premium product

Voltage testers

Voltage tester 120 – 250 V

Art. No.	TMA	BL	↔	kg	PU
100646	120 - 250	50x3	140	0,020	1
100647 ✱	120 - 250	50x3	140	0,016	1
100648	120 - 250	100x3,5	190	0,037	1
100649	120 - 250	100x3,5	190	0,032	1

Voltage tester

Art. No.	TMA	BL	↔	kg	PU
100645	120 - 250	50x3	140	0,016	1

Voltage tester VDE/GS

Art. No.	TMA	↔	kg	PU
100700 ✱	125 - 250	190	0,036	1

Ratchet screwdriver, bits

Screwdriver bits

(1 box = 10 bits = 1 PU)

Art. No.	size	↔	kg	PU
102110	0,6x4,5	50	0,104	10
102112	0,8x5,5	50	0,115	10

Screwdriver bits

Art. No.		size	↔	kg	PU
102152	PH	1	25	0,062	10
102154	PH	2	25	0,067	10
102114	PH	1	50	0,105	10
102116	PH	2	50	0,124	10
102166	PH	2	90	0,097	10
102172	PH	1	150	0,251	10
102174	PH	2	150	0,358	10

Screwdriver bits, reduced

Art. No.	size	↔	kg	PU
102155	2	25	0,064	10

Screwdriver bits

Art. No.		size	↔	kg	PU
102176	PZ	1	25	0,062	10
102178 ✱	PZ	2	25	0,065	10
102118	PZ	1	50	0,107	10
102120	PZ	2	50	0,123	10
102188	PZ	1	90	0,179	10
102190	PZ	2	90	0,231	10
102198	PZ	2	150	0,360	10

Screwdriver bits Tx

Art. No.		size	↔	kg	PU
102200	TX	15	25	0,061	10
102204	TX	25	25	0,065	10
102124	TX	20	50	0,110	10
102126	TX	25	50	0,112	10

Bits for PZ slot profile

Srewdriver bits (1 box = 2 bits = 1 PU)

Art. No.	size	↔	kg	PU
101874	1	60	0,012	10
101876	2	60	0,013	10
101880	1	90	0,045	10
101882	2	90	0,046	10

Magnetic holder

Art. No.	↔	kg	PU
102130	75	0,056	1

SDS magnetic holder

Art. No.	↔	kg	PU
102131	55	0,045	1

Magnetic holder

Art. No.	↔	kg	PU
102132	75	0,045	1
102134	60	0,040	1

BitBox, 25 mm, 17-pieces

Content:
Screwdriver bits, form E 6,3, shank 1/4“, 25 mm;
slotted 4,0 (0,5), 5,0 (0,8), 5,0 (1,0), 6,0 (1,0) ;
PH 1, PH 2, PH 3;
PZ 1, PZ 2, PZ3 ;
T 10, T 15, T 20, T 25;
hexagon 4,0, 5,0, 6,0;
Magnetic holder 60 mm

Art. No.	set		kg	PU
102210 ✱	17	Bit = 25 mm	0,170	1

BitBox S, 50 mm, 7-pieces

Content:
1 bit PH 1, 2
1 bit PZ 1, 2
1 bit PZ/FL 1, 2
1 bit Slot 4

360° 102216

Art. No.	set		kg	PU
102216	7	Bit = 50 mm	0,105	1

Standard program

HAUPA BitBox+, 32-pcs

BitBox+

Content:
1/4“ 25 mm Power bits PH: 2x 0, 2x 1, 4x 2, 2x 3
1/4“ 25 mm Power bits PZ: 2x 0, 2x 1, 4x 2, 2x 3
1/4“ 25 mm Power bits TX: T10, T15, T20, T25
1/4“ 25 mm Power bits HEX: H3, H4, H5, H6
1/4“ 25 mm Power bits R: 1, 2, 3

360° 102212

Art. No.	set		kg	PU
102212	32	Bit = 25 mm	0,540	1

Ratchet screwdriver FlexPlus, for all bits

FlexPlus

Art. No.		kg	PU
104009	Bit > 25 mm	0,111	1

Ratchet screwdriver set FlexBox

FlexBox

Content:
1/4“ 50 mm Power bits SL: 4, 6
1/4“ 50 mm Power bits PZ: 1, 2
1/4“ 50 mm Power bits PZ/FL 1 + 2
1/4“ 50 mm Power bits Hex: H5, H6
1 pc of FlexPlus ratcheting driver

360° 104030

Art. No.	set		kg	PU
104030	9	Bit = 50 mm	0,410	1

Ratchet screwdriver set Flex

Flex

Advantages:
- Ratchet function
- Left/clockwise rotation adjustable
- Bending bar: 0°– 45°– 90°
- Ergonomic working within restrained ranges
- S2 steel industry bit for nearly all applications
- 2-components handle
- 55 bits ¼“ 25 mm and 1 adapter for ¼“ nut

VIDEO 104006

Art. No.	set		kg	PU
104006 ✱	58	Bit = 25 mm	0,810	1

Ratchet screwdriver set FlexBag

FlexBag

with 50 mm S2 bits and reduced shank, in robust nylon bag.

Content:
1/4" 50 mm Power bits Tx:
T5, T6, T7, T8, T9, T10, T15, T20, T25, T30, T40
1/4" 50 mm Power bits Hex (hole):
H2, H2.5, H3, H4, H5, H6
1/4" 50 mm Power bits PH: 0, 1, 2, 3
1/4" 50 mm Power bits PZ: 0, 1, 2, 3
1/4" 50 mm Power bits slot: 3, 4, 5, 6, 7, 8
1/4" 50 mm Power bits SQ: 0, 1, 2, 3
1/4" 50 mm Power bits Tri-Wing: 1, 2, 3
1/4" 50 mm Power bits PZ/FL 1, 2
Above bits are in reduced shank except T40, H6, flat: 6, 7, 8 in full hex shank
2 pcs. Adapters: 1/4" 50 mm, 1/4" 80 mm
8 pcs. sockets: 5, 5.5, 6, 7, 8, 10, 12, 13
1 pc of FlexPlus ratcheting driver

Art. No.	set		kg	PU
104020-1 ✱	51	Bit = 50 mm	0,810	1

Ratchet screwdriver set FlexBagPro

FlexBag

37 safety bits, 8 spanner sockets, 5 drill bits, in robust nylon bag.

Content:
1/4" 50 mm torsion bits S-TX (hole), color coded:
T10, T10, T15, T15, T20, T25, T27, T30, T40
1/4" 50 mm torsion bits Hex, color coded: H3, H4, H5, H6
1/4" 50 mm torsion bits PH, color coded: 1, 2, 2, 3
1/4" 50 mm torsion bits PZ, color coded: 1, 2, 2, 2
1/4" 50 mm torsion bits slot, color coded: 3, 4, 4, 5, 6
1/4" 50 mm torsion bits SQ, color coded: 1, 2, 3
1/4" 50 mm standard bits PZ/FL: 1, 1, 2, 2
1/4" 50 mm standard bits PH/FL: 1, 1, 2, 2
8 pcs. sockets: 5, 5.5, 6, 7, 8, 10, 12, 13
5 pcs. drills: 2, 3, 4, 5, 6
1 pc of FlexPlus ratcheting driver

Art. No.	set		kg	PU
104022-1	51	Bit = 50 mm	0,810	1

Standard program

PU Packing unit PrU Price unit
The legend for abbreviations for all table headers can be found sorted alphabetically on page 188.

✱ Bestseller Premium product

Spanners

Double ended spanners acc. to DIN 3110

chrome plated

Art. No.	⬡	ST	↔	kg	PU
110090	6 - 7	3,2	120	0,0214	1
110092	8 - 9	3,5	140	0,0356	1
110094	10 - 11	4	157	0,050	1
110096	12 - 13	4,5	172	0,071	1
110100	14 - 15	5	190	0,100	1
110104	16 - 17	5,5	205	0,144	1
110108	18 - 19	6	223	0,182	1
110112	21 - 23	7	250	0,239	1
110114	24 - 26	7	250	0,273	1
110120	27 - 32	8,2	302	0,519	1

Double ended spanners set acc. to DIN 3110

chrome plated

Art. No.	⬡	set	kg	PU
110130	6 - 22	8	1,026	1
110132	6 - 32	12	2,353	1

Combination spanners similar to DIN 3113

chrome plated

Art. No.	⬡	↔	kg	PU
110180	6	100	0,018	1
110182	7	110	0,023	1
110184	8	120	0,030	1
110186	9	130	0,032	1
110188	10	140	0,041	1
110190	11	150	0,053	1
110192	12	160	0,068	1
110194	13	170	0,075	1
110196	14	180	0,089	1
110198	15	190	0,096	1
110202	17	210	0,142	1
110204	18	220	0,134	1
110206	19	230	0,185	1
110212	22	260	0,263	1
110216	24	280	0,333	1
110222	27	310	0,407	1

Combination spanners similar to DIN 3113

chrome plated

Art. No.	⬡	set	kg	PU
110250 ✱	6 - 22	12	1,271	1

Combination spanners similar to DIN 3113

chrome plated

Art. No.	⬡	set	kg	PU
110252	6 - 27	16	1,948	1

Double ended ring spanners to DIN 838

chrome plated

Art. No.	⬡	↔	kg	PU
110140	6 - 7	170	0,035	1
110142	8 - 9	185	0,066	1
110144	10 - 11	205	0,075	1
110146	12 - 13	220	0,107	1
110148	14 - 15	240	0,154	1
110152	16 - 17	265	0,175	1
110154	18 - 19	280	0,297	1
110160	24 - 26	335	0,468	1
110164	27 - 32	370	0,611	1

Double ended ring spanner sets DIN 838

chrome plated

Art. No.	⬡	set	kg	PU
110170	6 - 22	8	1,289	1
110172	6 - 32	12	3,575	1

Open-jawed ring wrench with ratch function

wrench size 8 - 9 - 10 - 12 - 13 - 14 - 17 - 19 mm

Art. No.	⬡	set	kg	PU
110900 ✱	8 - 19	8	1,255	1

Open-jawed ring wrench with ratch function

chrome plated

Art. No.	↔	⬡	kg	PU
110900/8	134	8	0,034	1
110900/9	152	9	0,056	1
110900/10	157	10	0,060	1
110900/12	167	12	0,079	1
110900/13	175	13	0,096	1
110900/14	190	14	0,120	1
110900/17	223	17	0,183	1
110900/19	245	19	0,200	1

Ratchet wrench 4 in 1

Sizes: 8 x 10 mm and 12 x 13 mm | 10 x 13 mm and 17 x 19 mm

Art. No.	⬡	↔	kg	PU
110780	8-13	150	0,060	1
110782	10-19	200	0,060	1

Flex hinged ratchet combination wrench set

WS: 8 - 9 - 10 - 12 - 13 - 14 - 17 - 19 mm

PREMIUM

360° 110902

Art. No.	⬡	set	kg	PU
110902	8 - 19	8	1,255	1

Flex hinged ratchet combination wrench

chrome plated

Art. No.	⬡	↔	kg	PU
110902/8	8	140	0,183	1
110902/9	9	148	0,183	1
110902/10	10	162	0,183	1
110902/12	12	175	0,183	1
110902/13	13	178	0,183	1
110902/14	14	190	0,414	1
110902/17	17	227	0,183	1
110902/19	19	246	0,183	1

Adjustable single-head wrench

Art. No.	⬡	↔	kg	PU
110590	6 - 19	150	0,410	1
110592 ✱	9 - 24	200	0,342	1
110594	10 - 29	240	0,410	1
110596	10 - 34	300	0,111	1

Adjustable single-head wrench with ratch function

VIDEO 110583

PREMIUM

Art. No.	⬡	↔	kg	PU
110583	6 - 19	150	0,160	1
110585	9 - 24	200	0,342	1

Standard program

Express wrench M10

Art. No.	⬡	↔	kg	PU
110798	17 - 19	223	0,111	1

Socket sets 1/4"

Socket set

Art. No.	set	drive	kg	PU
110674 ✱	33	1/4"	1,051	1

Reversible ratchet 1/4"

Art. No.	drive	↔	kg	PU
110674/K	1/4"	140	0,118	1

Extension 1/4"

Art. No.	↔	drive	kg	PU
110700	50	1/4"	0,024	1
110701	100	1/4"	0,063	1

Flexible extension bar 1/4"

Art. No.	↔	drive	kg	PU
110702	100	1/4"	0,059	1

Sockets 1/4"

Art. No.	⬡	kg	PU
110703/4	4	0,010	1
110703/45	4,5	0,010	1
110703/5	5	0,010	1
110703/55	5,5	0,011	1
110703/6	6	0,011	1
110703/7	7	0,014	1
110703/8	8	0,012	1
110703/9	9	0,016	1
110703/10	10	0,016	1
110703/11	11	0,024	1
110703/12	12	0,024	1
110703/13	13	0,028	1

Sliding adapter 3/8" x 1/4"

Art. No.	kg	PU
110706	0,029	1

Spinner handle for screwdriver 1/4"

Art. No.	drive	kg	PU
110725	1/4"	0,064	1

Universal joint 1/4"

Art. No.	kg	PU
110726	0,024	1

Insert bit sockets PH 1/4"

Art. No.	size	kg	PU
110711	1	0,015	1
110727	2	0,015	1
110728	3	0,016	1

Insert bit sockets HEX 1/4"

Art. No.	⬡	kg	PU
110729	3	0,015	1
110747	4	0,015	1
110749	5	0,016	1
110754	6	0,017	1
110718	8	0,018	1

Insert bit sockets TX 1/4"

Art. No.	size	kg	PU
110719	10	0,013	1
110720	15	0,015	1
110721	20	0,015	1
110722	25	0,015	1
110723	27	0,015	1
110724	30	0,015	1

Insert bit sockets slot 1/4"

Art. No.	CW	kg	PU
110759	5,5	0,015	1
110760	4	0,014	1

Socket sets 3/8"

Socket set

Art. No.	set	drive	kg	PU
110676	26	3/8"	2,309	1

Reversible ratchet 3/8"

Art. No.	↔	drive	kg	PU
110676/K	185	3/8"	0,260	1

Extension 3/8"

Art. No.	↔	drive	kg	PU
110731	20	3/8"	0,045	1
110733	75	3/8"	0,075	1
110735	150	3/8"	0,143	1

Sockets 3/8"

Art. No.	⬡	kg	PU
110737/6	6	0,019	1
110737/7	7	0,020	1
110737/8	8	0,021	1
110737/9	9	0,023	1
110737/10	10	0,023	1
110737/11	11	0,024	1
110737/12	12	0,024	1
110737/13	13	0,024	1
110737/14	14	0,031	1
110737/15	15	0,040	1
110737/16	16	0,035	1
110737/17	17	0,046	1
110737/18	18	0,061	1
110737/19	19	0,056	1
110737/20	20	0,066	1
110737/21	21	0,060	1
110737/22	22	0,078	1
110737/24	24	0,085	1

Spark plug sockets 3/8"

Art. No.	⬡	kg	PU
110738	16	0,092	1
110739	21	0,139	1

Sliding adapter 1/2" x 3/8"

Art. No.	kg	PU
110741	0,070	1

PU Packing unit PrU Price unit
The legend for abbreviations for all table headers can be found sorted alphabetically on page 188.

✱ Bestseller Premium product

Universal joint 3/8“

Art. No.	kg	PU
110745	0,067	1

3/8“ internal hexagonal bolt set

Sizes: 3 - 4 - 5 - 6 - 7 - 8 - 10, extra long 150 mm

Art. No.	set	kg	PU
111737	7	0,019	1

Socket sets

Socket set

Art. No.	set	drive	kg	PU
110677	25	1/2"	4,739	1

Reversible ratchet 1/2“

Art. No.	↔	drive	kg	PU
110677/K	260	1/2"	0,560	1

Extension 1/2“

Art. No.	↔	drive	kg	PU
110751	75	1/2"	0,137	1
110752	125	1/2"	0,200	1
110753	250	1/2"	0,388	1

Sockets 1/2“

Art. No.	⬡	kg	PU
110754/10	10	0,046	1
110754/11	11	0,051	1
110754/12	12	0,052	1
110754/13	13	0,053	1
110754/14	14	0,055	1
110754/15	15	0,052	1
110754/16	16	0,052	1
110754/17	17	0,060	1
110754/18	18	0,060	1
110754/19	19	0,066	1
110754/20	20	0,066	1
110754/21	21	0,080	1
110754/22	22	0,094	1
110754/24	24	0,100	1
110754/26	26	0,120	1
110754/27	27	0,150	1
110754/28	28	0,165	1
110754/30	30	0,177	1
110754/32	32	0,206	1

Spark plug sockets 1/2“

Art. No.	⬡	kg	PU
110755	16	0,092	1
110756	21	0,141	1

Sliding adapter 3/8“ x 1/2“

Art. No.	kg	PU
110757	0,069	1

Universal joint 1/2“

Art. No.	kg	PU
110758	0,152	1

Socket sets

SocketFlex socket wrench box

360° 110672

Art. No.	set	drive	kg	PU
110672	59	1/4"+1/2"	4,500	1

Socket set

Art. No.	set	drive	kg	PU
110678 ✱	53	1/4"+1/2"	4,385	1

SysCon SocketMax 1/2“, 1/4“

Art. No.	set	empty	kg	PU
220600	55	220370	4,300	1

Standard program

Torque wrenches

Torque wrenches

Art. No.	drive	Nm	kg	PU
110607 ✱	1/4"	5 - 25	1,000	1

Torque wrenches

Art. No.	drive	Nm	kg	PU
110605	3/8"	10 - 50	1,000	1

Torque wrenches

Art. No.	drive	Nm	kg	PU
110608	3/8"	20 - 120	0,900	1

Torque wrenches

Art. No.	drive	Nm	kg	PU
110610	1/2"	20 - 120	1,500	1

Torque wrenches

Art. No.	drive	Nm	kg	PU
110609	1/2"	42 - 210	1,750	1

SysCon socket wrench set Torque ¼“

inclusive torque wrenches ¼“, 5 – 25 Nm

Art. No.	set	empty	kg	PU
220640	51	220370	4,300	1

SysCon socket wrench set Torque ½“

inclusive torque wrenches ½“, 20 – 120 Nm

Art. No.	set	empty	kg	PU
220642	32	220370	7,950	1

Switch cabinet keys

Switch cabinet key, HUPkey with converting bit

Not available in GB and FR!

Art. No.	kg	PU
110692	0,059	1

Switch cabinet key, HUPkey

Art. No.	kg	PU
110691	0,059	1

Converting bit for bleeding

Not available in GB and FR!

Art. No.	kg	PU
110693	0,059	1

Universal switch cabinet key with crescent, HUPkey

Not available in GB and FR!

Art. No.	kg	PU
110697	0,111	1

Spanners for switch cabinet key, HUPkey Uni

Not available in GB and FR!



Art. No.	kg	PU
110698	0,059	1

Spanners for switch-cabinets, HUPkey

Art. No.	size	kg	PU
110696 ✱	72 x 72	0,059	1

Standard program

PU Packing unit PrU Price unit
The legend for abbreviations for all table headers can be found sorted alphabetically on page 188.

✱ Bestseller Premium product

Pliers Black Line

Combination pliers DIN ISO 5746

leveraged, perfected cutting force performance

Art. No.	↔	soft	hard	kg	PU
210052	160	4	2	0,197	1
210053 ✱	180	4	2,2	0,286	1
210054	200	4,2	2,5	0,410	1

Side cutters DIN ISO 5749

leveraged, perfected cutting force performance

Art. No.	↔	soft	hard	kg	PU
210067	140	4	1,8	0,172	1
210068 ✱	160	4	2	0,237	1
210069	180	4	2	0,237	1

Heavy duty side cutters DIN ISO 5749

leveraged, perfected cutting force performance

Art. No.	↔	soft	hard	kg	PU
210156	160	4	2,7	0,264	1
210157	180	4	2,7	0,264	1

Heavy duty side cutters DIN ISO 5749

leveraged, perfected cutting force performance

Art. No.	↔	soft	hard	kg	PU
210158 ✱	200	4,2	3	0,326	1

Long flat nose pliers DIN ISO 5745

Art. No.	↔	kg	PU
210313	160	0,155	1

Long round nose pliers DIN ISO 5745

Art. No.	↔	kg	PU
210350	160	0,153	1

Long chain nose pliers DIN ISO 5745

leveraged, perfected cutting force performance

Art. No.	↔	kg	PU
210394	170	0,154	1
210396 ✱	200	0,253	1

Long chain nose pliers DIN ISO 5745

Телефонные клещи DIN ISO 5745, 45°

Art. No.	↔	Fo.	kg	PU
210397	160	45°	0,251	1
210398 ✱	200	45°	0,251	1

Wire stripping pliers

Art. No.	↔	mm²	kg	PU
210644	175	0,2 - 6	0,196	1

Water pump pliers DIN ISO 8976

Art. No.	↔	kg	PU
210584	240	0,368	1

Water pump pliers DIN ISO 8976

Art. No.	↔	kg	PU
210616	170	0,185	1
210617 ✱	240	0,330	1
210618	300	0,545	1

Pliers wrench

Art. No.	↔	⬡	kg	PU
210615	180	36	0,111	1
210619	260	50	0,368	1

Pliers set

Content:
- 210053
- 210068
- 210396
- 210644

Art. No.	set	kg	PU
220128	4	1,044	1

Pliers set

Content:
- 210053
- 210157
- 210396
- 210644

Art. No.	set	kg	PU
220129	4	1,082	1

High leverage | perfected cutting force performance

High leverage pliers offer power saving of up to 50%.

Standard program

Special pliers

Grip pliers

Art. No.	↔	⬡	kg	PU
210556	250	0 - 40	0,518	1

Grip pliers

Art. No.	↔	⬡	kg	PU
210562	250	0 - 40	0,565	1

Pipe wrenches

Art. No.	↔	⬡	tube	kg	PU
210592	320	0 - 45	1"	0,798	1
210594	435	0 - 59	1 1/2"	0,800	1
210596	560	0 - 76	2"	2,460	1

Riveting pliers

Art. No.	↔	kg	PU
210770	250	0,552	1

Riveting tool set

Art. No.	↔	kg	PU
210776	250	0,840	1

Electronic pliers

Tweezers

Art. No.	↔	kg	PU
211080	130	0,017	1

Microelectronic side cutters

without cutting-facet, clearance angle: 50°,
with clip, for soft wires up to 0,8 mm²

Art. No.	↔	kg	PU
211708	118	0,069	1

Microelectronic side cutters

without cutting-facet, clearance angle: 21°,
with clip, for soft wires up to 1,3 mm²

Art. No.	↔	kg	PU
211720 ✱	132	0,086	1
211722	158	0,087	1

ESD Electronic pliers

ESD Electronic needle nose pliers

with wire cutter, special tool steel

Art. No.	↔	kg	PU
211850	130	0,091	1

ESD Electronic needle nose pliers, 45° angle

with wire cutter, special tool steel

Art. No.	↔	Fo.	kg	PU
211852	130	45°	0,089	1

ESD Electronic needle nose pliers

straight construction, special tool steel

Art. No.	↔	kg	PU
211854	130	0,082	1

ESD Electronic needle nose pliers, 45° angle

45° angle, special tool steel

Art. No.	↔	Fo.	kg	PU
211856	130	45°	0,081	1

Standard program

PU Packing unit PrU Price unit
The legend for abbreviations for all table headers can be found sorted alphabetically on page 188.

✱ Bestseller Premium product

ESD Electronic thin needle nose pliers

straight construction, special tool steel

Art. No.	↔	kg	PU
211858	140	0,083	1

ESD Electronic thin needle nose pliers, 45° angle

45° angle, special tool steel

Art. No.	↔	Fo.	kg	PU
211860	140	45°	0,084	1

ESD Electronic thin needle nose pliers

straight construction, special tool steel

Art. No.	↔	kg	PU
211862	150	0,087	1

ESD Electronic thin needle nose pliers, 45° angle

45° angle, special tool steel

Art. No.	↔	Fo.	kg	PU
211864	150	45°	0,087	1

ESD Electronic flat nose pliers

special tool steel

Art. No.	↔	kg	PU
211866	130	0,090	1

ESD Electronic round nose pliers

straight construction, special tool steel

Art. No.	↔	kg	PU
211868	130	0,091	1

ESD Electronic side cutter

normal construction, head width 14 mm, special tool steel

Art. No.	↔	kg	PU
211870 ✱	115	0,078	1

ESD Electronic side cutters

slim construction, head width 10 mm, special tool steel

Art. No.	↔	kg	PU
211872	110	0,075	1

ESD Electronic side cutter without cutting-facet

normal construction, head width 14 mm without chamfer, special tool steel

Art. No.	↔	kg	PU
211875 ✱	115	0,075	1

ESD Electronic front cutter

special tool steel

Art. No.	↔	kg	PU
211874	115	0,093	1

ESD Electronic combination pliers

with wire cutter, special tool steel

Art. No.	↔	kg	PU
211876	115	0,077	1

ESD Electronic pliers set

special tool steel
Content: art. 211862, 211870, 211874, 211876

Art. No.	set	kg	PU
211880	4	0,585	1

Standard program

LED lamps/torches

LED flashlight, HUPflash1000

Art. No.	Ø	↔	kg	PU
130384	35	152	0,168	1

LED Focus Torch

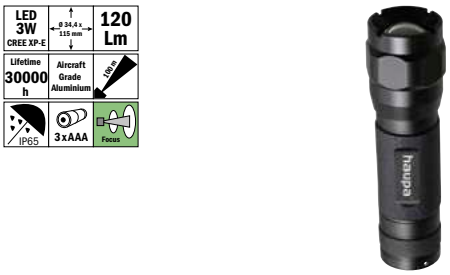

Art. No.	Ø	↔	kg	PU
130312 ✱	34,4	115	0,200	1

LED IP67 Torch

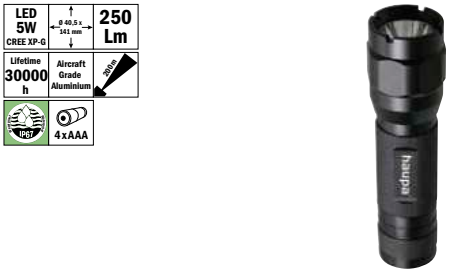

Art. No.	Ø	↔	kg	PU
130314	40,5	141	0,440	1

LED flashlight, HUPflash300

Art. No.	Ø	↔	kg	PU
130390	34	124	0,102	1

Holster for LED torches

Suitable for item numbers: 130312, 130314

Art. No.	W	H	D	kg	PU
130322	30	100	10	0,180	1

LED flashlight, HUPflash120

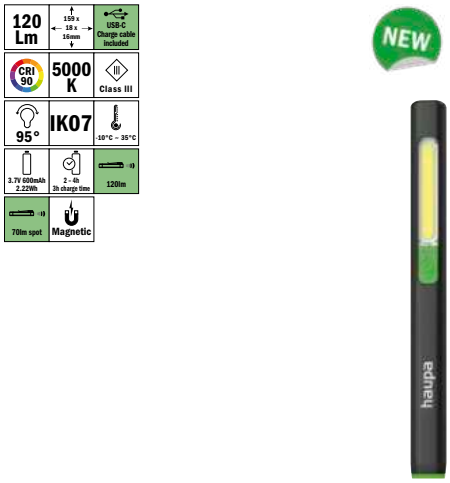

Art. No.	↔	H	D	kg	PU
130388	159	18	16	0,042	1

LED flashlight, HUPflash800



Art. No.	↔	H	D	kg	PU
130382	97	30,5	21	0,100	1

LED Pen Torch

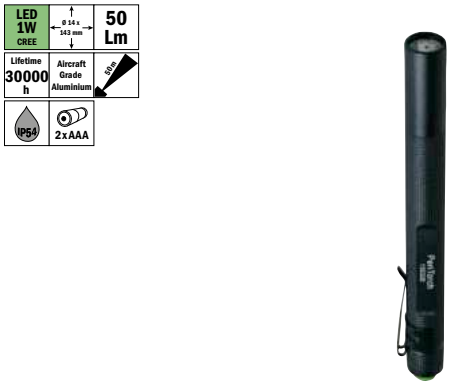

Art. No.	Ø	↔	kg	PU
130328 ✱	14	143	0,060	1

LED Headlamps

LED Headlight HUPflash155

Art. No.	W	H	↔	kg	PU
130319	45	38	60	0,250	1

LED Headlight HUPflash155+

Art. No.	W	H	↔	kg	PU
130321	45	38	60	0,073	1

LED head lamp HUPflash250

Art. No.	W	↔	kg	PU
130323	28	107	0,149	1

Standard program

PU Packing unit PrU Price unit
The legend for abbreviations for all table headers can be found sorted alphabetically on page 188.

✱ Bestseller Premium product

Working lights

LED inspection lamp HUPlight400

Art. No.		H	D	kg	PU
130378	160	37	21	0,090	1

LED working light „HUPlight10+3“

360° 130348

Art. No.	W	H		kg	PU
130348	57	40	220	0,380	1

Mini working light HUPlight4

Art. No.	W	H		kg	PU
130336 ✱	25	120	60	0,260	1

LED charging station HUPlightWLcharger

Art. No.		W	H	kg	PU
130376	265	110	29	0,330	1

LED work lamp HUPlightWL1000

Art. No.		H	D	kg	PU
130374	92	72	40	0,210	1

LED work lamp HUPlightWL900

Art. No.		H	D	kg	PU
130372	192	47	48	0,270	1

LED inspection lamp HUPlightWL1500

Art. No.		H	D	kg	PU
130370	171	77	41	0,400	1

Keep everything in sight

LED Set HUPlightWL1500+1000

Set comprising: Art. 130376 | Art. 130374 | Art. 130370

Art. No.	set	kg	PU
130371	3	0,940	1

LED set HUPlightWL900+1000

Set comprising: Art. 130376, Art. 130374, Art. 130372

Art. No.	set	kg	PU
130373	3	0,810	1

Standard program

Compact floodlight

Compact floodlight HUPlight10pro



Art. No.	W	H		kg	PU
130344	121	43	170	1,000	1

Compact floodlight HUPlight20pro



Art. No.	W	H		kg	PU
130346	135	43	185	1,340	1

Compact floodlight HUPlight30pro

Art. No.	W	H		kg	PU
130352	135	43	185	1,320	1

Magnetic lamp holder



Art. No.	W	H		kg	PU
130343	85	85	40	0,470	1

HUPlightpro Crashtest

LED construction site lamp HUPlight5200hybrid

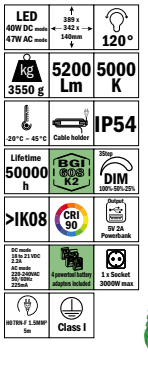

Art. No.	W	H	D	kg	PU
130386	389	342	140	3,550	1

Domed luminaire HUPlight50combi



Art. No.	W	H	kg	PU
130360	280	260	3,400	1

Stand for HUPlight50combi

3 m

Art. No.	W	H		kg	PU
130361	1150	3000	1150	7,000	1

LED Renovation Light HUPlightEasy

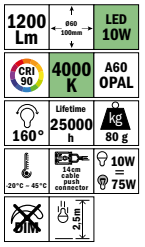

Art. No.	Ø		kg	PU
130380	60	100	0,270	5

LED light strip

LED light strip HUPlightStripe15



Art. No.	W	H		kg	PU
130364	16	8	15000	4,400	1

LED light strip HUPlightStripe25

Art. No.	W	H		kg	PU
130366	16	8	25000	6,500	1

Adjustable cable clip with adhesive socket

Material: Polyamide 6.6, halogen-free, UL94V-2, **for fast and secure attachment of the HUPlightStripes, all 0.5 m.**
Content: 100 units

Art. No.		W	H	Ø	kg	PU
262192	90	12	7,6	3,4	0,00078	100

Adjustable cable clip with adhesive socket

Material: Polyamide 6.6, halogen-free, UL94V-2, **for fast and secure attachment of the HUPlightStripes, all 0.5 m.**
Content: 100 units

Art. No.		W	H	Ø	kg	PU
262193	90	12	7,6	3,4	0,00075	100

Standard program

PU Packing unit PrU Price unit
The legend for abbreviations for all table headers can be found sorted alphabetically on page 188.

Bestseller Premium product

Measuring tools

Folding rules

Art. No.	Typ	⟷	W	kg	PU
240002 ✱	wood	2 m	16	0,100	1
240005	fibre glass	2 m	16	0,138	1

Measuring tapes

Art. No.	⟷	W	kg	PU
240011	3 m	13	0,104	1
240012 ✱	5 m	16	0,179	1

Measuring tapes with double scale

Art. No.	⟷	W	kg	PU
240013	5 m	16	0,179	1

Measuring tapes

Art. No.	⟷	W	kg	PU
240018	20 m	16	0,432	1
240020	25 m	16	0,544	1
240022	30 m	16	0,586	1
240024	50 m	16	0,857	1

Aluminium spirit levels

Art. No.	⟷	Spirit level	kg	PU
240041	300	2	0,168	1
240042 ✱	400	2	0,198	1
240044	600	2	0,282	1
240046	800	2	0,406	1
240048	1000	2	0,534	1

Electrician‘s safety levels

Art. No.	⟷	Spirit level	kg	PU
240057	400	2	0,188	1
240058	600	2	0,274	1

Cabinet levels

Art. No.	⟷	Spirit level	kg	PU
240059 ✱	200	3	0,078	1

Acrylic HUPmini spirit level

Art. No.	⟷	Spirit level	kg	PU
240061	100	2	0,085	1

Precision pocket vernier calipers Stainless

Art. No.	⟷	TMA	kg	PU
240071	232	0 - 150	0,157	1

Precision pocket vernier calipers digital

Art. No.	⟷	TMA	kg	PU
240073	235	0 - 150	0,150	1

Engineers’ squares

Art. No.	⟷	W	kg	PU
240132	150x100	20	0,181	1
240134	200x130	20	0,237	1
240136	250x160	25	0,378	1
240138	300x180	25	0,445	1

Engineers’ squares

Art. No.	⟷	W	kg	PU
240152	150x100	20	0,170	1
240154	200x130	20	0,340	1
240156	250x160	25	0,511	1
240158	300x180	25	0,440	1
240160	400x230	30	0,783	1

Steel point scribers

Art. No.	⟷	kg	PU
240234	250	0,046	1

Carpenters‘ pencils

Art. No.	⟷	kg	PU
150090	150	0,007	12

Multigraph, black, refill 7B, triangular

Art. No.	⟷	kg	PU
150041	240	0,017	1

Deep hole marker

Art. No.	⟷	kg	PU
150025	160	0,020	1
150027	spare lead 10 pc	0,291	1

Deep-hole marker 2-in-1 with a sharpener

Art. No.	⟷	kg	PU
150044	155	0,022	1
150045	spare lead 6 pc	0,021	6

Marking chalk

12 items per packaging unit

Art. No.	Col.	kg	PU
150015 B ✱	blue	0,017	1
150015 G	yellow	0,017	1
150015 R	red	0,016	1

Holder for marking chalk

suitable for marking chalk art. 150015

Art. No.	Col.	kg	PU
150015/1	black	0,034	1

Chalk line roller Squid, 15 m

Art. No.	Length		kg	PU
150019 ✱	15	Squid	0,291	1

Chalk

in plastic bottles, 250 g

Art. No.	Content g	Col.	kg	PU
140510	50	red	0,284	1
140520 ✱	50	blue	0,276	1
140530	50	yellow	0,279	1

Standard program

haupa®

... convincing solutions

Maintenance / Workshop equipment

Hand brush Prestige short

- Soft Elaston PET bristles
- Unvarnished wooden body
- 29 cm
- Handle with hole for hanging up

Art. No.	↔	kg	PU
393000 ✱	290	0,180	1

Hand brush Prestige short

- Soft coconut bristles
- Unvarnished wooden body
- 29 cm
- Handle with hole for hanging up

Art. No.	↔	kg	PU
393038	290	0,180	1

Hand brush Prestige long

- Soft Elaston PET bristles
- Unvarnished wooden body
- 43 cm
- Handle with hole for hanging up

Art. No.	↔	kg	PU
393002	430	0,240	1

Hand brush Prestige long

- Soft coconut bristles
- Unvarnished wooden body
- 43 cm
- Handle with hole for hanging up

Art. No.	↔	kg	PU
393040	430	0,180	1

Street broom

- Elaston
- 40 cm
- 6/15 rows

Art. No.	↔	kg	PU
393008	400	0,269	1

Broom, for rough dirt

- Elaston
- 40 cm
- For coarse dirt
- Made from wooden corbel
- With hole for handle

Art. No.	↔	kg	PU
393012	400	0,269	1

Broom, for rough dirt

- Soft coconut bristles
- 40 cm / 60 cm
- For coarse dirt
- Made from wooden corbel
- With hole for handle

Art. No.	↔	kg	PU
393034	400	0,269	1
393036	600	0,269	1

Broom, for smooth ground

- 40 cm
- For smooth floors and fine dirt
- Made from wooden corbel
- With hole for handle

Art. No.	↔	kg	PU
393010	400	0,269	1

Metal dustpan with wooden handle

- Made from metal
- Wooden handle with hole for hanging up
- Robust version
- 450 x 230 mm

Art. No.	↔	W	kg	PU
393006 ✱	450	230	0,269	1

Bucket

Made from plastic
- 12 l / 20 l
- With carry handle

Art. No.	L	Col.	kg	PU
300102 ✱	12	black	0,450	1
300115	20	black	1,300	1

Broomstick

- Sanded cleanly
- Rounded head
- 1400 mm

Art. No.	↔	kg	PU
393004	1400	0,269	1

Textile tape

- 50 m



Art. No.	W	↔	Col.	kg	PU
393016	50	50 m	grey	0,269	1

Tarpaulin premium

- 12 my
- 4 x 12,5 m

Art. No.	↔	W	kg	PU
393026	12500	4000	0,269	1

Tarpaulin, strong

- 30 my
- 4 x 5 m

Art. No.	↔	W	kg	PU
393022	5000	4000	0,520	1

Standard program

PU Packing unit PrU Price unit
The legend for abbreviations for all table headers can be found sorted alphabetically on page 188.

✱ Bestseller Premium product

Tarpaulin, strong

- 30 my
- 4 x 12,5 m

Art. No.	↔	W	kg	PU
393024	12500	4000	1,280	1

Dust protection door, multi-fleece

Art. No.	W	H	kg	PU
393032	1200	2200	0,269	1

Builders waste sack

- LDPE
- Roll containing 5 sacks
- 75 l
- 100 my
- 575 x 1000 mm

Art. No.	↔	W	L	kg	PU
393018	1000	575	75	0,269	1

Waste sack, extra

- LDPE
- Roll containing 10 sacks
- 120 l
- 50 my
- 700 x 1100 mm

Art. No.	↔	W	L	kg	PU
393020 ✱	1100	700	120	0,600	1

Construction foil Profi

- 3 x 10 m
- 200 g/m²

Art. No.	↔	W	kg	PU
393030	10000	3000	5,500	1

Multi-fleece

- 1 x 10 m

Art. No.	↔	W	kg	PU
393028 ✱	10000	1000	2,200	1

Maintenance set with bucket

Art. No.	set	kg	PU
393107	6	0,800	1

Wire brushes

Art. No.	↔	kg	PU
150002	300	0,131	1

Water brushes

Art. No.	W	kg	PU
150004	24	0,036	1

Plaster cups

Art. No.	Ø	D	kg	PU
150006 ✱	125	90	0,105	1

Plaster pan

with wooden handle

Art. No.	Ø	D	kg	PU
150008	160	40	0,341	1
150010	180	60	0,369	1

Paint scrapers

Art. No.	↔	W	kg	PU
150024	185	40	0,043	1
150026 ✱	205	50	0,051	1
150028	205	60	0,047	1

Trowel

high quality stainless steel, rustproof, with red lacquered handle, 3 point rib welding

Art. No.	↔	kg	PU
150012	160	0,341	1
150029	180	0,341	1

Trowel Profi

Trowel blade and handle forged from a blank, guaranteed not welded, blade hardened, conical ground

Art. No.	↔	kg	PU
150033	160	0,341	1
150039	180	0,341	1

Warning sign, plastic Caution, Wet floor, yellow

Only for German- and English-speaking countries.

Art. No.	kg	PU
300117	3,850	1

Standard program

Lashing belts

DIN lashing belt 400 daN, one-piece

Art. No.	↔	W	kN	kg	PU
393150	8000	25	4	0,350	1

DIN lashing belt 400 daN, two-piece with hook

Art. No.	↔	W	kN	kg	PU
393152	8000	25	4	0,450	1

DIN lashing belt 1000 daN, one-piece



Art. No.	↔	W	kN	kg	PU
393154	8000	35	10	1,000	1

DIN lashing belt 1000 daN, two-piece with hook



Art. No.	↔	W	kN	kg	PU
393156	8000	35	10	1,400	1

DIN strap 340daN 25 mm, 3,5 m, rewind function

Art. No.	↔	W	kN	kg	PU
393158	3500	25	3,4	0,750	1

Ladders

Aluminium telescoping stepladder

Rungs: 6+2
Retracted: 0,74 m

Art. No.	↔	W	kg	PU
392804	2.3	690	14,500	1

Aluminium telescoping stepladder

Rungs: 8+2
Retracted: 0,79 m

Art. No.	↔	W	kg	PU
392806	3	760	20,000	1

Aluminium telescoping single-ladder

Rungs: 9
Retracted: 0,72 m

Art. No.	↔	W	kg	PU
392800	2.6	490	8,100	1

Aluminium telescoping single-ladder

Rungs: 13
Retracted: 0,86 m

Art. No.	↔	W	kg	PU
392802	3.8	880	15,000	1

Standard program

PU Packing unit PrU Price unit
The legend for abbreviations for all table headers can be found sorted alphabetically on page 188.

✱ Bestseller Premium product

Chisels, centre punches

PREMIUM

Flat chisels to DIN 6453 A, flat oval shank

Art. No.	↔	CW	Mat/S	Mat/S	kg	PU
180008	200	28	23	13	0,392	1
180010	250	28	23	13	0,490	1
180012	300	32	26	13	0,606	1

Stone chisels, flat oval shank

Art. No.	↔	CW	Mat/S	Mat/S	kg	PU
180042	250	28	20	12	0,394	1
180044 ✱	300	32	23	13	0,584	1

Stone chisels, octagonal shank

Art. No.	↔	CW	Mat/S	Mat/S	kg	PU
180062	250	28	16	16	0,387	1
180064	300	30	18	18	0,595	1

Jointing chisel

Art. No.	↔	CW	Mat/S	Mat/S	kg	PU
180076 ✱	250	26	26	7	0,302	1

Stone chisels, octagonal shank

Art. No.	↔	CW	Mat/S	Mat/S	kg	PU
180082	250	14	14	14	0,358	1
180084	300	16	16	16	0,573	1

Electricians' chisels

Art. No.	↔	CW	Mat/S	Mat/S	kg	PU
180090	200	8	6	6	0,052	1
180092 ✱	250	10	8	8	0,119	1
180094	250	12	8	8	0,121	1

Centre punch to DIN 7250

Art. No.	↔	Ø1	kg	PU
180120	120	12	0,091	1

Rubber hand guard

for chisels flat oval shank

Art. No.	size	Mat/S	Mat/S	kg	PU
180110	3	23	13	0,125	1

Firmer chisels DIN 5139

Art. No.	↔	SB	BL	kg	PU
180464	280	14	150	0,120	1
180466	280	16	150	0,132	1
180468	280	18	150	0,161	1
180470	280	20	150	0,170	1
180474	280	24	150	0,193	1

Pin punch set

PREMIUM

Art. No.	Ø	kg	PU
180170	3/4/5/6/8/10	0,502	1

Hatchets, hammers

Household hatchet

Art. No.	kg	PU
180173	0,600	1

Claw hammer

wood handle

Art. No.	Oz	kg	PU
180321	16	0,621	1

Claw hammer

fibre glass handle

Art. No.	Oz	kg	PU
180323	16	0,748	1

Engineers' hammer DIN 1041

with polished hickory handle

Art. No.	HG	kg	PU
180182	200	0,288	1
180184 ✱	300	0,462	1
180186	400	0,561	1
180188	500	0,684	1

Engineers' hammer DIN 1041

Art. No.	HG	kg	PU
180200	300	0,552	1
180202	500	0,740	1

Fitter's hammer with 3-component handle

Art. No.	HG	↔	kg	PU
180214	300	320	0,533	1
180218	500	320	0,733	1
180222	1000	320	1,233	1

Engineers' hammer

Art. No.	HG	kg	PU
180274	340	0,416	1
180276	450	0,485	1

Hammers

Sledge hammer to DIN 6475

Art. No.	HG	kg	PU
180290	1000	1,210	1
180292	1250	1,504	1

Sledge hammer to DIN 6475

Art. No.	HG	kg	PU
180300 ✱	1000	1,093	1
180302	1250	1,375	1

Club hammer with 3-component handle

Art. No.	HG	↔	kg	PU
180301	1000	260	1,230	1

Soft-head hammer

Art. No.	Ø1	kg	PU
180334	32	0,328	1
180346	32 replacement heads	0,460	1

Soft-faced hammer with 3-component handle

Art. No.	Ø1	kg	PU
180336	32	0,690	1
180337	32 replacement heads	0,017	1
180338	40	0,710	1
180339	40 replacement heads	0,035	1

Standard program

Steel stamps

Steel stamp, figures (0 - 9) DIN 1451

Art. No.	size	set	kg	PU
130200	3	0-9	0,160	1
130201	4	0-9	0,243	1
130202	5	0-9	0,300	1
130203	6	0-9	0,450	1
130204	8	0-9	0,650	1
130206	10	0-9	0,800	1

Steel stamp, letters (A - Z), DIN 1451

Art. No.	size	set	kg	PU
130208	3	A-Z	0,461	1
130209	4	A-Z	0,650	1
130210	5	A-Z	0,850	1
130211	6	A-Z	1,200	1
130212	8	A-Z	1,950	1
130214	10	A-Z	2,479	1

Files

Contact files

Art. No.	↔	set	kg	PU
190126	130	6	0,078	1

File assortments

190130 | bastard cut 1
190132 | smooth cut 3

Art. No.	↔	set	kg	PU
190130	100	5	0,784	1
190132 ✱	200	5	0,799	1

Cable stripping knives

Cable stripping or lead tube knives

Art. No.	BL		kg	PU
200008	40	1	0,047	1

Cable stripping knives

Art. No.	BL		kg	PU
200010	60	1	0,073	1

Cable stripping knives

Art. No.	BL		kg	PU
200011 ✱	60	1	0,082	1

Cable stripping knives

Art. No.	BL		kg	PU
200012	60	1	0,079	1

Cable stripping knives

Art. No.	BL		kg	PU
200014	60	2	0,078	1

Cable stripping knives

Art. No.	BL		kg	PU
200016	60	3	0,089	1

Cable stripping knives

Art. No.	BL		kg	PU
200018	60	4	0,092	1

Utility knives

Utility metal knives

Art. No.	KB	kg	PU
200025	9	0,072	1

Snap blades

10-pieces, suitable for article 200025

10 x

Art. No.	KB	kg	PU	PrU
200025/KL	9	0,050	1	1

Utility metal knives

Art. No.	KB	kg	PU
200027 ✱	18	0,150	1

Safety knife

Art. No.	BL	kg	PU
200209	18	0,150	1

Snap blades

10-pieces, suitable for article 200027 + 200209

10 x

Art. No.	KB	kg	PU	PrU
200032	18	0,054	1	1

Safety safety knife

Art. No.	↔	KB	kg	PU
200021	148	20	0,111	1

Loose knife, hooked blade

10-pieces, suitable for article 200021

10 x

Art. No.	kg	PU	PrU
200028	0,0038	1	1

Loose knife, trapezoidal blade

10-pieces, suitable for article 200021

10 x

Art. No.	kg	PU	PrU
200030	0,0046	10	1

Standard program

PU Packing unit PrU Price unit
The legend for abbreviations for all table headers can be found sorted alphabetically on page 188.

✱ Bestseller Premium product

Utility knife professional HUPblackSeries9

Art. No.	↔	BL	W	ØBL	kg	PU
200220	145	80	9	0,38	0,111	1

Blade dispenser HUPblades9

suitable for Art. No. 200220, 200025

Art. No.	↔	W	kg	PU	PrU
200221	80	9	0,111	10	1

Utility knife professional HUPblackSeries18

Art. No.	↔	BL	W	ØBL	kg	PU
200222	167	100	18	0,6	0,111	1

Blade dispenser HUPblades18

suitable for Art. No. 200222, 200027, 200209

Art. No.	↔	W	kg	PU	PrU
200223	100	18	0,111	10	1

Tin snips, tube cutters

Hole-cutting tin snips

large radii

Art. No.	↔	kg	PU
200140	250	0,523	1

Small tube cutter

Art. No.	Ø	kg	PU
200190	3-16	0,107	1
200192	3-16	0,025	1

Saws, saw blades

Junior hacksaw

Art. No.	Sbl.	kg	PU
200280	150	0,149	1

Junior hacksaw DIN 6473 C

Art. No.	Sbl.	kg	PU
200284	150	0,069	1

Junior hacksaw

Art. No.	Sbl.	kg	PU
200285	150	0,164	1

Junior hacksaw

Art. No.	Sbl.	kg	PU
200287	150	0,164	1

Hand saw PUK

PREMIUM

Art. No.	Sbl.	kg	PU
200290 ✱	150	0,100	1

Hand saw PUK

Art. No.	Sbl.	kg	PU
200292	150	0,119	1

PUK saw

Art. No.	Sbl.	kg	PU
200282	300	0,100	1

Hacksaw blades PUK

DIN 6494C – for Art. No. 200292, 200280, 200290, 200284, 200285, 110558

Art. No.	Sbl.	kg	PU	PrU
200286	150	0,0036	12	1

Hacksaw blades PUK

DIN 6494C – for Art. No. 200292, 200280, 200290, 200284, 200285, 110558

Art. No.	Sbl.	kg	PU	PrU
200288	150	0,0036	12	1

Hacksaw frame

PREMIUM

Art. No.	Sbl.	kg	PU
200304 ✱	300	0,408	1

Hacksaw blades to DIN 6494

type A, single sided blade HSS-Bi-metal

Art. No.	Sbl.	kg	PU
200310	300	0,016	1

Twist drills, ground

Twist drills DIN 338/HSS type N

Packaging unit in blister pack:
0,5 - 3,0 mm; 1 SPU = 3 pieces
3,2 - 6,0 mm; 1 SPU = 2 pieces
6,5 - 13,0 mm; 1 SPU = 1 piece

Art. No.	Øc-hole		SL	↔	kg	PU
230010	0,5		6	22	0,004	1
230020	1		12	34	0,003	1
230030	1,5		18	40	0,003	1
230032	1,6	**M2**	20	43	0,003	1
230040	2		24	49	0,005	1
230050	2,5	**M3**	30	57	0,0054	1
230060	3		33	61	0,005	1
230064	3,2		36	65	0,005	1
230066	3,3	**M4**	36	65	0,006	1
230070	3,5		39	70	0,007	1
230080	4		43	75	0,008	1
230084	4,2	**M5**	43	75	0,008	1
230090	4,5		47	80	0,010	1
230100	5	**M6**	52	86	0,010	1
230110	5,5		57	93	0,015	1
230120	6	**M7**	57	93	0,018	1
230130	6,5		63	101	0,022	1
230136	6,8	**M8**	69	101	0,026	1
230140	7		69	109	0,027	1
230160	8		75	117	0,036	1
230170	8,5	**M10**	75	117	0,040	1
230180	9		81	125	0,048	1
230190	9,5		81	125	0,054	1
230200	10		87	133	0,060	1
230204	10,2	**M12**	87	133	0,067	1
230210	10,5		87	133	0,070	1
230220	11		87	133	0,078	1
230230	11,5		94	142	0,086	1
230240	12	**M14**	101	151	0,103	1
230244	12,5		101	151	0,109	1
230250	13		101	151	0,100	1

Twist drills DIN 338/HSS type N

Art. No.	set	Ø	kg	PU
230312	19	1 - 10	0,540	1
230312/R	19	1 - 10	0,284	1
230312/TIN	19	1 - 10	0,345	1
230314	25	1 - 13	1,270	1
230314/R	25	1 - 13	1,213	1
230314/TIN	25	1 - 13	1,290	1

Bulk storage chest for twist drills

Art. No.	set	kg	PU
230301/TIN	170	4,550	1

Drills

Auger bit, type Lewis

Art. No.	↔	Ø	kg	PU
231502	460	6	0,005	1
231508	235	10	0,098	1
231516	235	14	0,160	1
231524	235	18	0,200	1
231526	460	18	0,468	1
231528	235	20	0,005	1
231530	460	20	0,005	1
231532	235	22	0,300	1
231540	235	26	0,005	1
231544	235	28	0,005	1
231546	460	28	0,005	1

Drill type machine bits for wood

Art. No.	↔	Ø	kg	PU
230616	70	3	0,005	1
230618	80	4	0,008	1
230620	90	5	0,011	1
230622	100	6	0,015	1
230626	120	8	0,031	1
230628	130	9	0,039	1
230630	137	10	0,047	1
230634	150	12	0,075	1
230636	170	13	0,088	1

Flat bits

Art. No.	Ø	↔	⬡	kg	PU
230732	10	150	6	0,0495	1
230734	12	150	6	0,0495	1
230736	14	150	6	0,047917	1
230738	16	150	6	0,051083	1
230740	18	150	6	0,047083	1
230742	20	150	6	0,045	1
230746	24	150	6	0,045	1

Casing drill

Art. No.	↔	Ø	kg	PU
231750	400	6	0,100	1
231752	400	8	0,005	1
231754	400	10	0,160	1
231756	400	12	0,200	1
231758	400	13	0,200	1
231760	400	17	0,005	1
231766	400	22	0,200	1

Masonry drills

Masonry drills DIN 8039

Art. No.	↔	Ø	SL	kg	PU
230330	70	3	40	0,011	1
230331	75	3,5	45	0,056	1
230332	80	4	45	0,008	1
230334	85	4,5	50	0,008	1
230338	95	5,5	55	0,012	1
230340	100	6	60	0,018	1
230342	105	6,5	65	0,018	1
230344	110	7	65	0,018	1
230346	120	8	70	0,027	1
230352	140	10	90	0,035	1
230354	150	11	95	0,082	1
230356	160	12	105	0,090	1
230358	170	13	110	0,100	1
230360	180	14	115	0,120	1
230362	190	15	125	0,165	1
230364	190	16	125	0,0915	1

Masonry drills DIN 8039

Art. No.	↔	Ø	SL	kg	PU
230370	400	8	300	0,130	1
230372	400	10	300	0,124	1
230376	400	14	300	0,316	1
230378	400	16	300	0,232	1
230380	400	18	300	0,460	1
230382	400	20	300	0,608	1
230400	600	8	500	0,222	1
230402	600	10	500	0,222	1
230404	600	12	500	0,330	1
230406	600	14	500	0,463	1
230408	600	16	500	0,568	1
230410	600	18	500	0,715	1
230412	600	20	500	0,896	1
230414	600	22	500	1,164	1

PU Packing unit PrU Price unit
The legend for abbreviations for all table headers can be found sorted alphabetically on page 188.

✱ Bestseller Premium product

Masonry drill bit

Art. No.	⟷	Ø	kg	PU
231700	70	3	0,0073	1
231702	85	4	0,0108	1
231704	95	5	0,0166	1
231706	100	6	0,018	1
231708	100	7	0,020	1
231710	120	8	0,027	1
231712	120	9	0,030	1
231714	120	10	0,035	1
231716	150	11	0,090	1
231718	150	12	0,100	1

SDS hammer drill bits

PREMIUM

Art. No.	⟷	Ø	SL	kg	PU
230430	110	5	50	0,037	1
230431	160	5	100	0,042	1
230432	110	5,5	50	0,037	1
230433	160	5,5	100	0,045	1
230434	110	6	50	0,039	1
230436	160	6	100	0,045	1
230438	110	6,5	50	0,038	1
230438/A	160	7	100	0,050	1
230440	110	7	50	0,041	1
230442	110	8	50	0,046	1
230442/A	160	8	100	0,056	1
230444	210	8	150	0,064	1
230444/A	460	8	400	0,150	1
230448	160	10	100	0,065	1
230450	210	10	150	0,087	1
230450/A	260	10	150	0,118	1
230451	460	10	400	0,192	1
230453	210	12	150	0,107	1
230454	160	12	100	0,097	1
230456	260	12	200	0,159	1
230457	460	12	400	0,263	1
230458	160	13	85	0,111	1
230459	600	12	540	0,286	1
230460	160	14	100	0,087	1
230460/A	260	14	200	0,1799	1
230461	460	14	400	0,257	1
230464	210	16	150	0,197	1
230466	460	16	400	0,418	1
230467	600	14	540	0,339	1
230473	600	16	540	0,561	1
230474	210	20	150	0,246	1
230475	460	18	400	0,475	1
230478/1	600	10	540	0,270	1
230395	460	20	400	0,585	1
230396	600	20	540	0,737	1
230397	460	22	400	0,669	1
230398	460	25	400	0,998	1

SDS-Nut-hammer drill sets

Content: 5, 6, 8 x 110 / 6, 8, 10, 12 x 160

PREMIUM

Art. No.	set	kg	PU
230479	7	0,679	1

SDS-hammer drill sets

Content: 5, 6 x 110 / 6, 8, 10 x 160

Art. No.	set	kg	PU
230979	5	0,261	1

SDS hammer drill bits

Art. No.	⟷	Ø	SL	kg	PU
230900 ✱	110	5	50	0,036	1
230902	160	5	100	0,042	1
230904	110	5,5	50	0,036	1
230906/1	160	5,5	100	0,043	1
230908 ✱	110	6	50	0,040	1
230910 ✱	160	6	100	0,045	1
230912	110	6,5	50	0,041	1
230914	160	6,5	100	0,045	1
230916 ✱	110	7	50	0,040	1
230918	160	7	100	0,045	1
230920	110	8	50	0,045	1
230922 ✱	160	8	100	0,055	1
230924	210	8	150	0,067	1
230926 ✱	160	10	100	0,068	1
230928	210	10	150	0,095	1
230930/1	260	10	150	0,107	1
230932	450	10	400	0,155	1
230934	600	10	540	0,365	1
230936	260	11	210	0,070	1
230938	160	12	100	0,077	1
230940	210	12	150	0,106	1
230942	310	12	260	0,120	1
230944	460	12	400	0,250	1
230946	600	12	540	0,315	1
230948	160	13	100	0,085	1
230950	160	14	100	0,200	1
230952	260	14	210	0,250	1
230954/1	460	14	400	0,300	1
230956	600	14	540	0,365	1
230958	160	15	100	0,120	1
230960	210	16	150	0,195	1
230962/1	460	16	400	0,346	1
230964	600	16	540	0,418	1
230966	200	18	140	0,180	1
230968	460	18	400	0,395	1
230970	210	20	150	0,221	1
230972	310	20	250	0,383	1
230974	460	20	400	0,503	1
230976	460	22	400	0,583	1
230978	460	25	400	0,753	1

Step drills

Combination step drills/HSS

PREMIUM

Art. No.	c-hole	Ø min.	Ø max.	kg	PU
231319 ✱	10.5 38,5	8,5	40,5	0,269	1

Step drills /HSS

Art. No.	Ø min.	Ø max.	kg	PU
231324	8,5	40,5	0,199	1

Step drills /HSS

Art. No.	Ø min.	Ø max.	kg	PU
231326	8,5	30,5	0,208	1

Step drills /HSS

Art. No.		Ø min.	Ø max.	kg	PU
231320	PG	7	40	0,237	1
231322	PG	7	30	0,151	1

Step drills /HSS

Art. No.	Ø min.	Ø max.	⬡	kg	PU
231336	4	12	6	0,027	1
231338	12	20	10	0,079	1
231340	20	30	12	0,203	1
231342	30	40	12	0,371	1
231350	4	12	6	0,027	1
231352	4	20	8	0,059	1
231354	6	30	10	0,162	1

Step drills assortiment/HSS

Content: Ø 4 - 12 mm, Ø 12 - 20 mm, Ø 20 - 30 mm

Art. No.	set	Ø	kg	PU
231327	3	4 - 30	0,597	1

Standard program

haupa®

... convincing solutions

Cone drills

Cone drills/Aerial drills/HSS

Art. No.	Ø min.	Ø max.		kg	PU
231300	3	14	6	0,027	1
231301	6	20	8	0,055	1
231330	6	22,5	8	0,085	1
231302	16	30	10	0,139	1
231304	26	40	12	0,265	1
231305 ✱	6	30	10	0,166	1
231306	36	50	12	0,350	1
231307	46	60	13	0,551	1

Set of cone drills/HSS

Content: 1 piece each No. 1, 2, 3 (Ø 3 - 30 mm)

Art. No.	Ø	set	kg	PU
231312	3 - 30	3	0,510	1

Screw punches

Screw punches

Art. No.	PG	screws	kg	PU
180513	ISO 16	180530	0,101	1
180515	ISO 20	180530	0,115	1
180517	ISO 25	180530	0,154	1
180519	ISO 32	180532	0,320	1
180521	ISO 40	180532	0,950	1
180523	ISO 50	180534	0,636	1
180525	ISO 63	180534	0,974	1
180500	PG9	180530	0,097	1
180502	PG11	180530	0,106	1
180504	PG13,5	180530	0,115	1
180506	PG16	180530	0,100	1
180508	PG21	180530	0,176	1
180510	PG29	180532	0,400	1
180512	Ø 30,5	180534	0,202	1
180514	PG36	180534	0,590	1
180516	PG42	180534	1,250	1
180518	PG48	180534	0,319	1
180520	Ø 28,6	180530	0,250	1

Spare screws

metric

Art. No.	size	kg	PU
180530	10 x 1,0	0,048	1
180532	12 x 1,5	0,070	1
180534	16 x 1,5	0,139	1

Diamond hollow core cutters

Diamond hollow core cutters

Art. No.	Ø	kg	PU
230676	68	0,453	1
230677	82	0,590	1

Diamond hollow core cutters

Art. No.	Ø		Ø	kg	PU
230676/K	68	SDS-plus	8	0,672	1
230677/K	82	SDS-plus	8	0,764	1

Diamond hollow core cutter special

laser-welded

Art. No.	Ø		Ø	kg	PU
230885/K	68	SDS-plus	8	0,450	1
230886/K	82	SDS-plus	8	0,787	1

Drill for Diamond hollow core cutters

Art. No.	↔	Ø	kg	PU
230679	120	9	0,044	1

Shank for hollow core cutters, SDS-Plus

Art. No.	↔		kg	PU
230681/K	100	SDS-plus	0,150	1

Cutting discs

Diamond cutting disk Spezial

These HAUPA discs can cut everything but stone!

Video 230727

Art. No.	Ø	kg	PU
230727	115	0,120	1
230731 ✱	125	0,140	1

Diamond cutting blades

Art. No.	Ø		kg	PU
230689	115		0,100	1
230691	125		0,149	1
230720	135	FUBAG	0,193	1
230721	140	FLEX	0,219	1
230704	150		0,245	1
230705	180		0,317	1
230706	230		0,700	1
230711	300		1,256	1

Diamond cutting blades

Art. No.	Ø	kg	PU
230701	115	0,132	1
230702	125	0,169	1
230708	180	0,339	1
230709	230	0,681	1

Diamond cutting blades, TBM Turbo

Art. No.	Ø	kg	PU
230722	115	0,120	1
230723	125	0,134	1
230725	230	0,706	1

PU Packing unit PrU Price unit
The legend for abbreviations for all table headers can be found sorted alphabetically on page 188.

✱ Bestseller Premium product

Hollow saws

T.C.T. Hole Saw

Art. No.	Ø	ST	Ø	kg	PU
392100	16	12	6,5	0,046	1
392102	20	31	6,5	0,046	1
392104	22	31	6,5	0,046	1
392106	22,5	31	6,5	0,0978	1
392108	25	31	6,5	0,046	1
392110	30	31	6,5	0,046	1
392112	32	31	6,5	0,046	1
392114	35	31	6,5	0,046	1
392116	40	31	6,5	0,046	1
392118	50	31	6,5	0,046	1
392120	60	31	6,5	0,046	1

T.C.T. center drill for hole saw arbors

Art. No.	⟷	Ø	kg	PU
392122	100	6,5	0,089	1

Spring for hole saw arbors

Art. No.	kg	PU
392124	0,046	1

T.C.T. Hole Saw Fastcut

Art. No.	Ø Inch	Ø ST	Ø	kg	PU
231942	3/4	19	50	6,350,047	1
231944	7/8	22	50	6,350,062	1
231946	1	25	50	6,350,077	1
231950	1 3/16	30	50	6,350,115	1
231952	1 1/4	32	50	6,350,122	1
231954	1 3/8	35	50	6,350,133	1
231956	1 9/16	40	50	6,350,123	1
231958	1 3/4	44	50	6,350,144	1
231960	2	51	50	6,350,179	1
231962	2 1/8	54	50	6,350,198	1
231964	2 3/8	60	50	6,350,206	1
231966	2 1/2	64	50	6,350,267	1
231968	2 9/16	65	50	6,350,279	1
231970	2 11/16	68	50	6,350,275	1
231972	2 3/4	70	50	6,350,316	1
231974	3	76	50	6,350,298	1
231976	3 1/8	79	50	6,350,379	1
231978	3 1/4	83	50	6,350,428	1
231980	4	102	50	6,350,591	1
231982	4 1/2	114	50	6,350,773	1

Bi-Metal Hole Saws 10 tpi 8% Cobalt

Art. No.	Ø	ST	Ø	kg	PU
392050	16	31	6,5	0,046	1
392052	19	31	6,5	0,046	1
392054	20	31	6,5	0,046	1
392056	21	31	6,5	0,046	1
392058	22	31	6,5	0,046	1
392060	24	31	6,5	0,046	1
392062	25	31	6,5	0,046	1
392064	29	31	6,5	0,046	1
392066	30	31	6,5	0,046	1
392070	38	31	6,5	0,046	1
392072	40	31	6,5	0,046	1

Bi-Metal Hole Saws 4 - 6 tpi 8% Cobalt

Art. No.	Ø Inch	Ø ST	Ø	kg	PU
231803	9/16	14	30	6,350,036	1
231900	3/4	19	35	6,350,036	1
231901/21		21	30	6,50,046	1
231902	7/8	22	35	6,350,046	1
231904	1	25	35	6,350,071	1
231904/29		29	30	6,50,046	1
231906	1 1/6	27	35	6,350,075	1
231908	1 3/16	30	35	6,350,079	1
231910	1 1/4	32	35	6,350,085	1
231912	1 3/8	35	35	6,350,092	1
231912/38		38	30	6,50,046	1
231914 ✱	1 9/16	40	35	6,350,086	1
231914/46		46	30	6,50,046	1
231916	1 3/4	44	35	6,350,105	1
231918 ✱	2	51	35	6,350,133	1
231920	2 1/8	54	35	6,350,145	1
231922	2 3/8	60	35	6,350,168	1
231924	2 1/2	64	35	6,350,192	1
231926	2 9/16	65	35	6,350,198	1
231928 ✱	2 11/16	68	35	6,350,214	1
231930	2 3/4	70	35	6,350,223	1
231931 ✱	2 7/8	73	35	6,350,236	1
231932	3	76	35	6,350,253	1
231934	3 1/8	79	35	6,350,275	1
231936 ✱	3 1/4	83	35	6,350,304	1
231938	4	102	35	6,350,429	1
231939/111		111	30	6,50,046	1
231940	4 1/2	114	35	6,350,549	1
231940/127		127	30	6,50,046	1
231940/152		152	30	6,50,046	1
231940/210		210	30	6,51,760	1

Hole saw with edge countersink and board ejector

Art. No.	Ø Inch	Ø ST	Ø	kg	PU
231929	2 11/16	68	35	6,35 0,036	1

Adapter for hollow saws

Quick change holder for hole saws RE-LOAD

Art. No.	Ø	Shank Ø	kg	PU
392010	14 - 210	9,5	0,046	1

Adapter assortment for holder RE-LOAD

Art. No.	Ø	Shank Ø	kg	PU
392012	14 - 30	9,5	0,046	1
392014	32 - 210	9,5	0,046	1
392016	14 - 210	9,5	0,046	1

Adapter assortment for hole enlarger RE-LOAD

Art. No.	Ø	Shank Ø	kg	PU
392018	14 - 210	9,5	0,046	1

Standard program

Centre drill for holder RE-LOAD

RE-LOAD

Art. No.	↔	Ø	kg	PU
392020	100	6,5	0,046	1

Centre drill for holder 392024 | 392026 | 392028

Art. No.	↔	Ø	kg	PU
392022	102	6,3	0,046	1

Hex shank with plug ejection

Art. No.	Ø	Shank Ø	kg	PU
392028	32 - 210	9,5	0,046	1

SDS-shank

Art. No.	Ø	Shank Ø	kg	PU
392024	14 - 30	11	0,046	1

SDS-shank

Art. No.	Ø	Shank Ø	kg	PU
392026	32 - 210	11	0,046	1

Adapter „QuickLock“

Art. No.	Ø	Shank Ø	kg	PU
231998	14 - 30	8	0,067	1
231999 ✱	32 - 210	11	0,107	1

Centre drills for 231998 / 231999

Art. No.	↔	Ø	kg	PU
232007	120	9	0,020	1

Hollow saws

Compass saw set bi-metal

Set in black plastic case, dimensions: 255 x 210 x 72 mm
Content:
- HSS bi-metal compass saws Ø 22mm (231902), Ø 27mm (231906), Ø 32mm (231910), Ø 44mm (231916), Ø 68mm (231928), Ø 76mm (231932), Ø 83mm (231936)
- Drill holder, QuickLock with hexagonal receiver: Size 14-30 (231998) and size 32-152 (231999)

Art. No.	set	kg	PU
232011	9	1,850	1

Bi-metal hole saw set

RE-LOAD

Set in black plastic case, dimensions: 255 x 210 x 72 mm
Content:
- Hole saws bi-metal 35 mm
- Hole saws bi-metal 68 mm
- Hole saws bi-metal 76 mm
- Quick change holder for hole saws RE-LOAD
- 3 adapters for holder RE-LOAD 32 - 210 mm

Art. No.	set	kg	PU
231984	6	0,900	1

Bi-metal hole saw set QuickChange

Set in black plastic case, dimensions: 255 x 210 x 72 mm
Content:
- Hole saws bi-metal 35 mm
- Hole saws bi-metal 40 mm
- Hole saws bi-metal 51 mm
- Hole saws bi-metal 68 mm
- Hole saws bi-metal 73 mm
- Hole saws bi-metal 83 mm
- Adapter QuickLock

Art. No.	set	kg	PU
230002	7	1,785	1

Standard program

PU Packing unit PrU Price unit
The legend for abbreviations for all table headers can be found sorted alphabetically on page 188.

✱ Bestseller Premium product

Threading bits, taps

HSS taps Direct cutter

Art. No.	Ø	⬡	kg	PU
230982	4	4,5	0,008	1
230984	5	6	0,014	1
230986	6	6	0,017	1
230988	8	6	0,012	1

Taps for armoured steel conduits, metric thread

Art. No.	Ø	kg	PU
140236	16	0,040	1
140238	20	0,060	1
140240	25	0,206	1
140242	32	0,359	1
140244	40	0,648	1
140246	50	0,230	1
140248	63	1,688	1

Adjustable tap wrenches

Art. No.	thd.	tap wrench	kg	PU
140180	M 7-25	PG 7-21	0,850	1

Adjustable tap wrenches DIN 1814

Art. No.	thd.	tap wrench	kg	PU
231050	M1 - 8	0	0,050	1
231052	M1 - 10	1	0,099	1
231054	M1 - 12	1,5	0,097	1
231056	M4 - 12	2	0,285	1
231058	M5 - 21	3	0,700	1
231060	M9 - 27	4	1,270	1
231062	M12 - 33	5	1,630	1
231064	M19 - 38	6	4,520	1

Nipple threading dies

Art. No.	thd.	kg	PU
140190	M 10	0,100	1
140192	M 10	0,130	1

Nipple threading dies

Art. No.	thd.	kg	PU
140210	M 10, M 13	0,210	1

Ratchet wrenches

Art. No.	↔	thd.	⬡	kg	PU
231070	85	M3 - 10	2,4 - 5,5	0,174	1
231072	100	M5 - 12	4,5 - 8,0	0,271	1
231074	250	M3 - 10	2,4 - 5,5	0,027	1
231076	300	M5 - 12	4,5 - 8,0	0,420	1

Complete stocks, metric thread

Art. No.	thd.	kg	PU
140214	M 16, M 20, M 25	1,000	1
140216	M 10	1,350	1

Complete stocks, metric thread

Art. No.	thd.	kg	PU
140218	M 32, M 40	2,850	1
140220	M 50, M 63	3,500	1

Dies, metric thread

Art. No.	thd.	kg	PU
140222	M16	0,175	1
140224	M 10	0,138	1
140226	M 10, M 13	0,145	1
140228	M32	0,477	1
140230	M 40	0,130	1
140232	M 50	0,980	1
140234	M 63	0,791	1

Guides, metric

Art. No.	Ø	kg	PU
140250	16	0,037	1
140252	20	0,040	1
140254	25	0,035	1
140256	32	0,030	1
140258	40	0,060	1
140260	50	0,070	1
140262	63	0,134	1

Screw extractor set

Art. No.	size	set	kg	PU
230682	1-5/M3-18	5	0,111	1
230683	1-6/M3-24	6	0,231	1

Hand taps DIN 352, type N/HSS

Art. No.	Ø	⬡	kg	PU
230800	1	2,5	0,010	1
230802	1,4	2,5	0,010	1
230804	1,6	2,5	0,002	1
230806	1,8	2,5	0,002	1
230808	2	2,8	0,002	1
230810	2,2	2,8	0,002	1
230812	2,5	2,8	0,002	1
230814	3	3,5	0,033	1
230816	3,5	4	0,004	1
230818	4	4,5	0,017	1
230820	4,5	5,5	0,005	1
230822	5	6	0,034	1
230824	6	6	0,035	1
230826	7	6	0,039	1
230828	8	6	0,046	1
230830	9	7	0,065	1
230832	10	7	0,071	1
230834	11	8	0,025	1
230836	12	9	0,115	1
230838	14	11	0,052	1
230840	16	12	0,062	1
230842	18	14	0,102	1
230844	20	16	0,125	1
230846	22	18	0,182	1
230848	24	18	0,205	1
230850	27	20	0,260	1
230852	30	22	0,395	1
230854	33	25	0,480	1
230856	36	28	0,645	1
230858	39	32	2,400	1
230860	42	32	0,930	1
230862	45	36	1,140	1
230864	48	36	1,370	1
230866	52	40	1,650	1
230868	56	45	2,800	1
230870	60	45	2,900	1

HSS taps set

with taps to DIN 352, in metal box, **Content:**
M 3, M 4, M 5, M 6, M 8, M 10, M 12

Art. No.	set	kg	PU
231080	7	0,696	1

Combi, threading bit set, made of HSSG SGE-Bit (DBGM)

Content: M 3, M 4, M 5, M 6, M 8, M 10

Art. No.	set	kg	PU
231082	7	0,188	1

HSS Tap set

Content:
hand tap (DIN 352) M 3, 4, 5, 6, 8, 10, 12
Dies (DIN 223) M 3, 4, 5, 6, 8, 10, 12,
Dies stock 20 x 5/20 x 7/25 x 9/30 x 11/38 x 14 mm
tape holder size 1 + 2

Art. No.	set	kg	PU
231280	37	2,520	1

HSS Tap set

Content:
Hand tap (DIN 352) M 3, 4, 5, 6, 8, 10, 12, 14, 16, 18, 20
Dies (DIN 223) M 3, 4, 5, 6, 8, 10, 12, 14, 16, 18, 20
Dies holder 20 x 7/25 x 9/30 x 11/38 x 14/ 45 x 18 mm
Tap holder size 1 + 2 + 3

Art. No.	set	kg	PU
231282	55	8,200	1

PU Packing unit PrU Price unit
The legend for abbreviations for all table headers can be found sorted alphabetically on page 188.

✱ Bestseller Premium product

Wood screws

Universal countersunk screw

Chipboard screw, galvanised, counter-sunk head, Pozidriv

Art. No.	↔	Ø	Antr.	PU	PrU
790005	15	3	PZ 2	200	100
790006	25	3	PZ 2	200	100
790008	40	3	PZ 2	200	100
790015	20	3,5	PZ 2	200	100
790016	25	3,5	PZ 2	200	100
790017	30	3,5	PZ 2	200	100
790018	35	3,5	PZ 2	200	100
790079	40	3,5	PZ 2	200	100
790027	30	4	PZ 2	200	100
790029 ✱	40	4	PZ 2	200	100
790030	45	4	PZ 2	200	100
790031	50	4	PZ 2	200	100
790040	35	4,5	PZ 2	200	100
790041 ✱	40	4,5	PZ 2	200	100
790043	50	4,5	PZ 2	200	100
790051	30	5	PZ 2	100	100
790053	40	5	PZ 2	100	100
790054	50	5	PZ 2	100	100
790055	60	5	PZ 2	100	100
790056	80	5	PZ 2	100	100
790063	50	6	PZ 3	100	100
790064	60	6	PZ 3	50	100
790065	80	6	PZ 3	50	100

Universal pan head screw

Fibreboard screws, galvanised, pan head Pozidriv

Art. No.	↔	Ø	Antr.	PU	PrU
790090	25	3,5	PZ 2	200	100
790091	30	3,5	PZ 2	200	100
790093	40	3,5	PZ 2	200	100
790100	30	4	PZ 2	200	100
790101	35	4	PZ 2	200	100
790102	40	4	PZ 2	200	100
790103	45	4	PZ 2	200	100
790104	50	4	PZ 2	200	100
790111	40	4,5	PZ 2	200	100
790112	45	4,5	PZ 2	200	100
790113	50	4,5	PZ 2	200	100
790118	30	5	PZ 2	200	100
790120	40	5	PZ 2	200	100
790121	50	5	PZ 2	200	100

Hexagonal wood screws, hot zinc dipped

in accordance with DIN 571, hot zinc dipped, general requirements according to DIN 267 Part 1

Art. No.	↔	Ø	⬡	PU	PrU
790212/V	80	6	10	25	100
790223/V	60	8	13	25	100
790224/V	80	8	13	25	100
790235/V	60	10	17	10	100

Dry wall screws

galvanised, counter-sunk head, Tx

Art. No.	↔	Ø	Antr.	PU	PrU
790920	32	3,9	TX 20	200	100
790922	41	3,9	TX 20	200	100

Hexagonal wood screws

in accordance with DIN 571, galvanised, general requirements according to DIN 267 Part 1

Art. No.	↔	Ø	⬡	PU	PrU
790210	40	6	10	50	100
790211	60	6	10	25	100
790212	80	6	10	25	100
790222	50	8	13	25	100
790223	60	8	13	25	100
790224	80	8	13	25	100
790225	100	8	13	25	100
790235	60	10	17	10	100
790236	80	10	17	10	100
790237	100	10	17	10	100

Hooks

galvanised

Art. No.	Ø	SftL	PU	PrU
790900	4,2	50 mm	50	100
790902	5,8	80 mm	10	100

Tin screws, assembly screws

TwinSpeed self tapping screw

galvanised, pan head, Philips cross-head and double helix thread, considerably shortened screw-in times when compared to traditional screws thanks to the double start thread. Uses: Wood, plywood, plasterboard, rawlplugs

Art. No.	↔	Ø	Antr.	PU	PrU
790303	19	3,5	PH 2	100	100
790311	32	3,5	PH 2	100	100
790325	13	4,2	PH 2	100	100
790326	16	4,2	PH 2	100	100
790327	19	4,2	PH 2	100	100
790329	25	4,2	PH 2	100	100
790332	31	4,2	PH 2	100	100
790333	38	4,2	PH 2	100	100
790334	45	4,2	PH 2	100	100
790335	65	4,2	PH 2	100	100

Plate screw DIN 7504

in accordance with DIN 7504M (formerly N), self-tapping, hardened steel, galvanised, pan head with Phillips slot, plate screw thread according to DIN 7970

Art. No.	↔	Ø	Antr.	PU	PrU
790411	13	3,5	PH 2	200	100
790413	19	3,5	PH 2	200	100
790416	13	3,9	PH 2	200	100
790417	16	3,9	PH 2	200	100
790419	25	3,9	PH 2	200	100
790422	13	4,2	PH 2	200	100
790423	16	4,2	PH 2	200	100
790424	19	4,2	PH 2	200	100
790426	25	4,2	PH 2	200	100
790428	32	4,2	PH 2	200	100
790432	13	4,8	PH 2	200	100
790433	16	4,8	PH 2	200	100
790434	19	4,8	PH 2	200	100
790436	25	4,8	PH 2	200	100

Plate screw DIN 7504, Tx

in accordance with DIN 7504M (formerly N), self-tapping, hardened steel, galvanised, Tx, plate screw thread according to DIN 7970

Art. No.	↔	Ø	Antr.	PU	PrU
790510	13	4,2	TX 20	100	100
790512	16	4,2	TX 20	100	100
790514	19	4,2	TX 20	100	100
790516	25	4,2	TX 20	100	100

Mounting screws

galvanised with washer, Philips cross-head, self-cutting

Art. No.	↔	Ø		Antr.	PU	PrU
790450	13	4,2	PH	2	100	100
790452	25	4,2	PH	2	100	100
790454	31	4,2	PH	2	100	100
790456	45	4,2	PH	2	100	100

Mounting screws

self-cutting and self-boring, galvanised with washer, Tx

Art. No.	↔	Ø		Antr.	PU	PrU
790500	13	4,2	TX	20	100	100
790502	19	4,2	TX	20	100	100
790504	25	4,2	TX	20	100	100

Mounting screws

self-cutting and self-boring, galvanised with washer, Philips cross-head

Art. No.	↔	Ø		Antr.	PU	PrU
790470	13	4,2	PH	2	100	100

Machinery screws, cylinder screws

Hexagonal machine screws

according to DIN 933, continuous thread, galvanised, 8.8 quality



Art. No.	↔	Ø	⬡	PU	PrU
790540	20	6	10	100	100
790542	25	6	10	100	100
790544	30	6	10	100	100
790562	20	8	13	100	100
790564	25	8	13	100	100
790566	30	8	13	100	100
790588	20	10	17	100	100
790592	30	10	17	100	100
790616	30	12	19	50	100
790618	40	12	19	50	100

Socket cup screw DIN 84 Form A

in accordance with ISO 1207, EN 21207 or DIN 84, Form A, with slit, made of hardened steel, galvanised, 4.8 quality

Art. No.	↔	Ø	drive	PU	PrU
790806	16	3	5,5x0,8	200	100
790808	20	3	5,5x0,8	200	100
790832	16	4	7,0x1,2	200	100
790834	20	4	7,0x1,2	200	100
790837	30	4	7,0x1,2	200	100
790862	16	5	8,5x1,2	200	100
790864	20	5	8,5x1,2	200	100
790867	30	5	8,5x1,2	200	100
790882	16	6	10,0x1,6	200	100
790884	20	6	10,0x1,6	200	100
790888	30	6	10,0x1,6	200	100

Machine screw counter sunk

continuous thread, zinc-plated, pan headed Pozidriv

Art. No.	↔	Ø		Antr.	PU	PrU
790700	20	3	PZ	2	100	100
790702	30	3	PZ	2	100	100
790704	40	3	PZ	2	100	100
790706	50	3	PZ	2	100	100
790710	20	4	PZ	2	100	100
790712	30	4	PZ	2	100	100
790714	40	4	PZ	2	100	100
790716	50	4	PZ	2	100	100
790721	25	5	PZ	2	100	100
790722	30	5	PZ	2	100	100
790724	40	5	PZ	2	100	100
790726	50	5	PZ	2	100	100

Hexagonal nuts, washers

Hexagonal nut DIN 934

in accordance with ISO 4032, EN 24032 or DIN 934, steel galvanised, 8 quality

Art. No.	⬡	Ø	PU	PrU
792000	5,5	M3	200	100
792001	7	M4	200	100
792002	8	M5	200	100
792003	10	M6	200	100
792005	13	M8	200	100
792006	17	M10	200	100
792008	19	M12	100	100

Washers DIN 125

in accordance with ISO 7089, EN 27089 or DIN 125, Form A without chamfer, steel galvanised

Art. No.	M	d1	d4	PU	PrU
792600	M3	3,2	7	200	100
792602	M4	4,3	9	200	100
792603	M5	5,3	10	200	100
792604	M6	6,4	12	200	100
792606	M8	8,4	16	200	100
792607	M10	10,5	20	200	100

Washers

in accordance with ISO 7093, DIN 9021N, zinc-plated steel

Art. No.	M	d1	d4	ST	PU	PrU
792650	4	4,3	12	1	100	100
792651	5	5,3	15	1,6	100	100
792652	6	6,4	20	2	100	100
792654	8	8,4	25	2	100	100
792656	10	10,5	40	2	100	100
792658	12	13	40	2	100	100

Spring washers

according to DIN 127, form A, curved, zinc-plate steel

Art. No.	M	d1	d4	ST	PU	PrU
792756	6	6,4	11,8	2	100	100
792758	8	8,4	14,8	2	100	100
792760	10	10,5	18,1	2	100	100
792762	12	13	21,1	2	100	100

PU Packing unit PrU Price unit
The legend for abbreviations for all table headers can be found sorted alphabetically on page 188.

* Bestseller Premium product

Screws assortments

Mix Screws assortment box

Content: 1.425 screws, in plastic bulk storage chest 415 x 335 x 90 mm

Art. No.	Cont.	empty	kg	PU
792802	1425	221131	5,022	1

Pan head Screws assortment box

Content: 1.700 screws, in plastic bulk storage chest 415 x 335 x 90 mm

Art. No.	Cont.	empty	kg	PU
792804	1700	221131	6,000	1

Countersunk Screws assortment box

Content: 1.800 screws, in plastic bulk storage chest 415 x 335 x 90 mm

Art. No.	Cont.	empty	kg	PU
792806	1800	220131	5,000	1

Countersunk Screws assortment box

Content: 1.800 screws, in plastic bulk storage chest 415 x 335 x 90 mm

Art. No.	Cont.	empty	kg	PU
792810	1800	221131	5,760	1

Mix Tx Screws assortment box

Content: 1.475 screws, in plastic bulk storage chest 415 x 335 x 90 mm

Art. No.	Cont.	empty	kg	PU
792816	1475	221131	5,022	1

Screws and dowel assortment box Mix

Content: 700 screws, 425 dowel in plastic bulk storage chest 415 x 335 x 90 mm

Art. No.	Cont.	empty	kg	PU
792821	1125	221131	6,000	1

SysCon screws assortments

SysCon universal countersunk screws

Content: 1.650 universal countersunk screws

Art. No.	Cont.	empty	kg	PU
220389	1650	220370	7,000	1

SysCon plate screws

Content: 2.000 universal screws

Art. No.	Cont.	empty	kg	PU
220398	2000	220370	2,600	1

Standard program

We reserve the right to make technical changes and printing errors. The General Terms and Conditions apply.

Dowel assortment

Push-through expansion dowel

- For all concrete and masonry building materials, with limitations for cavity building materials
- For fixing all items which can be attached using wood and chipboard screws

Art. No.	Ø	⊢⊣	screws	D	PU	PrU
794002	6	30	3.5-5.0	40	100	100
794004	8	40	4.5-6.0	50	100	100

Expansion dowel sleeve

- For all concrete and masonry building materials, with limitations for cavity building materials
- For fixing all items which can be attached using wood and chipboard screws

Art. No.	Ø	⊢⊣	screws	D	PU	PrU
794012	5	25	2.5-4.0	35	100	100
794014	6	30	3.5-5.0	40	100	100
794016	8	40	4.5-6.0	50	50	100
794018	10	50	6.0-8.0	65	25	100

Countersunk nail dowel

- For concrete, solid brick, with limitations for aerated concrete and hollow concrete blocks

Art. No.	Ø	⊢⊣	screws	ST	PU	PrU
794020	5	30	PZ	5	100	100
794022	5	50	PZ	25	100	100
794024	6	40	PZ	10	50	100
794026	6	60	PZ	30	50	100
794028	6	80	PZ	50	50	100
794030	8	60	PZ	20	50	100

Aerated concrete dowel with setting tool

- For porous concrete (aerated concrete)

Art. No.	Ø	⊢⊣	screws	D	PU	PrU
794040	10	50	4.0-6.0	60	50	100

Universal metal dowel

- Concrete, solid brick, porous concrete, limitations for perforated bricks and hollow concrete blocks

Art. No.	Ø	⊢⊣	screws	D	PU	PrU
794050	8	32	5.0-6.0	40	200	100
794052	11	60	6.0-8.0	70	100	100

Spring toggle

- Plasterboard and gypsum fibreboard, chipboard, fibre cement board, cavity brick covers, hollow body covers



Art. No.	Ø	⊢⊣	Ø	D	D	PU	PrU
794060	4	100	14	35	80	25	100
794062	5	100	16	45	80	20	100

Plasterboard dowel with setting tool

- Plasterboard, limitations for full plasterboard and porous concrete

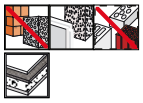

Art. No.	⊢⊣	screws	D	D	PU	PrU
794070	24	4.0-6.0	35	80	50	100

Concrete	
Natural stone	
Full bricks	
Porous concrete (aerated concrete)	
Full plasterboard panels	
Perforated bricks	
Hollow concrete blocks	
Plasterboard panels	
Boards/panels	

Standard program

PU Packing unit PrU Price unit
The legend for abbreviations for all table headers can be found sorted alphabetically on page 188.

✱ Bestseller Premium product

Nylonbags

HAUPA ToolPouch

Art. No.	W	H	D	kg	PU
220103	150	260	30	0,102	1

HAUPA ToolBelt

Art. No.	W	H	D	kg	PU
220105	200	300	100	0,326	1

Tool belt

Tool belt

Art. No.	W	H	D	kg	PU
220224	880	280	30	0,350	1

Backpacks

Tool backpack HUPtoGo

Work on the go with the HAUPA tool backpack HUPtoGo

Art. No.	W	H	D	kg	PU
220249	400	450	260	3,000	1

Nylonbags

HAUPA ToolBag

Art. No.	W	H	D	kg	PU
220061 ✷	320	280	190	1,507	1

HAUPA ToolBag XL

Art. No.	W	H	D	kg	PU
220366	420	310	220	1,507	1

HAUPA BigBox

Art. No.	W	H	D	kg	PU
220095	410	320	240	1,937	1

HAUPA ProBag

Art. No.	W	H	D	kg	PU
220368	420	430	300	1,500	1

Supply service bag

Art. No.	W	H	D	kg	PU
220292	510	335	220	3,600	1

HAUPA SquareBag

Tool bag made of 600D Polyester

Art. No.	W	H	D	kg	PU
220703	260	260	230	1,500	1

Tool sets

Tool wallets

Art. No.	W	D	kg	PU
220006	600	310	0,452	1

VDE/GS - Tool wallets Rebell

Art. No.	W	H	D	kg	PU
220016	300	230	50	0,814	1

Ratchet wrenches

Tool holder for construction buckets

360° 220313

Art. No.	kg	PU
220313 ✷	0,560	1

Nylonbags

HAUPA ToolPouch

≤50%

Art. No.	set	empty	kg	PU
220506	6	220103	0,789	1

Standard program

haupa®

... convincing solutions

HAUPA ToolBelt Standard

Art. No.	set	empty	kg	PU
220213	9	220105	2,222	1

HAUPA ToolBelt VDE 1000 V

1000 V IEC 60900

Art. No.	set	empty	kg	PU
220211 ✱	8	220105	1,723	1

Tool belts 1000 V

Tool belt Basic

Art. No.	set	empty	kg	PU
220280	11	220224	2,120	1

Tool belt VDE Plus 1000 V

1000 V IEC 60900

Art. No.	set	empty	kg	PU
220281 ✱	17	220224	2,740	1

Tool belt VDE 1000 V

1000 V IEC 60900

Art. No.	set	empty	kg	PU
220282	9	220224	2,020	1

Backpacks 1000 V

Tool backpack HUPtoGo1

Work on the go with the new HAUPA tool backpack HUPtoGo1

NEW

1000 V IEC 60900

HUPslim

Art. No.	set	empty	kg	PU
220830	31	220249	10,940	1

Tool backpack HUPtoGo2

Work on the go with the new HAUPA tool backpack HUPtoGo2

NEW

1000 V IEC 60900

HUPslim

Art. No.	set	empty	kg	PU
220831	20	220249	5,700	1

Jackets

HAUPA Tool Jacket

Art. No.	set	empty	kg	PU
220560	10	220053	2,700	1

Tool bag 1000 V

HAUPA ToolBag

Art. No.	set	empty	kg	PU
220500	23	220061	6,350	1

HAUPA ToolBag 1000 V

1000 V IEC 60900

Art. No.	set	empty	kg	PU
220510 ✱	14	220061	3,919	1

HAUPA ToolBag XL Classic

XL

Art. No.	set	empty	kg	PU
220802	23	220366	6,080	1

HAUPA ToolBag XL Go

XL

Art. No.	set	empty	kg	PU
220804 ✱	15	220366	4,400	1

Standard program

PU Packing unit PrU Price unit
The legend for abbreviations for all table headers can be found sorted alphabetically on page 188.

✱ Bestseller Premium product

HAUPA ToolBag XL 1000 V

Art. No.	set	empty	kg	PU
220800	14	220366	4,600	1

HAUPA TrendBox Plus

Art. No.	set	empty	kg	PU
220556 ✱	65	220095	6,430	1

HAUPA TrendBox

Art. No.	set	empty	kg	PU
220550	120	220095	5,540	1

HAUPA ProBag Max

Art. No.	set	empty	kg	PU
220810	30	220368	9,180	1

HAUPA ProBag Start VDE

Art. No.	set	empty	kg	PU
220814	21	220368	9,180	1

HAUPA ProBag Go 1000 V

Art. No.	set	empty	kg	PU
220812 ✱	15	220368	6,400	1

Service bags

Service bag HUPsmartHome

Art. No.	set	empty	kg	PU
220805	31	220292	7,550	1

Supply Max service bag

Art. No.	set	empty	kg	PU
220293	31	220292	6,350	1

Supply Plus service bag

Art. No.	set	empty	kg	PU
220294 ✱	24	220292	6,350	1

Supply Basic service bag

Art. No.	set	empty	kg	PU
220298	24	220292	6,350	1

HAUPA SquareBag Basic 1000 V

Art. No.	set	empty	kg	PU
220706	12	220703	3,800	1

Standard program

We reserve the right to make technical changes and printing errors. The General Terms and Conditions apply.

Tool sets 1000 V

VDE security set 1000 V

1000 V IEC 60900

Art. No.	set	empty	kg	PU
220014	11	220004	1,688	1

VDE/GS - Tool sets 1000 V

1000 V IEC 60900

Art. No.	set	empty	kg	PU
220130	12	220016	2,216	1

Leather tool cases

Tool case Tradition

Art. No.	W	H	D	kg	PU
220022	340	170	110	0,821	1

Tool case Favorit - Admiral - Profi

220060: Favorit
220064: Admiral
220066: Profi

Art. No.	W	H	D	kg	PU
220060	365	250	150	2,126	1
220064	470	315	145	2,990	1
220066	420	250	150	2,378	1

Tool case Comet

Art. No.	W	H	D	kg	PU
220070	420	320	165	3,939	1

Tool case Magister

Art. No.	W	H	D	kg	PU
220142	440	260	165	2,700	1

Brass padlocks

Art. No.	size	kg	PU
220110	30	0,085	1
220112	40	0,135	1

Carrying belts

Art. No.	kg	PU
220054	0,114	1

Leather tool cases

Tool case Phoenix

Art. No.	set	empty	kg	PU
220156	40	220070	9,900	1

Tool case Saphir

Art. No.	set	empty	kg	PU
220154	32	220070	8,150	1

Tool case Novelle 1

Art. No.	set	empty	kg	PU
220152/1	27	220066	6,500	1

Tool case Alpha

Art. No.	set	empty	kg	PU
220169	20	220060	5,200	1

Tool case Start

Art. No.	set	empty	kg	PU
220168 ✱	21	220060	6,100	1

Standard program

PU Packing unit PrU Price unit
The legend for abbreviations for all table headers can be found sorted alphabetically on page 188.

✱ Bestseller Premium product

Tool case Start VDE

Art. No.	set	empty	kg	PU
220168/VDE	21	220060	6,700	1

Tool case Delux 1000 V

Art. No.	set	empty	kg	PU
220135	55	220142	9,460	1

Tool case Rotor 1000 V

Art. No.	set	empty	kg	PU
220140	47	220142	6,400	1

Hard-top tool cases

Tool case Start-up S

ABS

Art. No.	W	H	D	kg	PU
220028	460	180	310	4,500	1

Tool case Start-up Profi

ABS

Art. No.	W	H	D	kg	PU
220031 ✱	500	210	430	6,740	1

Tool case trolly Start-up Profi

ABS

Art. No.	W	H	D	kg	PU
220023 ✱	470	360	220	8,400	1

Tool case OmegaMax

ABS+

Art. No.	W	H	D	kg	PU
220042	470	360	200	6,500	1

Tool case trolly OmegaMax Trolley

ABS+

Art. No.	W	H	D	kg	PU
220048 ✱	470	360	220	7,000	1

Tool case Aktion

ABS+

Art. No.	W	H	D	kg	PU
220038	460	310	160	4,580	1

Tool case Omega

ABS+

Art. No.	W	H	D	kg	PU
220068	460	310	180	5,039	1

Tool case trolly Fly

HDPEfly

Art. No.	W	H	D	kg	PU
220248	470	220	360	6,900	1

Tool case Pendant

ABS+

Art. No.	W	H	D	kg	PU
220076	460	310	180	5,107	1

Standard program

Tool trolley HUPtransporter

PPsafe

Roomy and organised – the HAUPA tool trolley HUPtransporter provides a lot of space for tools

PREMIUM

NEW

Art. No.	W	H	D	kg	PU
220820	539	225	359	7,550	1

Hard-top tool cases

Tool case ElektroCombo

Art. No.	set	W	H	D	kg	PU
104090	78	490	375	100	6,240	1

Tool case Start-up Light

ABS

Art. No.	set	empty	kg	PU
220269	15	220028	9,180	1

Tool case Start-up Go

ABS

Art. No.	set	empty	kg	PU
220267	27	220028	9,180	1

Tool case Jobstarter Plus

ABS

1000 V IEC 60900

Art. No.	set	empty	kg	PU
220027	25	220028	10,000	1

HUPactive tool case

ABS

1000 V IEC 60900

Art. No.	set	empty	kg	PU
220255	24	220030	9,620	1

Tool case Start-up Max

ABS

Art. No.	set	empty	kg	PU
220268 ✱	25	220028	9,180	1

Tool case Start-up

ABS

Art. No.	set	empty	kg	PU
220221	20	220031	9,180	1

Tool case Start-up VDE

ABS

1000 V IEC 60900

Art. No.	set	empty	kg	PU
220235 ✱	20	220031	9,300	1

Tool case Elektro Plus

ABS

1000 V IEC 60900

Art. No.	set	empty	kg	PU
220257	25	220036	6,500	1

Tool case Profi VDE 1000 V

ABS

1000 V IEC 60900

Art. No.	set	empty	kg	PU
220232	27	220031	12,920	1

Tool case EXTRA

ABS

1000 V IEC 60900

Art. No.	set	empty	kg	PU
220309	33	220031	8,680	1

Standard program

PU Packing unit PrU Price unit

The legend for abbreviations for all table headers can be found sorted alphabetically on page 188.

✱ Bestseller

Premium product

Tool case trolley Profi mobil

ABS

Art. No.	set	empty	kg	PU
220273	39	220023	14,700	1

Tool case trolly Master Mobil 1000 V

ABS

1000 V IEC 60900

Art. No.	set	empty	kg	PU
220254 ✱	37	220023	14,700	1

Tool case trolley Start-up Mobil 1000 V

ABS

1000 V IEC 60900

Art. No.	set	empty	kg	PU
220252	20	220023	10,940	1

Tool case trolley Master Mobil HUPslim 1000 V

ABS

PREMIUM

1000 V IEC 60900

HUPslim

Art. No.	set	empty	kg	PU
220329	33	220023	14,700	1

Tool case trolley EXTRA

ABS

1000 V IEC 60900

Art. No.	set	empty	kg	PU
220307	33	220023	15,000	1

Service trolley for hybrid vehicles 1000 V

ABS

VIDEO 220171

1000 V IEC 60900

Art. No.	set	empty	kg	PU
220171	40	220023	19,800	1

Service trolley HUPeMobility eco

ABS

VIDEO 220171

NEW

1000 V IEC 60900

Art. No.	set	empty	kg	PU
220327	38	220023	19,000	1

Tool case trolley Secure Mobil 1000 V

ABS

1000 V IEC 60900

Art. No.	set	empty	kg	PU
220272	29	220023	14,700	1

Tool case Panther

ABS+

Art. No.	set	empty	kg	PU
220040	22	220038	7,460	1

Standard program

Tool case 2 component

ABS+

Art. No.	set	empty	kg	PU
220170	19	220038	7,000	1

Tool case HAUPA Compact

ABS+

Art. No.	set	empty	kg	PU
220229	48	220038	7,700	1

Network service case

ABS+

Art. No.	set	empty	kg	PU
220141	22	220038	8,800	1

Tool case Basic

ABS+

Art. No.	set	empty	kg	PU
220153 ✱	20	220038	6,600	1

Tool case Basic VDE

ABS+

Art. No.	set	empty	kg	PU
220244	20	220038	7,140	1

Tool case Inspektor

ABS+

Art. No.	set	empty	kg	PU
220176	26	220068	8,980	1

Tool case Akkurat

ABS+

Art. No.	set	empty	kg	PU
220179	33	220068	8,180	1

Tool case Diamant

ABS+

Art. No.	set	empty	kg	PU
220192	24	220068	8,500	1

The ideal tool assortment

ABS+

Art. No.	set	empty	kg	PU
220177 ✱	33	220068	10,260	1

Tool case OmegaMax Start VDE

ABS+

Art. No.	set	empty	kg	PU
220043	20	220042	11,000	1

Tool case trolley OmegaMax Trolley Start VDE

ABS+

Art. No.	set	empty	kg	PU
220137	20	220048	11,500	1

Standard program

PU Packing unit PrU Price unit
The legend for abbreviations for all table headers can be found sorted alphabetically on page 188.

✱ Bestseller Premium product

Tool case Delux Plus 1000 V

ABS+

Art. No.	set	empty	kg	PU
220239 ✱	43	220076	11,780	1

Tool case Leopard 1000 V

ABS+

Art. No.	set	empty	kg	PU
220136	34	220076	9,400	1

Tool case Power Pack 1000 V

ABS+

Art. No.	set	empty	kg	PU
220303	17	220076	8,680	1

Tool case Venus Plus 1000 V

ABSfly

Art. No.	set	empty	kg	PU
220033	32	220032	10,160	1

Laser marking for your individual tool case

Art. No.	kg	PU
220193	0,002	1

Tool trolley HUPtransporter Pro

PPsafe

Roomy and organised – the HAUPA tool trolley HUPtransporter Pro provides a lot of space for tools

PREMIUM

NEW

Art. No.	set	empty	kg	PU
220821	48	220820	10,940	1

Tool trolley HUPtransporter StandardPlus

PPsafe

Roomy and organised – the HAUPA tool trolley HUPtransporter StandardPlus provides a lot of space for tools

PREMIUM

NEW

Art. No.	set	empty	kg	PU
220822	43	220820	10,900	1

Tool case Start-up Sanitär

ABS

Art. No.	set	empty	kg	PU
220263	24	220031	9,300	1

Tool case Start-up SHK

ABS

Art. No.	set	empty	kg	PU
220264	57	220031	14,700	1

Assortment boxes

Assortment boxes with metal catch and pick boxes

Content:
6 Boxes (S) | 49 x 49 x 72 mm
11 Boxes (M) | 49 x 98 x 72 mm
2 Boxes (L) | 98 x 98 x 72 mm
2 Boxes (XL) | 98 x 148 x 72 mm

Art. No.	set	W	H	D	kg	PU
221131 ✱		415	90	335	1,630	1
221133	empty	415	90	335	1,200	1

- ABS hard shell
- Maximum case payload 20 kg
- Maximum case payload 25 kg
- Maximum case payload 40 kg
- With document compartment
- With number lock
- Flight-suitable
- TSA lock

*High leverage = with lever transmission (pliers with leverage ratio offer up to 50% power saving)

Standard program

haupa®

... convincing solutions

Systemcontainer

ABS plastic box SysCon S

Art. No.	W	H	D	kg	PU
220370	400	80	300	2,200	1

ABS plastic box SysCon M

Art. No.	W	H	D	kg	PU
220372	400	150	300	3,340	1

ABS plastic box SysCon XL

Art. No.	W	H	D	kg	PU
220650	400	312	300	2,800	1

SysCon transport system

Max. load: 200 kg

Art. No.	W	H	D	kg	PU
220653	470	240	105	3,300	1

SysCon for assortment inserts empty

Art. No.	W	H	D	kg	PU
220620	400	80	300	3,440	1

SysCon for assortment inserts, empty

Art. No.	W	H	D	kg	PU
220628	400	80	300	4,300	1

SysCon M for assortment inserts empty

Art. No.	W	H	D	kg	PU
220770	400	150	300	4,300	1

SysCon M tool box empty

Art. No.	W	H	D	kg	PU
220622	400	150	300	3,640	1

SysCon S tool box for inserts, empty

Art. No.	W	H	D	kg	PU
220626	400	80	300	4,300	1

ABS plastic box SysCon XL variable

Art. No.	W	H	D	kg	PU
220654	400	312	300	3,640	1

Tool plate

Art. No.	W	H	kg	PU
220655	275	285	0,200	1

Tool plate SysCon

11 compartments

Art. No.	W	H	D	kg	PU
220379	400	20	300	0,200	1

Tools insert SysCon

Polypropylen, 5 compartments

Art. No.	W	H	D	kg	PU
220374	400	80	300	0,200	1

Tools insert SysCon

Polypropylen, 10 compartments

Art. No.	W	H	D	kg	PU
220375	400	80	300	0,200	1

PU Packing unit PrU Price unit

The legend for abbreviations for all table headers can be found sorted alphabetically on page 188.

* Bestseller Premium product

Tools insert SysCon

Polypropylen, 18 compartments

Art. No.	W	H	D	kg	PU
220355	400	80	300	0,230	1

Tools insert SysCon

Polypropylen, with 12 adjustable compartments

Art. No.	W	H	D	kg	PU
220356	400	80	300	0,320	1

Box S

ABS, conical design for stacking with snap on base plate

Art. No.	W	H	D	kg	PU
221134	49	72	49	0,012	1

Box M

ABS, conical design for stacking with snap on base plate

Art. No.	W	H	D	kg	PU
221135	98	72	49	0,012	1

Box L

ABS, conical design for stacking with snap on base plate

Art. No.	W	H	D	kg	PU
221136	98	72	98	0,050	1

Box XL

ABS, conical design for stacking with snap on base plate

Art. No.	W	H	D	kg	PU
221137	148	72	98	0,060	1

Baseplate for fixing

Polypropylene, grids for even better non-slip grip

Art. No.	W	D	kg	PU
221138	400	300	1,200	1

Foam insert SysCon



Art. No.	W	H	D	kg	PU
220376	395	15	300	0,030	1

Foam insert SysCon



Art. No.	W	H	D	kg	PU
220399	395	10	300	0,020	1

Foam insert SysCon

Art. No.	W	H	D	kg	PU
220377	395	20	300	0,055	1

Foam insert SysCon

Art. No.	W	H	D	kg	PU
220378	395	65	300	0,200	1

SysCon hand truck

- up to 60 kg
- sturdy aluminum frame
- Hand truck shovel: 390 x 280 mm

Art. No.	max. kg	kg	PU
220602	60	3,230	1

SysCon load securing SysConCar

Properties:
- 21 slots (rear side)
- 3 round holes each side, left and right
- 5 round holes in floor plate
- Volume for contents:
  max. 5 ABS boxes SysCon M
  max. 8 ABS boxes SysCon S

Art. No.	W	H	D	kg	PU
220644	475	1080	360	5,000	1

SysCon tool case set

Art. No.	set	empty	kg	PU
220392	21	220372	4,300	1

SysCon tool case set Start VDE

Art. No.	set	empty	kg	PU
220608	22	220372	4,300	1

SysCon HUPeMobility

Contents: 52 pieces

VIDEO 220171

NEW

1000 V IEC 60900

Art. No.	set	empty	kg	PU
220610	52	220650	19,500	1

Standard program

We reserve the right to make technical changes and printing errors. The General Terms and Conditions apply.

HUPchemie - Adhesion+Sealing

Construction Glue HUPfix+

- Extrem High Initial Adhesion
- Bond Cabel-Trunks, Distriubution-Boxes and Cables to Walls, Wood and Metal
- No Retaining of the to be Bonded Parts at Overhead and Vertical Places
- Paintable

PREMIUM

VIDEO 170206

Art. No.	ml	kg	PU
170206 ✱	310	0,530	1

MS-Polymer HUPfix

- High-Standard Glue and Sealant based on MS-Polymer
- UV-, Weather-, Sea-Water- and Chlorine-Resistant
- Food grade certificate
- Paintable

Art. No.	ml	Col.	kg	PU
170216	310	transparent	0,390	1
170210	310	grey	0,390	1
170212	310	black	0,390	1
170214	310	white	0,390	1

HUPsilicon

- Suitable for Internal and External Expansion Grooves
- In Accordance to DIN 18545 Part 2
- Aging-, Weather- and UV-Resistant, Permanent Elastic

Art. No.	ml	Col.	kg	PU
170200	310	transparent	0,450	1
170202	310	white	0,450	1

High temperature silicon HUPsilicon

- High temperature resistance
- Oil and grease resistant
- Ageing, weather, and UV-resistant, permanently elastic

Art. No.	ml	Col.	kg	PU
170250	310	black	0,450	1

Cartridge tip

Art. No.	kg	PU
300116	0,003	12

Cartridge gun Profi

for 310 ml cartridges
- for processing silicone and polymer cartridges

Art. No.	kg	PU
170254	0,450	1

2 Component High-Performance-Adhesive HUPmega

PREMIUM

- High-Tensile Two Component Adhesive with automatic Mixer
- Excellent Impact-, Peeling- and Sheer-Strength
- For Plasic, Wood, Glass, Steel, Stailess-Steel and Aluminium

Art. No.	ml	kg	PU
170220	25	0,075	1

Mixing nozzle

- for 2-component adhesive

Art. No.	kg	PU
170234	0,009	1

2 Component-epoxyd glue HUPepoxyd

- Reach extrem strength
- Sealing compound
- Universal use

Art. No.	ml	kg	PU
170222	25	0,051	1

2 Component liquid metal HUPfastMetal

- Repair of steel and castings
- Repair of dry holes
- Fast curing

Art. No.	ml	kg	PU
170224	25	0,059	1

HUPsuperglue

- Super-Glue from Cyanoacrylate
- For High-Strength Bonding of Metals and Plastic Combinations
- Low-Viscosity

Art. No.	ml	kg	PU
170226 ✱	20	0,028	1

Fine droplet tip

- for superglue

Art. No.	kg	PU
170236	0,003	1

Standard program

PU Packing unit PrU Price unit
The legend for abbreviations for all table headers can be found sorted alphabetically on page 188.

✱ Bestseller Premium product

Double-Sided Acryl Tape HUPtapeDouble

- Double-Sided Transparent Acryl-Tape
- Extreme Strong Adhesive on smooth Surfaces
- Moisture-Resistant, Does not Damage Surfaces

Art. No.	kg	PU
170232	0,053	1

Screw-Locking Medium-Strength HUPlockM

- Medium Strength Highly-Viscous, Srew-Locking up to M36
- Removable
- Temprature-Resistant form -55°C up to +150°C
- Pump dosing feeder

Art. No.	ml	kg	PU
170238	50	0,083	1

Screw-Locking High-Strength HUPlockH

- High Strength Medium-Viscous, Srew-Locking up to M20
- For Heavily Vibration and Impact Stressed Threads
- Temprature-Resistant form -55°C up to +150°C
- Pump dosing feeder

Art. No.	ml	kg	PU
170240	50	0,083	1

HUPchemie - Coating+Lubrication

Anti-Friction-Coating HUPcable

- Easy Pulling of Cables into Hoses
- Extreme Friction Reduction
- Save up to 50% of Time and Force



Art. No.	ml	kg	PU
170174 ✱	400	0,360	1

Water-based lubricants and slip agents

This prevents 80% of friction and facilitates cable laying through excellent slippage in every situation. As soon as the water is evaporated, the main part of the lubricant remains und ensures that old cables can easily be pulled out and new ones inserted, for many years and at different temperatures.
Gel lubricant art. 143344: plastic bottle 500 ml
Gel lubricant art. 143345: plastic bottle 1.000 ml

Art. No.	ml	kg	PU
143344	500	0,572	1
143345	1000	1,100	1

Dispenser for plastic bottle

Art. No.	kg	PU
143346	0,016	1

Water-based lubricants and slip agents

This prevents 80% of friction and facilitates cable laying through excellent slippage in every situation. As soon as the water is evaporated, the main part of the lubricant remains und ensures that old cables can easily be pulled out and new ones inserted, for many years and at different temperatures.
Foam lubricant, spray can 400 ml



Art. No.	ml	kg	PU
143348	400	0,457	1

Aluminium-Spray HUPalu

- Pure Aluminium Spray 99,5%
- High-Temperature-Resistant up to 900°C
- Scratch-, Brushing-, Abrasion- and Weather-Resistant

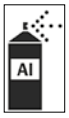

Art. No.	ml	kg	PU
170154	400	0,450	1

Marking Paint HUPmark

- High luminosity and opacity
- Work in any position
- Fast-drying, abrasion- and weather-resistant

Art. No.	ml	Col.	kg	PU
170140	500	red	0,600	1
170141	500	yellow	0,600	1
170142	500	pink	0,600	1

Standard program

Zinc-Spray HUPzinc

- Heat-Resistant, Weather-Resistent and Quick-Drying
- Forms a Water-Insoluble Zinc-Oxide Layer

Art. No.	ml	Col.	kg	PU
170150	400	Dark	0,450	1
170152 ✱	400	Light	0,450	1

Zinc spray 550 HUPzincKorro

- Protects Surfaces after Welding, Repair and Damages
- Heat-Resistant, Weather-Resistent and Quick-Drying
- Forms a Water-Insoluble Zinc-Oxide Layer

VIDEO 170153

Art. No.	ml	kg	PU
170153	400	0,450	1

Stainless-Steel-Spray HUPinox

- Stainless Steel Coating with alloy of Cr, Ni, Mn
- Heat Resistant up to 300°C
- Weather Resistant

Art. No.	ml	kg	PU
170156	400	0,450	1

Silicone-Spray HUPsil

- Universal Lubricant based on Silicone
- Water- and Temperature-Resistant from -30°C up to +200°C
- Antistatic, Anti-Corresive and Waterproof

Art. No.	ml	kg	PU
170162	400	0,450	1

Universal-Lubricant HUP40

PREMIUM

- Silicone-Free Oil Based Lubricant
- Loosens all kind of Mechanical Connection due to Rust
- Effective against Surface Moisture and Creepage Current, Lubricate and Maintain

Art. No.	ml	kg	PU
170166	400	0,450	1

PTFE-Spray HUPptfe

- Oil-free Universal Lubrication for all kind of Materials
- High-Temperature Restistant form -60°C up to +250°C
- Quick Drying, Highly-Adhesive, Grease-Free and Colorless

Art. No.	ml	kg	PU
170158	400	0,450	1

Allround PTFE-Spray HUPptfeSynt

- Lubricant for Precision and Pressure-Loaded Parts
- Long lasting Lubrication under very strong Pressure
- Releases jamed Screws

Art. No.	ml	kg	PU
170160	400	0,450	1

Polymer-Spray HUPpolymer

- Universal Lubricant based on Polymer
- Long-term care for Rubber, EPDM, PP, PVC
- Coefficients of Friction are reduced up to 40%

Art. No.	ml	kg	PU
170170	400	0,450	1

Cutting-Oil HUPdrill

- Alloyed Oil with EP-Additives and Polar Substances
- Very Economical and Efficient
- Suitable for Steel and Non-Ferrous Metals

Art. No.	ml	kg	PU
170172	400	0,450	1

PU Packing unit PrU Price unit

The legend for abbreviations for all table headers can be found sorted alphabetically on page 188.

✱ Bestseller Premium product

Anti-Rust-Spray HUPrustEX

- Penetrates and dissolves extremely effective rust
- Protects against new rust attack
- Releases jamed Screws

VIDEO 170164

Art. No.	ml	kg	PU
170164	400	0,450	1

Contact spray HUPwetBlock

- Protection of all kind of Electrical Contacts against moisture
- Blocks Wet
- Long Time Elemination of Creeping Current and Oxidation

PREMIUM

VIDEO 170180

Art. No.	ml	kg	PU
170180 ✱	400	0,4166	1

HUPchemie - Cleaning

Fast degreaser HUPdegreaser

- Intensive Cleaner and Degreaser
- Removes Dust, Dirt, Oil and Grease
- Residue-Free and Fast Evaporation

PREMIUM

VIDEO 170102

Art. No.	ml	kg	PU
170102 ✱	500	0,600	1

Electric-Engine-Cleaner HUPelectroClean

- Cleans Relays, Wires, Coils, Contacts and Engines
- Removes Dust, Dirt, Grease und Coal Dust
- Evaporates witout Residue

Art. No.	ml	kg	PU
170114 ✱	400	0,550	1

Multi Cleaner HUPcleanMulti

- Multifunctional Cleaner
- Best Cleanliness by Oil, Grease and Wax
- Buildings, Vehicles and Machines

Art. No.	ml	kg	PU
170104	500	0,550	1

Metal Degreaser HUPmetalClean

- Intensive Cleaner and Degreaser
- Removes Dust, Dirt, Oil and Grease
- Residue-Free and Fast Evaporation

Art. No.	ml	kg	PU
170103	500	0,600	1

Foam Cleaner HUPclean

- Intensive Foam-Cleaner for Windows, Monitors and Plastic Surfaces
- Streak-Free and Spotless Cleaning
- Highly Concentrated and Skin-Sensitive

PREMIUM

Art. No.	ml	kg	PU
170100	500	0,550	1
170101	1000	1,000	1

Label-Remover HUPlableEx

- Residue-Free removal of Adhesive Residues and Labels.
- Removes Bitumen and fresh PU Foam
- Powerful and Gentle on the Material

Art. No.	ml	kg	PU
170112	400	0,450	1

Compressed Air HUPair

- Removes Dust, Dirt and other Deposits
- For Cooling and Debugging of overheated Parts

Art. No.	ml	kg	PU
170106 ✱	400	0,450	1

Compressed Air non-flamable HUPairXtra

- Cleaning of electrical Contacts, Devices and Parts
- Removes Dust and Dirt in Cabinets and Instrumentation and Control Units
- Cleaning of ITC Devices and Moduls

Art. No.	ml	kg	PU
170108	400	0,450	1

Dosage cap Target Control System

- Not for sprays art: 170106, 170150, 170152, 170400

Art. No.	kg	PU
170406	0,015	1

HUPskinProtect

- Protects the Skin by a Protective Film
- Avoids Contact with Oil, Grease, Tar, Paint and other Dirt
- Skin remains breathable and does not dry out

Art. No.	ml	kg	PU
170116	250	0,300	1

Cleaning wipes HUPwipe

Art. No.	kg	PU
170118	0,200	1

Hand cleaning cream HUPsoap, 500 ml

- with inlaid, fine scrubbers on PU-flour-base
- pore-deep and gentle cleaning
- refatting
- economical
- good biodegradability

Art. No.	ml	kg	PU
170126	500	0,500	1
170127	3000	3,000	1
170128	10000	10,000	1

Dispenser for hand cleaning cream HUPsoap, 3l

- compatible for art. 170127
- Stainless steel tube

Art. No.	kg	PU
170129	0,800	1

HUPchemie - Testing

Freeze-Spray HUPcool

- Fault-Finding in electronics
- Shock-Freezing down to -50°C
- Frees from Bonding

Art. No.	ml	kg	PU
170400	400	0,455	1

Smoke-Detector-Test-Spray HUPdetect

- Simultated Fire Smoke
- About 150 to 200 Test Operations
- Fast and Relaible

Art. No.	ml	kg	PU
170404	250	0,180	1

Standard program

PU Packing unit PrU Price unit
The legend for abbreviations for all table headers can be found sorted alphabetically on page 188.

Bestseller Premium product

Soldering accessoires

Soldering irons

Art. No.	⟷	Ø	Volt	Watt	kg	PU
160142	265	5	220	60	0,322	1
160144	315	7	220	80	0,319	1
160146	320	7	220	100	0,324	1

Soldering irons

Art. No.	⟷	Ø	Volt	Watt	kg	PU
160150	250	1,5	220	30	0,264	1

Soldering irons

Art. No.	⟷	Ø	Volt	Watt	kg	PU
160190	200	2,5	220	15	0,257	1

Torch brazing set SolderingKit

12-pieces, for pocket lighter butane gas, with Piezo ignition, heating time: +/- 25 seconds (peak), performance can be infinitely regulated, temperatures with naked flame up to 1200 °C, brazing up to 550 °C, heat shrinking up to 680 °C, burn time approximately 60 minutes, in black plastic case.

Art. No.	set	kg	PU
262098	12	0,670	1

Solder in triangular sticks DIN 1707

Art. No.	Sn%	kg	PU
160112	30	0,275	1
160114	40	0,247	1

Soldering stone

Art. No.	size	kg	PU
160130	65x45x20	0,070	1

Soldering paste acc. to DIN 8511-F-SW 26

Art. No.	kg	PU
160090	0,073	1

Soldering fluid acc. to DIN 8511-F-SW 32

Art. No.	size	kg	PU
160092	50 ml	0,054	1

Grease for soft-soldering acc. to DIN 8511-F-SW 21

Art. No.	size	kg	PU
160094	50 ml	0,072	1
160096	100 ml	0,132	1

Soldering grease for fittings acc. to DIN 8511-F-W 22

Art. No.	size	kg	PU
160100	70 ml	0,080	1

Soldering fluid acc. to DIN 8511-F-W 21

Art. No.	size	kg	PU
160102	50 ml	0,065	1

Solder for electronic work

Solder for electronic work acc. to DIN EN 29453

Art. No.	Sn%	Ø	kg	PU
160020	60	1	0,104	1
160022	60	1	0,253	1
160024	60	1	0,529	1
160026	60	1	1,008	1
160028	60	1,5	0,016	1
160030	60	1,5	0,106	1
160042	60	1,5	0,247	1
160044	60	1,5	0,528	1
160046	60	1,5	1,022	1
160050	60	2	0,108	1
160052	60	2	0,250	1
160054	60	2	0,529	1

Solder for electronic work acc. to DIN EN 29453

Art. No.	Sn%	Ø	kg	PU
160000	60	1	0,009	1
160002	60	1	0,106	1
160004	60	1	0,259	1
160006	60	1	0,528	1
160008	60	1	1,015	1
160012	60	1,5	0,102	1
160014	60	1,5	0,255	1
160016	60	1,5	0,523	1
160018	60	1,5	1,024	1

Solder for electronic work acc. to DIN EN 29453

Art. No.	Sn%	Ø	kg	PU
160060	40	2	0,106	1
160062	40	2	0,257	1

Fittings' solder acc. to DIN EN 29453

Art. No.	Sn%	Ø	kg	PU
160070	40	1,5	0,018	1
160072	40	2	0,103	1
160074	40	2	0,258	1

Solder lead-free (RoHS-directive)

Solder wire according to DIN EN 29453

Art. No.	Sn%	Ø	kg	PU
160420	99	1	0,114	1
160422	99	1	0,262	1
160424	99	1	0,536	1
160426	99	1	1,000	1
160430	99	1,5	0,112	1
160442	99	1,5	0,266	1
160444	99	1,5	0,500	1
160446	99	1,5	1,000	1
160450	99	2	0,109	1
160452	99	2	0,257	1
160454	99	2	0,527	1

Solder wire according to Din EN 29453

Art. No.	Sn%	Ø	kg	PU
160402	99	1	0,114	1
160404	99	1	0,250	1
160406	99	1	0,500	1
160408	99	1	1,000	1
160414	99	1,5	0,258	1
160416	99	1,5	0,535	1
160418	99	1,5	1,000	1

Standard program

PU Packing unit PrU Price unit
The legend for abbreviations for all table headers can be found sorted alphabetically on page 188.

* Bestseller Premium product

Pipe Pliers

Pipe pliers 45°

forged, finger pinch protection

Art. No.				kg	PU
618/1	310	0-49	1	0,725	1
618/11/2	425	0-65	1 1/2	1,572	1
618/2	540	0-84	2	2,648	1
618/3	685	0-120	3	4,100	1
618/4	815	0-135	4	5,650	1

Corner pipe pliers

forged, special hardened teeth, S-opening, polished, finger pinch protection

PREMIUM

Art. No.				kg	PU
619/1/2	245	0-39	1/2	0,443	1
619/1 ✱	320	0-49	1	0,821	1
619/11/2 ✱	440	0-68	1 1/2	1,416	1
619/2	560	0-85	2	2,380	1
619/3	675	0-120	3	2,700	1

Pipe pliers set

Consisting of:
1 corner pipe pliers 1“
1 corner pipe pliers 1 1/2“
1 water pump pliers 240 mm

Art. No.	set	kg	PU
9001	3	2,581	1

Chain pipe wrench

pipes 3/4 – 4“

Art. No.				kg	PU
623/3/4-4	320	30-200	4	0,940	1

Replacement chain

Art. No.				kg	PU
623-1/3/4-4	320	30-200	4	0,359	1

Water Pump Pliers

Water pump pliers

heavy duty, high quality finish, with 7 position box joint, finger pinch protection

Art. No.					kg	PU
685/175	175	32	33	1 2/7	0,152	1
685/240	240	39	40	1 4/7	0,308	1
685/300	300	52	53	2	0,528	1

Water pump pliers

Grip surfaces are hardened inductively, INOX pushbutton and spring, Self-clamping to tubes and nuts, With finger clamp protection, 27-level fine adjustment

Art. No.					kg	PU
687/150	150	30	32	1 1/4	0,135	1
687/180 ✱	180	36	36	1 1/2	0,191	1
687/250 ✱	250	46	50	2	0,326	1
687/300 ✱	300	60	70	2 3/4	0,550	1

Water pump pliers „BRIpowerXL“

Grip surfaces are hardened inductively, INOX pushbutton and spring, Self-clamping to tubes and nuts, With finger clamp protection, 27-level fine adjustment

Art. No.					kg	PU
687/400	400	100	104	3 1/2	1,376	1

Water pump pliers | automatic

special hardened teeth, burner hole, finger pinch protection, patented technology

PREMIUM

Art. No.					kg	PU
682/250	250	42	46	1 1/2	0,361	1

Amartur pliers | Chrome spanner

Fittings pliers | Key pliers

with push-button single hand adjustor, finger pinch protection, replaces open-end wrench set

PREMIUM

Art. No.				kg	PU
689/180	180	36	1	0,350	1
689/240	240	50	2	0,375	1
689/300	300	68	2 1/2	0,300	1

Instrument key

Chrome vanadium steel, inner roller, protective jaws made of brass

Art. No.			kg	PU
22-1/300	300	80	0,867	1

Instrument key

Chrome vanadium steel, inner roller, protective jaws made of plastic

Art. No.			kg	PU
27/300	300	80	0,832	1

More Pliers

Folding pliers

forged steel, straight shape

Art. No.		Width	kg	PU
1608/60	260	60	0,575	1

Folding pliers

forged steel, 45° angled shape

Art. No.		Width	kg	PU
1609/60	260	60	0,600	1

Folding pliers

forged steel, 90° angled shape

Art. No.		Width	kg	PU
1609-1/60	260	60	0,602	1

Gutter brackets bending pliers

with feed roller, also suitable for plastic-coated gutter brackets

Art. No.	↔	kg	PU
1616/620	620	3,200	1

Siphon pliers

chrome-plated, 4 adjustment options

Art. No.	↔	↕	kg	PU
663	240	80	0,280	1

Blind riveting pliers

for rivets

Art. No.	↔	Ø	kg	PU
522	200	5	0,625	1

Schaffner control pliers

polished, nickel-plated, 3 mm round mandrel

Art. No.	↔		kg	PU
543/120	120	3	0,173	1

Lead pipe sizing pliers

pipes Ø 1 1/2“

Art. No.	↔	Ø	kg	PU
696/240	240	40	0,434	1

Strap wrench

Fits all round or square shapes

Art. No.	W	Ø	kg	PU
660	20		0,233	1

Screwdriver

Screwdriver set

6 pieces:
4 slot-head screwdrivers 80 x 3, 100 x 4, 125 x 5.5, 150 x 6.5 mm
2 cross-head screwdrivers PZ 1, PZ 2

Art. No.	set	kg	PU
2122 ✱	6	0,430	1

Workshop screwdriver

matt chrome-plated blade, 2-component handle with a hole

Art. No.	BL	CW	kg	PU
2070/125	125	6	0,087	1
2070/150	150	8	0,120	1

Screwdriver

matt chrome-plated blade, 2-component handle with a hole

Art. No.	BL	CW	kg	PU
2066/80	80	3	0,022	1
2066/100	100	3,5	0,026	1

Screwdriver | PZ

matt chrome-plated blade, 2-component handle with a hole

Art. No.	BL	size	kg	PU
2080/1	80	1	0,049	1
2080/2	100	2	0,081	1

Screwdriver | PH

matt chrome-plated blade, 2-component handle with a hole

Art. No.	BL	size	kg	PU
2080-1/1	80	1	0,048	1
2080-1/2	100	2	0,076	1

Screwdriver set 1000 V

7 pieces, 1000 V:
4 slot-head screwdrivers 1000 V
75 x 2.5, 100 x 4, 125 x 5.5, 150 x 6.5 mm
2 cross-head screwdrivers 1000 V PZ 1, PZ 2
1 safety voltage tester 150 - 250 Volt (GS-certified)

1000 V IEC 60900

Art. No.	set	kg	PU
2126/7 ✱	7	0,514	1

Voltage tester set

for 150 – 250 Volt, with clip

Art. No.	↔	set	kg	PU
2088-1/145	145	12	0,018	1

Safety voltage tester

for 150 – 250 Volt, with clip

Art. No.	kg	PU
2088/145	0,016	1

PU Packing unit PrU Price unit
The legend for abbreviations for all table headers can be found sorted alphabetically on page 188.

✱ Bestseller Premium product

Screwdriver set with striking cap

Screwdriver set with striking cap
2 K impact screwdrivers
Slot-head and cross-head PH with hexagonal shaft for attachment point with continuous blade and strike plate made of CV steel for direct impact transfer from plate to tip
Sizes: slot-head 1 x 3.5 | 1 x 4.5 | 1 x 5.5 | 1 x 6.5 cross-head 1 x PH1 size 5 | 1 x PH2 size 6 striking cap

Art. No.	set	kg	PU
2128	6	0,887	1

TX-Screwdriver-Set

6 pieces:
Torx screwdrivers with a centre hole
STX 10, 15, 20, 25, 30, 40
black tips

Art. No.	set	kg	PU
2036 ✱	6	0,569	1

Claw-typee gripper magnetic

flexible claw-type gripper, length 60 cm, ideal for gripping screws, nuts etc. that are difficult to reach

Art. No.	↔	kg	PU
1830	600	0,124	1

Bit Tools

Bit holder

with magnet and circlip

Art. No.	↔	kg	PU
2142	350	0,170	1

Bit holder

with magnet and circlip

Art. No.	↔	kg	PU
2142-1	100	0,107	1

Wheel ratchet for bits

Easy to handle in tight spaces

Art. No.	Ø	H	kg	PU
2139	40	20	0,099	1

Bit set | 32 pieces | colour-coded

32 pieces:
1 bit holder with quick release
1 adaptor for 1/4“
30 bits

Art. No.	set	kg	PU
2145	32	0,247	1

Open-End & Point Ring Wrenches | Ratchet wrenches

Ratchet wrenches 4 in 1

4 in 1
The ratchet wrench handles 4 different nut sizes
Sizes: 10 x 13 mm and 17 x 19 mm

Art. No.	↔	s.w.	s. w.	kg	PU
83 ✱	200	10	19	0,283	1

Open-end wrench 6 x 7 mm

lange, schlanke Form, sehr hohe Belastbarkeit

Art. No.	span w.	span w.	kg	PU
56/6X7	6	7	0,020	1
56/8x9	8	9	0,096	1
56/10x11	10	11	0,133	1
56/10x13 ✱	10	13	0,049	1
56/12x13	12	13	0,061	1
56/14x15	14	15	0,082	1
56/14x17	14	17	0,110	1
56/16x17	16	17	0,114	1
56/17x19 ✱	17	19	0,180	1
56/18x19	18	19	0,151	1
56/20x22	20	22	0,203	1
56/21x23	21	23	0,230	1
56/22x24	22	24	0,248	1
56/24x27 ✱	24	27	0,302	1
56/25x28	25	28	0,400	1
56/30x32	30	32	0,498	1
56/36x41	36	41	1,014	1
56/41x46	41	46	1,625	1
56/46x50	46	50	1,570	1

Combination wrench

long, slimline shape, very high strength, ring end at 15° angle

Art. No.	span width	kg	PU
64/10 ✱	10	0,043	1
64/13 ✱	13	0,790	1
64/17 ✱	17	0,163	1
64/19	19	0,208	1
64/24	24	0,350	1

Open-end wrench set

long, slimline shape, very high strength

Art. No.	set	span width	kg	PU
58-1/8	8	6-22	0,797	1
58-1/10 ✱	10	6-27	1,363	1
58-1/12	12	6-32	2,300	1

Combination wrench set

long, slimline shape, very high strength

Art. No.	set	span w.	kg	PU
66-1/8	7	6-19	0,890	1
66-1/10 ✱	10	8-22	1,112	1

Twelve-point ring wrench set

width across flats 6 x 7 – 24 x 27 mm
long, slimline shape, very high strength, at 75° angle

Art. No.	set	span w.	kg	PU
81-1/10	10	6 -27	2,196	1

Adjustable wrench

opening 22° angled, adjustable

Art. No.	↔	⬡	Degrees °	kg	PU
49/250	250	30	22	0,421	1
49/310	310	36	22	0,657	1

Socket Wrenches & Sets

Socket wrench set BRImultiLock | 86 pieces

Troubleshooter!
BRINKO „BRImultiLock“ for damaged, contorted Hex-Bolts
1/2“ reversible ratchet with internal and external hexagon, 12-tooth profile, 1/2“ and 1/4“ drive, long sockets, sockets,
32 bit inserts and other accessories

Art. No.	set	kg	PU
127-1	86	5,931	1

Socket wrench set BRImultiLock | 57 pieces

Troubleshooter!
BRINKO „BRImultiLock“ for damaged, contorted Hex-Bolts
27 Bit-Einsätze und weiteres Zubehör, Supplied in a plastic case, 55 pieces, twelve-tooth profile, 1/4“ drive

Art. No.	set	kg	PU
122	57	1,836	1

Reversible ratchet Plumbing

1/2“ drive, with square socket and square drive bit

Art. No.	↔	kg	PU
129-3/250	250	0,520	1

Reversible ratchet

1/4“ drive, with connecting square

Art. No.	↔	kg	PU
123-1/110	110	0,140	1

Universal screw insert

the steel pins automatically adjust to every shape from Ø 9 – 21 mm

Art. No.	span width	kg	PU
128	22	0,138	1

BRImultiLock insert

hexagon, 1/2“ drive, also for loosening rounded and damaged Hex-Bolts

Art. No.	span width	kg	PU
129-12/10	10	0,046	1
129-12/11	11	0,058	1
129-12/13	13	0,050	1
129-12/14	14	0,063	1
129-12/17	17	0,061	1
129-12/19	19	0,065	1
129-12/22	22	0,085	1
129-12/24	24	0,104	1
129-12/26	26	0,116	1
129-12/29	29	0,167	1
129-12/32	32	0,215	1

PU Packing unit PrU Price unit
The legend for abbreviations for all table headers can be found sorted alphabetically on page 188.

✱ Bestseller Premium product

Reversible ratchet

with 1/2“ square drive, inside

Art. No.	↔	kg	PU
672/265	265	0,459	1

Hexagonal insert

1/4“ drive

Art. No.	WS	kg	PU
123-7/6	6	0,011	1
123-7/8	8	0,012	1
123-7/10	10	0,014	1
123-7/13	13	0,024	1

Hexagonal insert XL

1/2“ drive, extra long design for problem-free assembly of inside wall installation rails

Art. No.	↔	span w.	kg	PU
129-13/13	75	13	0,110	1

Allen insert

allen key 6 mm, 1/2“ drive

Art. No.	WS	kg	PU
129-14/6	6	0,065	1

Adaptor

square socket 3/4“, square bit drive 1/2“

Art. No.	kg	PU
129-100	0,171	1

Extension | bendy

1/4“ drive

Art. No.	↔	kg	PU
127-2	150	0,068	1

Extension

1/2“ drive

Art. No.	↔	kg	PU
129-7/125	125	0,192	1

Connecting square

1/2“ drive

Art. No.	kg	PU
129-9/1/2	0,044	1

Socket wrench

precision steel pipe (DIN 896B), drawn seamlessly, chrome-plated

Art. No.	span w.	span w.	kg	PU
92/6x7	6	7	0,026	1
92/8x9	8	9	0,042	1
92/10x11	10	11	0,052	1
92/12x13	12	13	0,071	1
92/14x15	14	15	0,090	1
92/17x19	17	19	0,155	1
92/19x22	19	22	0,248	1
92/20x22	20	22	0,248	1
92/22x24	22	24	0,276	1
92/24x27	24	27	0,296	1
92/30x32	30	32	0,416	1
92/32x36	32	36	0,539	1

Socket wrench set

6 pieces: 10 x 11, 12 x 13, 14 x 15, 17 x 19, 19 x 22, 24 x 27 mm
precision steel pipe (DIN 896B), drawn seamlessly, chrome-plated

Art. No.	set	kg	PU
92-1	6	1,140	1

Socket wrench

Precision hexagonal steel pipe, chrome-plated

Art. No.	span width	kg	PU
94/10	10	0,080	1
94/13	13	0,860	1
94/17	17	0,809	1
94/19	19	0,914	1
94/22	22	1,190	1
94/36	36	1,366	1

Hexagon socket wrench

for installing mixers and taps on washbasins, as well as for door opening at elevators

Art. No.	↔	span w.	kg	PU
90/9	400	9	0,224	1
90/10	400	10	0,224	1
90/11	400	11	0,250	1
90/12	400	12	0,250	1
90/13	400	13	0,250	1

Triangular socket wrench

for explosion-endangered lighting systems, junction boxes as well as for door opening at elevators

Art. No.	↔	span w.	kg	PU
104/3	90	3	0,025	1
104/4	90	4	0,028	1
104/5	100	5	0,030	1
104/6	112	6	0,060	1
104/8	125	8	0,083	1
104/10	140	10	0,159	1

Torque wrench

Torque wrench

automatic with advance setting, reversible ratchet with 1/4“ drive, 3 inserts: 6, 8, 10 mm

PREMIUM

Art. No.	↔	Nm	kg	PU
129-30	300	6 - 30	0,935	1

Hex key

Hexagon spanner set Hex

long design, even easy to reach greatly recessed screws
unfolding plastic holder allows free access
9 pieces: Tx 10, 15, 20, 25, 27, 30, 40, 45, 50

Art. No.	set	size	kg	PU
110			0,418	1

Hexagon spanner set Hex

hex/ball-end combined, the ball-end allows you to screw up to a 30° angle

Art. No.	set	size	kg	PU
114	9	1,5 - 10	0,422	1

Hexagon spanner set Hex

practical removable handle to work comfortably - as T- or angled handle or screwdriver
9-piece set: Hex 1.5, 2, 2.5, 3, 4, 5, 6, 8, 10 mm

Art. No.	set	kg	PU
115/2	10	0,513	1

Tap extension wrench

socket wrench for tap extensions and pipe plugs

Art. No.	span width	kg	PU
109/1	3/8 x 3/4" | 3/8"	0,219	1
109/2	1/2 x 3/4" | 3/8"	0,252	1
109/3	1/2 x 11/2" | 3/8"	0,255	1

Hexagon spanner set Hex

Chrome vanadium steel, bright nickel-plated

Art. No.	span width	kg	PU
112/1,5	1,5	0,090	1
112/2	2	0,100	1
112/2,5	2,5	0,003	1
112/3	3	0,005	1
112/4	4	0,010	1
112/5	5	0,016	1
112/6	6	0,028	1
112/7	7	0,035	1
112/8	8	0,050	1
112/9	9	0,075	1
112/10	10	0,120	1
112/11	11	0,130	1
112/12	12	0,150	1
112/13	13	0,203	1
112/14	14	0,283	1
112/15	15	0,307	1
112/17	17	0,466	1
112/19	19	0,660	1
112/22	22	0,950	1
112/24	24	1,200	1

Switch cabinet key

with adaptor for 1/4" bit, hexagonal drive
with reversible bit: length 39 mm, slot 1.0 x 7 mm, cross PH 2

Art. No.	kg	PU
119	0,085	1

Sanitary special tools

Handwheel socket „BRIwheelNut"

Now even the most stubborn barriers are solved with ease!

The special tool, which is protected with a design pattern, consists of a basic body with protruding webs that engage in the openings of almost all handwheels and that can be driven with a ½" ratchet.
Due to the force applied centrally from above and the distribution of the pressure points over several surfaces, a non-destructive actuation of valves and slides is made possible.

Art. No.	↔	span w.	kg	PU
129-50	34	42	0,150	1

PREMIUM bathroom installation set | 17 pieces

17-piece, contents:
Combination corner valve spanner
Double hole punch 32mm + 35mm
Duo valve holder
Tap extension cutter with chip catcher
Combination tap spanner 13 mm with 4 inserts 9, 10, 11, 12 mm and 1 claw
WC seat & sanitary installation spanner BRImultiKey 19 in 1
S-connection installation tool
Stick screwdriver Ø 10 mm
Reversible ratchet, 1/2' drive, with internal and external square drive
Deep hole marker, 2 in 1, black, with sharpener
Plumbing installation spanner
Step spanner for radiators and water, 6 steps

Art. No.	set	kg	PU
677-2	17	3,400	1

PU Packing unit PrU Price unit
The legend for abbreviations for all table headers can be found sorted alphabetically on page 188.

Bestseller Premium product

Bath installation set deluxe | 16 pieces

16-part set
S-bend connector assembly tool
Corner valve screwing aid
Universal screw bit up to 21 mm
Valve holder for eccentric and standard valves
Toilet seat assembly wrench
Ratchet wrench, 4 in 1
Combination basin cock wrench 13 mm with 5 bits 9, 10, 11, 12, 14 mm and 1 claw
Deep hole marker for all surfaces
Reversible ratchet, 1/2“, CV steel, with internal and external square drive bit
Hanger bolt screwdriver Ø 10 mm

Art. No.	set	kg	PU
677-1 ✱	16	3,200	1

Bath installation set basic | 6 pieces

6-part set
1 S-bend connector assembly tool, square socket for 1/2“ drive
1 angle valve screw-in aid, square socket for 1/2“ drive
1 universal screw insert, 1/2“ drive
1 valve holder for rotary control and standard valves
1 open-end wrench 17 x 19 mm
1 reversible ratchet, square socket and square drive bit, 1/2“ drive

Art. No.	set	kg	PU
677 ✱	6	3,794	1

WC seat installation wrench

simple to install and remove WC seats, universal bung wrench with more than 19 possible applictions suitable for virtually all fastening systems



Art. No.	kg	PU
661 ✱	0,060	1

Toilet seat & sanitary installation wrench BRImultiKey 19 in 1

The BRINKO Toilet seat & sanitary installation wrench BRImultiKey 19 in 1 is a multi-talent for the different screw connections on toilet seats, and adapters on water taps and fittings (Perlators/aerators).
WITHOUT an adapter:
Up to 11 different wing nuts of the toilet seat can be opened or screwed on.
WITH adapter:
Open and/or screw on 10 mm nuts (M6 threaded rods) or 13 mm nuts
(M8 threaded rods).

Art. No.	⟷	kg	PU
662	200	0,100	1

Combination washbasin tap wrench

for all fittings up to 14 mm, size 32 mm

Art. No.	set	kg	PU
655 ✱	6	0,527	1

Washbasin tap wrench insert

Art. No.	span width	kg	PU
655-1/9	9	0,011	1
655-1/10	10	0,011	1
655-1/11	11	0,016	1
655-1/12	12	0,016	1
655-1/14	14	0,018	1
655-1/32	Claws	0,151	1

Washbasin tap wrench

for fixing nuts up to size 32 mm

Art. No.	⟷	span w.	kg	PU
665/235	235	8-32	0,495	1

S-connection assembly set

Consisting of:
1 reversible ratchet, CV steel, with 1/2“ drive, with connecting square
1 S-connection assembly tool

Art. No.	set	kg	PU
676-1 ✱	2	0,873	1

S-connection assembly tool

inserting and removing tool, turns to left and right + SW 36

Art. No.	kg	PU
676	0,267	1

Angle valve screw-in aid

to screw angle vales in and out without causing any damage, also suitable for places which are difficult to access

Art. No.	kg	PU
659	0,230	1

Combination angle valve key

The right tool, especially in tight spaces.
For damage-free installation of combination angle valves, which, in addition to connecting a mixer tap, also have an outlet for items like a dishwasher or washing machine.
The angled combination valve spanner is the right tool, especially when space is limited in tight spaces.
in confined spaces.
Commercially available 1/2' ratchets are used for actuation.

Art. No.	↔	kg	PU
659-1	75	0,237	1

Valve holder

For locking eccentric and standard valves, for the installation of traps and drains, on washbasins and bowls, etc.
With movable cross handle

Art. No.	↔	kg	PU
725 ✱	120	0,195	1

Duo valve holder

Now, holding it during installation is no longer a problem, and there's no risk of slipping that could damage the chrome plating.

Art. No.	↔	kg	PU
726	134	0,195	1

Valve extension cutter with chip collection

for trimming 1/2" valve extensions made of red brass

Art. No.	kg	PU
705/1/2	0,112	1

Assembly Connection Gauge

the installation connection gauge is a measuring tool for the optimal alignment of standardized fittings, such as bathtub and shower batteries, corner and recessed valves, pipe connectors, and vents, dimensional and spatial alignment of all common installation inside dimensions 1/2" in bare brickwork

Art. No.	kg	PU
2845	1,245	1

Tap reseating tool

with two compression springs, flat cutters
Size 1: 3/8", 1/2", 3/4"
Size 2: 3/8", 1/2", 3/4", 1"

Art. No.	size	kg	PU
714/1	1	0,350	1
714/2	2	0,338	1

Replacement milling cutters

Art. No.	Inch	kg	PU
718/3/8	3/8"	0,006	1
718/1/2	1/2"	0,010	1
718/3/4	3/4"	0,021	1
718/1	1"	0,030	1

Tap reseating tool

supplied in a metal case:
1 tap reseating tool, cylindrical shape, with two compressed springs
- flat milling cutter: 3/8", 1/2", 3/4", 1"

Art. No.	set	kg	PU
715/2	5	0,877	1

Plumbing Wrenches

Plumbing installation wrench

For fastening washbasins and angle valves, for screwing in hanger bolts

Art. No.	↔	span w.	kg	PU
105/10 ✱	215	17 - 19	0,242	1

Plumbing four-way socket wrench

for valve extensions up to 100 mm: 3/8", 1/2", 3/4", 1"
internal thread for hanger bolts: M8, M10 (with counter thread), M12

Art. No.	span width	kg	PU
106	10 - 22	0,570	1

PU Packing unit PrU Price unit
The legend for abbreviations for all table headers can be found sorted alphabetically on page 188.

✱ Bestseller Premium product

Plumbing four-way socket wrench

for valve extensions up to 80 mm: 3/8“, 1/2“, 3/4“, 1“

Art. No.	span width	kg	PU
106-2	10 - 22	0,540	1

Hanger bolt socket

Hanger bolt nut

for fast and effortless screwing and unscrewing of stay bolts, express and hanger bolts without damaging the thread

Art. No.	Ø	kg	PU
101/10	10	0,188	1

Hanger bolt driver

Multidirectional hanger bolt driver, with hexagonal driver for power tools

Art. No.	Ø	kg	PU
102/8 ✱		0,084	1
102/10 ✱		0,114	1

Hanger bolt wrench

with adjustable chuck, for M6, M8, M10, M12 thread

Art. No.	kg	PU
103	0,288	1

Step wrench

Step wrench set

1 reversible ratchet, 1 step wrench 105 mm

Art. No.	set	↔	kg	PU
674 ✱	2	105	0,679	1

Step wrench set

1 reversible ratchet, 1 step wrench 86 mm

Art. No.	set	↔	kg	PU
675 ✱	2	86	0,556	1

Step wrench for radiator

for radiator screw connections, with square bit drive 18 mm

Art. No.	↔	kg	PU
670/170	170	0,237	1

Turning tool

square drive 18 mm

Art. No.	↔	kg	PU
671/240	240	0,280	1

Step wrench for radiator and water

for radiator screw connections and short tap extensions, with 1/2“ square drive,
6 steps 9.5, 9.8, 11.8, 12.8, 13.8, 17.0

Art. No.	↔	WS	kg	PU
673/86 ✱	86	9,5 - 17	0,097	1

Step wrench for radiator and water

for radiator screw connections and short valve extensions, with 1/2“ square drive
9 steps 8.0, 9.5, 9.8, 11.8, 12.8, 13.8, 16,8 21.5, 22.0

Art. No.	↔	WS	kg	PU
673/105 ✱	105	8 - 22	0,136	1

Step wrench for gas

for gas tap connection fittings
4 stages 12.0, 13.0, 14.0, 15.0

Art. No.	↔	WS	kg	PU
673-1/1	86	12 - 15	0,138	1

Step wrench for gas

for gas tap connection fittings
3 stages 19.0, 22.0, 24.0

Art. No.	↔	span w.	span w.	kg	PU
673-1/2	86	19	24	0,175	1

Step wrench for gas and water

combined use for tap extensions and gas tap connection fittings
5 steps 15.0, 17.0, 19.0, 22.0, 24.0

Art. No.	↔	WS	kg	PU
673-2/2	86	15 - 24	0,181	1

Step wrench

small design for valve nipples

Art. No.	WS	kg	PU
666/1	9,5 - 12,7	0,106	1

Step wrench

small design for valve nipples
3 stages for valve nipples 3/8“, 1/2“, 3/4“

Art. No.	WS	kg	PU
666/2	10 - 17	0,195	1

Socket extractor

Sleeve extractor set

For the extraction of threaded pipe connections, sleeves and nipples 3/8“ aund 1/2 - 3/4“

Art. No.	set	kg	PU
1088 ✱	5	1,426	1

Sleeve extractor

For the extraction of threaded pipe connections, sleeves and nipples

Art. No.	⌀"	kg	PU
1087/5	3/8	0,096	1
1087/7	1/2 - 3/4	0,262	1

Saws

Metal saw bow

with quick dowel pin

Art. No.	Sbl.	kg	PU
1724/300	300	0,750	1

Universal bow saw

with all-purpose saw blade

Art. No.	Sbl.	kg	PU
1726/146	146	0,168	1

Universal bow saw

with all-purpose saw blade

Art. No.	Sbl.	kg	PU
1728/146	146	0,095	1

Universal bow saw | fold-down

with all-purpose saw blade

Art. No.	Sbl.	kg	PU
1729/146	146	0,133	1

Hand Saw Blades

Saw blade Universal

for universal, precise sawing work

Art. No.	↔	TPI	kg	PU
1730/146 ✱	146	24	0,002	1

Saw blade Metal

for high quality sawn edges

Art. No.	↔	TPI	kg	PU
1732/146	146	32	0,002	1

Saw blade Wood

for effortless sawing work in wood

Art. No.	↔	TPI	kg	PU
1731/146	146	14	0,029	1

Metal cutting saw blade HSS

HSS, flexible, for plastcs and metal

Art. No.	↔	TPI	kg	PU
1738/300	300	24	0,017	1

Metal cutting saw blade HSS-Bi-metal

HSS-Bi-metal, flexible

Art. No.	↔	TPI	kg	PU
1739/300 ✱	300	24	0,017	1

Metal cutting saw blade

Spring steel (C 75), double-sided toothing 24 tooth points for metal and 32 tooth points for plastic

Art. No.	↔	TPI	kg	PU
1740/300 ✱	300	24	0,044	1

Knives

Universal knife

Das Original BRINKO cutter knife, blade feed with automatic lock

Das Original BRINKO cutter knife

Art. No.	kg	PU
2980 ✱	0,103	1

Blade dispenser Black Blades

Original BRINKO Black Blades
super sharp blade for precise cuts,
maximum lifespan thanks to flame hardening process

10 x

Original BRINKO Black Blades

Art. No.	kg	PU
2982 ✱	0,081	1

PU Packing unit PrU Price unit
The legend for abbreviations for all table headers can be found sorted alphabetically on page 51.

✱ Bestseller Premium product

Cable knife
with serration and scraper

Art. No.	kg	PU
3525	0,083	1

Cable knife
with serration without scraper

Art. No.	kg	PU
3526	0,057	1

Universal knife
blade depot for 5 blades

Art. No.	kg	PU
2991	0,170	1

Cable stripping knife
cast steel blade with scraper

Art. No.	BL	kg	PU
3520	111	0,071	1

Blade dispenser trapezoidal

10 x

Art. No.	kg	PU
2992	0,025	1

Blade dispenser hook

10 x

Art. No.	kg	PU
2993	0,031	1

Shears

Ideal scissors
right-hand cutting

Art. No.	↔	kg	PU
762/260 ✱	260	0,581	1

Ideal scissors

Art. No.	↔	kg	PU
786/260	260	0,609	1

Punching scissors
right-hand cutting

Art. No.	↔	kg	PU
792/250	250	0,500	1

Punching scissors
right-hand cutting

Art. No.	↔	kg	PU
793/250	250	0,514	1

Shaped punching scissors
right-hand cutting

Art. No.	↔	kg	PU
794/250	250	0,470	1

Straight cutting scissors

Art. No.	↔	kg	PU
798/300	300	0,726	1

Hammers

Club hammer
with hickory handle

Art. No.	↔	kg	PU
1409/1000	260	1,128	1
1409/1250	260	1,388	1
1409/1500	280	1,650	1

Club hammer with 3-component handle
Vibration-free club hammer with 3-component high-safety handle

Art. No.	↔	kg	PU
1412/1000	260	1,173	1

Cross peen hammer
with hickory handle

Art. No.	↔	kg	PU
1470/300	300	0,373	1
1470/500	320	0,601	1

Fitter‘s hammer with 3-component handle
Vibration-free fitter‘s hammer with 3-component handle

Art. No.	↔	kg	PU
1475/300	320	0,373	1
1475/500	320	0,573	1
1475/1000	320	1,173	1

Soft-faced hammer with 3-component handle
Soft-faced hammer with 3-component high-safety handle and steel middle element

Art. No.	↔	Ø	kg	PU
1480/32	300	32	0,373	1
1480/40	320	40	0,473	1

We reserve the right to make technical changes and printing errors. The General Terms and Conditions apply.

Chisels

Chisel

Art. No.	SW	kg	PU
2174/26	26	0,203	1

Stone chisel 28 x 250 mm

with accident-proof impact heads

Art. No.	↔	SW	Thickness	kg	PU
1325/250	250	28	20 x 12	0,386	1
1325/300	300	30	23 x 13	0,588	1
1325/350	350	32	23 x 13	0,699	1

Slot chisel 30 x 230 mm

with accident-proof impact heads

Art. No.	↔	SW	Thickness	kg	PU
1332/230	230	30	18	0,356	1
1332/300	300	30	18	0,476	1

Electrician‘s chisel

with accident-proof impact heads

Art. No.	↔	SW	Thickness	kg	PU
1333/200-10	200	10	8	0,092	1

Sharp chisel SDS-Plus

Art. No.	↔	kg	PU
1340/250	250	0,171	1

Flat chisel SDS Plus

Art. No.	↔	SW	kg	PU
1341/250 ✱	250	20	0,253	1

Spade chisel SDS Plus

Art. No.	↔	SW	kg	PU
1342/200 ✱	200	40	0,264	1

Nail setter

Art. No.	Length	kg	PU
1391/6	6	0,162	1

Pointed punsh

Art. No.	↔	Thickness	kg	PU
1315/120-10	120	10	0,062	1
1315/120-12	120	12	0,089	1

Brushes

Wire brush

Steel wires

Art. No.	↔	Rows	kg	PU
1708/3	295	3	0,103	1
1708/4 ✱	295	4	0,151	1
1708/5	295	5	0,145	1

Wire brush

Brass wires

Art. No.	↔	Rows	kg	PU
1708-1/3	295	3	0,116	1
1708-1/4	295	4	0,137	1

Burner brush

wooden body

Art. No.	↔	Rows	kg	PU
1709-1/80 ✱	200	2	0,027	1

Burner brush

with plastic handle

Art. No.	↔	Rows	kg	PU
1710	225	2 x 13	0,130	1

Fitting brush

for cleaning the inside of pipe ends

Art. No.	↔	○"	kg	PU
1706/12	12	3/8	0,027	1
1706/15 ✱	15	1/2	0,025	1
1706/18	18	5/8	0,027	1
1706/22	22	3/4	0,028	1
1706/28	28	1	0,038	1

Fitting brush

for cleaning the inside of pipe ends

Art. No.	↔	○"	kg	PU
1706-1/15	15	1/2	0,055	1
1706-1/18	18	5/8	0,055	1
1706-1/22	22	3/4	0,060	1

Fitting brush

for cleaning the outside of copper pipe ends

Art. No.	↔	○"	kg	PU
1705/12	12	3/8	0,021	1
1705/15	15	1/2	0,026	1
1705/22	22	3/4	0,032	1
1705/28	28	1	0,040	1

Brass brush

in three rows

Art. No.	↔	Rows	kg	PU
1709/40x20 ✱	175	3	0,023	1

PU Packing unit PrU Price unit
The legend for abbreviations for all table headers can be found sorted alphabetically on page 51.

✱ Bestseller Premium product

Files

Engineer‘s file half round

Cut 2 (semi-finished)

Art. No.	BL	CW	kg	PU
1654-1/250	250	7	0,290	1

Engineer‘s file round

Cut 2 (semi-finished)

Art. No.	BL	CW	kg	PU
1653-1/250	250	10	0,165	1

Installation rasp

Art. No.	BL	CW	kg	PU
1658-1/250	250	7	0,262	1

Engineer‘s file flat

Cut 2 (semi-finished)

Art. No.	BL	CW	kg	PU
1655-1/250	250	6,3	0,339	1

Wood rasp

Cut 2 (semi-finished)

Art. No.	BL	CW	kg	PU
1666-1/250	250	23,8	0,247	1

File rasp

Art. No.	BL	CW	kg	PU
1664/200	200	23,5	0,170	1

Plaster's Tools

Plaster ladle

Art. No.	Ø	kg	PU
2994/160	160	0,340	1

Plaster cup

Art. No.	Ø	kg	PU
2996/135	135	0,161	1

Painter‘s spatula

Art. No.	W	kg	PU
2952/30	30	0,050	1
2952/40	40	0,058	1
2952/50	50	0,060	1
2952/70	70	0,080	1

Plasterer‘s spatula

Art. No.	W	kg	PU
2900/60	60	0,075	1

Trowel

Art. No.	↔	kg	PU
2904/140	140	0,166	1

Tongue trowel

Art. No.	↔	kg	PU
2908/160	160	0,139	1

Brushes

Water brush

Art. No.	Ø	kg	PU
2998	30	0,026	1

Flat brush

Art. No.	Width	kg	PU
2999-1/25	25	0,016	1
2999-1/50	50	0,031	1

Radiator brush

Art. No.	Width	kg	PU
2997/25	25	0,021	1
2997/40	40	0,021	1

Tool cases

Tool case plumbing

Hard-top case

Art. No.	W	H	D	kg	PU
7410	480	370	225	6,500	1

Tool case BRIactive

Hard-top case, black, fitted with 28 special tools

Art. No.	set	empty	kg	PU
7419	29	7410	11,700	1

Tool case Plumbing CLASSIC

Hard-top case, black, fitted with 22 special tools

Art. No.	set	empty	kg	PU
7418	23	7410	11,809	1

Tool case Plumbing EXCLUSIVE

Hard-top case, black, fitted with 37 special tools

Art. No.	set	empty	kg	PU
7438	38	7410	16,489	1

Young technician toolbox - Plumbing/heating

Hard-top case, black,
fitted with 22 special tools

Art. No.	set	empty	kg	PU
7421	23	7410	0,000	1

Apprentice case BRIbasic

Hard case, black, fitted with 14 special tools

Art. No.	set	empty	kg	PU
7416	15	220030	5,500	1

PU Packing unit PrU Price unit
The legend for abbreviations for all table headers can be found sorted alphabetically on page 51.

* Bestseller Premium product

Skater tool trolley

Hardshell case made of PP plastic

Art. No.	W	H	D	kg	PU
7413	470	360	220	9,300	1

HDPE tool case extra deep

Tool case made of a combination of cowhide and ABS plastic



Art. No.	W	H	D	kg	PU
7360	450	340	190	3,800	1

Cowhide & ABS tool case Premium Plumbing EXCLUSIVE

Tool case made of a combination of cowhide and ABS plastic

Art. No.	set	empty	kg	PU
7362	38	7360	11,815	1

Bags

Tool backpack BRItoGo

Work on the go with the BRINKO tool backpack BRItoGo

Art. No.	W	H	D	kg	PU
7521	400	450	260	3,000	1

Tool wallet

Art. No.	W	H	kg	PU
7000/5	250	300	0,126	1
7000/15	680	330	0,260	1

Servcie bag

Strong tool bag made of hard-wearing 600D Polyester, Equipped with 24 special tools

Art. No.	W	H	D	kg	PU
7515	450	350	190	2,157	1

Service bag Plumbing CLASSIC

Strong tool bag made of hard-wearing 600D Polyester, fitted with 22 special tools

Art. No.	set	empty	kg	PU
7516	25	7515	7,366	1

Equipped according to **Chemical Climate Protection Regulation**

Heat pumps | Refrigeration equipment | Complete package | Configuration

Cold-climate equipment

Cold-climate set metric complete – BRIcoolTec – SET1

NEW

Cold-climate equipment from BRINKO
In partnership with our specialized trade partners, we offer 4 sets, for metric or imperial pipes, with or without brazing equipment (if already available). BRIcoolTec – SET1 metric complete (Art. No. 4901) Includes all specific tools required for certification, including brazing equipment (refrigerant bottles, disposal bottles, and the corresponding connections, as well as nitrogen bottles, must be ordered from certified gas suppliers).

Comprising:
Tool box – WZB
Cold tool box metric – KWM
Assembly aid box – MHB
Cold hose box – KSB
Vacuum box – VKU
Refrigerant scale box – KMW
Extraction device box – ASG
Personal protective equipment box – PPE
Water-coolant measuring equipment box – WKM
Sorting box – SOB
Small parts box – KTB
Non-linting non-woven cleaning cloths 30 x 38 cm – VPT
Expander set metric – EXP-M
Hydraulic pipe bending set metric – HRB-M
Brazing set - HLS
Carrying straps for boxes (3 pieces) – TG
Roller cart for boxes – RW

The BRINKO BRIbox system is compatible with the metaBOX system.

Art. No.	set	kg	PU
4901	92	94,980	1

PU Packing unit PrU Price unit
The legend for abbreviations for all table headers can be found sorted alphabetically on page 51.

* Bestseller Premium product

Cold-climate set metric without brazing – BRIcoolTec – SET2

NEW

Cold-climate equipment from BRINKO
In partnership with our specialized trade partners, we offer 4 sets, for metric or imperial pipes, with or without brazing equipment (if already available). BRIcoolTec – SET2 metric without brazing equipment (Art. No. 4902) Includes all specific tools required for certification, without brazing equipment (refrigerant bottles, disposal bottles, and the corresponding connections, as well as nitrogen bottles, must be ordered from certified gas suppliers).

Consisting of:
Tool box - WZB
Refrigeration tool box metric - KWM
Fitter‘s aid box - MHB
Refrigerant hose box - KSB
Vacuum box - VKU
Refrigerant scale box - KMW
Suction unit box - ASG
Personal protective equipment box - PSA
Water refrigeration measuring technology box - WKM
Sorting box - SOB
Small parts box - KTB
Non-woven cleaning cloths, lint-free 30 x 38 cm - VPT
Metric expander set - EXP-M
Hydraulic pipe bender set metric - HRB-M
Carrying straps for boxes (3 pieces) - TG
Trolley for boxes - RW

The BRINKO BRIbox system is compatible with the metaBOX system.

Art. No.	set	kg	PU
4902	91	82,280	1

Cold-climate set imperial complete – BRIcoolTec – SET3

NEW

Cold-climate equipment from BRINKO
In partnership with our specialized trade partners, we offer 4 sets, for metric or imperial pipes, with or without brazing equipment (if already available). BRIcoolTec – SET3 imperial complete (Art. No. 4911) Includes all specific tools required for certification, including brazing quipment (refrigerant bottles, disposal bottles, and the corresponding connections, as well as nitrogen bottles, must be ordered from certified gas suppliers).

Consisting of:
Tool box - WZB
Refrigeration tool box, imperial - KWZ
Fitter‘s aid box - MHB
Refrigerant hose box - KSB
Vacuum box - VKU
Refrigerant scale box - KMW
Suction unit box - ASG
Personal protective equipment box - PSA
Water refrigeration measuring technology box - WKM
Sorting box - SOB
Small parts box - KTB
Non-woven cleaning cloths, lint-free 30 x 38 cm - VPT
Inch expander set - EXP-Z
Hydraulic pipe bender set imperial - HRB-Z
Brazing set - HLS
Carrying straps for boxes (3 pieces) - TG
Trolley for boxes - RW

The BRINKO BRIbox system is compatible with the metaBOX system

Art. No.	set	kg	PU
4911	94	94,980	1

Cold-climate set imperial without brazing – BRIcoolTec– SET4

NEW

Cold-climate equipment from BRINKO
In partnership with our specialized trade partners, we offer 4 sets, for metric or imperial pipes, with or without brazing equipment (if already available). BRIcoolTec – SET4 imperial without brazing equipment (Art. No. 4912)
Includes all specific tools required for certification, without brazing equipment (refrigerant bottles, disposal bottles, and the corresponding connections, as well as nitrogen bottles, must be ordered from certified gas suppliers).

Consisting of:
Tool box - WZB
Refrigeration tool box, imperial - KWZ
Fitter‘s aid box - MHB
Refrigerant hose box - KSB
Vacuum box - VKU
Refrigerant scale box - KMW
Suction unit box - ASG
Personal protective equipment box - PSA
Water refrigeration measuring technology box - WKM
Sorting box - SOB
Small parts box - KTB
Non-woven cleaning cloths, lint-free 30 x 38 cm - VPT
Inch expander set - EXP-Z
Hydraulic tube bending set imperial - HRB-Z
Carrying straps for boxes (3 pieces) - TG
Trolley for boxes - RW

The BRINKO BRIbox system is compatible with the metaBOX system

Art. No.	set	kg	PU
4912	93	82,280	1

Pressure test

Pressure testing pump

for safe tightness testing on water pipes, brass piston, 1/2" hose connection

Art. No.	bar	kg	PU
7640	60	7,800	1
7640-1		0,070	1
7640-2		0,727	1

Pressure testing pump stainless steel

for safe tightness testing on pipes, in particular with chemically contaminated, aggressive liquids, also suitable for solar panel systems and underfloor heating systems

PREMIUM

Art. No.	bar	kg	PU
7641	60	6,400	1
7641-1		0,070	1

Pencils & Marker

DRY Profi

Effective pressing mechanism for automatic lead propulsion in robust stainless steel tube

Art. No.	kg	PU
2513	0,018	1

DRY Profi LED

Integrated LED lamp for precise markings in poorly-lit areas

Art. No.	kg	PU
2514	0,029	1

Deep-hole marker 2-in-1 with a sharpener

One pen – two functions
With a cap: Retractable pencil for precise marking and writing
Without a cap: Deep-hole marker for drilling and installation tasks

Art. No.	↔	kg	PU
2528	165	0,021	1

Duo marker sanitary

1 pen, 2 colours
made of high-quality lime wood this soft hardwood can be sharpened very well and offers an optimal combination of stability and flexibility), for marking different measuring points, hot and cold water pipes or for corrections

Art. No.	↔	kg	PU
2510	175	0,012	1

DRY construction marker

integrated tip, ideal single hand operation

Art. No.	kg	PU
2511	0,028	1

DRY leads | Graphite

12x graphite 2B

Art. No.	set	kg	PU
2511-1	12	0,029	1

DRY leads | Basic

graphite, red, yellow

Art. No.	set	kg	PU
2511-2	12	0,028	1

DRY leads | Special

white, green, blue

Art. No.	set	kg	PU
2511-3	12	0,026	1

INK deep hole marker black

Art. No.	kg	PU
2515/1	0,019	1

INK deep hole marker red

Art. No.	kg	PU
2515/2	0,019	1

INK deep hole marker blue

Art. No.	kg	PU
2515/3	0,019	1

All-purpose pencil

also writes on greasy or damp surfaces

Art. No.	↔	kg	PU
2524/235	235	0,014	1

Carpenter's pencil

Art. No.	↔	kg	PU
2523/240	240	0,012	1

Sharpener

Art. No.	kg	PU
2522	0,010	1

PU Packing unit PrU Price unit
The legend for abbreviations for all table headers can be found sorted alphabetically on page 51.

* Bestseller PREMIUM Premium product

Marking chalk red

Art. No.	↔	kg	PU
2525	120	0,010	1

Marking chalk yellow

Art. No.	↔	kg	PU
2525-1	120	0,010	1

Marking chalk blue

Art. No.	↔	kg	PU
2525-2	120	0,010	1

Soapstone crayon

Art. No.	↔	kg	PU
2526/100	100	0,026	1

Set of numbers

normal quality, to be hammered into steel and iron
3 mm, 7 mm, 70 mm

Art. No.	size	set	kg	PU
3552/3	3	9	0,266	1
3552/4	4	9	0,320	1
3552/6	6	9	0,555	1
3552/8	8	9	0,869	1

Letter set

Normal quality, capital letters

Art. No.	size	set	kg	PU
3562/6	6	27	1,615	1

Spirit Levels

Lightweight metal spirit level

Art. No.	↔	kg	PU
2836/300	300	0,180	1
2836/400	400	0,267	1
2836/600	600	0,378	1
2836/800	800	0,505	1
2836/1000	1000	0,646	1

Magnetic spirit level

with extra strong magnets for a secure hold on pipes, metal in inside walls, installations and other steel components

Art. No.	↔	kg	PU
2836-1/400	400	0,299	1
2836-1/600	600	0,451	1
2836-1/800	800	0,560	1
2836-1/1000	1000	0,670	1

Spirit level

integrated magnetic strip at the bottom, with hanging hole

Art. No.	↔	W	kg	PU
2839	230	38	0,073	1

Brackets

Bracket

Steel, galvanized, rust-protected, with stop

Art. No.	TL long	TL short	kg	PU
2562/1000	1000	500	2,214	1

Measuring Tools

Roller tape 3 m

with automatic rewind, stop button and lock

Art. No.	↔	W	kg	PU
2640/3	3 m		0,115	1
2640/5	5 m		0,210	1

Folding ruler

10 sections, high measurement accuracy

Art. No.	↔	W	kg	PU
2705/2	2 m	14	0,137	1

Calliper

back with thread and weight table

Art. No.	TMA	kg	PU
2748/135	0 - 150	0,161	1

Feeler gauge

Art. No.	TL	TMA	kg	PU
2814/20	100	0.05-1	0,089	1

Plumbline

Art. No.	Ø	⟷ m	kg	PU
2861/50	1	50	0,040	1

Plumbline

Art. No.	Ø	⟷ m	kg	PU
2862/50	1,7	50	0,046	1

Gloves

Breathable protective gloves

very comfortable to wear, hands remain cool and dry

PREMIUM

EN 388 4121

Art. No.	size	size	kg	PU
3454/9	9	L	0,043	1
3454/10	10	XL	0,043	1
3454/11	11	XXL	0,043	1

Work gloves BRIGecko

latex-coated glove palm, repels liquid

PREMIUM

EN 388 3143

Art. No.	size	size	kg	PU
3458/9	9	L	0,105	1
3458/10	10	XL	0,063	1

Work gloves (pig leather)

made of pig leather, knuckle protection, elastic band

Art. No.	size	size	kg	PU
3456	10,5	XL	0,105	1

Work gloves - Final assembly

PU-coating

EN 388 4131

Art. No.	size	size	kg	PU
3459/10	10	XL	0,105	1

Cut-protection gloves

excellent grip, comfortable, close fit and elastic, excellent protection (Cat. 5) when working with sharp-edged objects

5

EN 388 4543

Art. No.	size	size	kg	PU
3451/10	10	XL	0,105	1

Safety Glasses

Safety glasses

especially for spectacle wearers

Art. No.	kg	PU
4255	0,062	1

Safety glasses

3M reflective strips at edge of glasses

Art. No.	kg	PU
4258	0,045	1

Safety glasses

3M reflective strips at edge of glasses

Art. No.	kg	PU
4259	0,030	1

PU Packing unit PrU Price unit
The legend for abbreviations for all table headers can be found sorted alphabetically on page 51.

* Bestseller Premium product

Safety glasses

Art. No.	kg	PU
4266	0,060	1

Safety glasses

attractive design

Art. No.	Col.	kg	PU
4278-1	silver	0,023	1
4278-3	blue	0,023	1

Welder's Goggles

Welder's tightly fitting safety goggles

bead made of PVC

Art. No.	kg	PU
4250	0,077	1

Replacement lenses

Art. No.	Col.	kg	PU
4262	transparent	0,034	1

Protection

Ear muffs

Art. No.	dB	kg	PU
4210	24	0,170	1

Ear plugs

Art. No.	dB	kg	PU
4207	25	0,011	1

Load securing

Siphon

Guaranteed the right siphon for your application with the highest degree of security,
load-bearing capacity: up to max. 80 kg horizontally, 40 kg vertically

Art. No.	kN	kg	PU
1180	0,39	0,600	1

Tension cable | 8 mm, length 1 m

versatile and practical

Art. No.	↔	ST	kg	PU
1140/8	1000	8	0,070	10

Pipe cutter

Carbon steel, stainless steel pipe cutter

Special pipe cutter for INOX, C-steel and Cu pipes, pipes with Ø 3 35 mm or 1“, up to 3 mm wall thickness

Art. No.	Ø	kg	PU
633-71/35 ✱	3 - 35	0,333	1

Replacement parts for INOX pipe cutter 633-71/35

633-75A	Cutting wheel with needle bearing | Stainless steel, carbon steel	1
633-76	Guide roller set	1
633-2	Deburrer	1
633-4	Wheel bolt	1

Ratchet cut | stainless steel, carbon steel

Problem-solver for pipes that are already installed

PREMIUM

Art. No.	Ø	kg	PU
622/28	8 - 28	0,479	1

Replacement parts for ratchet cut 622/28

622-1	Cutting wheel Stainless steel, carbon steel	1

Mini pipe cutter

For stainless steel, copper and brass pipes Ø 3 – 16 mm, 1/8 – 5/8“

Art. No.	Ø	kg	PU
631 ✱	3 - 16	0,138	1

Replacement parts for mini pipe cutter 631

632-1	Cutting wheel | Stainless steel, copper, brass	1
632-11	Cutting wheel | Copper, brass	1
631-2	Roller	1
631-3	Roller bolts	1
631-4	Wheel bolt	1

Miniature pipe cutter

For stainless steel, copper and brass pipes

Art. No.	Ø	kg	PU
631-5	3-25	0,188	1

Replacement parts for miniature pipe cutter 631-5

632-1	Cutting wheel | Stainless steel, copper, brass	1
632-11	Cutting wheel | Copper, brass	1
631-52	Roller	1
631-53	Roller bolts	1
631-54	Wheel bolt	1

Compact pipe cutter

For pipes Ø 3 – 30 mm, 1/8 – 1 1/8“

Art. No.	Ø	kg	PU
631-10	3 - 30	0,230	1

Replacement parts for compact pipe cutter 631-10

632-1	Cutting wheel | Stainless steel, copper, brass	1
632-11	Cutting wheel | Copper, brass	1
631-12	Roller	1
631-13	Roller bolts	1
631-14	Wheel bolt	1

Pipe cutter with deburrer for stainless steel, copper and brass pipes, plastic and composite pipes

With extra strong fast running spindle
4-roller guide with groove for beading
integrated rotation deburrer
made of die-cast magnesium, particularly light

Art. No.	Ø	kg	PU
633/35 ✱	3 - 32	0,336	1
633/45	9 - 45	0,620	1

Replacement parts for pipe cutter with deburrer 633

633-1	Cutting wheel | Plastic, composite	1
632-1	Cutting wheel | Stainless steel, copper, brass	1
632-11	Cutting wheel | Copper, brass	1
633-2	Deburrer	1
633-3	Roller	1
633-4	Wheel bolt	1

Combination pipe cutter with deburrer

For pipes Ø 6 – 67 mm, 1/4 – 2 1/2“
for copper and brass pipes, plastic - two cutting wheels

Art. No.	Ø	kg	PU
627	6 - 76	0,540	1

Replacement parts for combination pipe cutter 627

627-1	Cutting wheel | Plastic, composite (up to 6 mm)	1
627-2	Cutting wheel | Stainless steel, copper, brass, steel	1
627-4	Wheel bolt	1

INOX pipe cutter Plus with deburring unit

Special pipe cutter for INOX pipes Ø 6 – 76 mm, 1/4 – 3“
Quick spindle adjustment
guide rolls with needle bearings | 2 needle bearings per roll - stainless steel rolls

Art. No.	Ø	kg	PU
627-70	6 - 76	0,944	1

Replacement parts for INOX pipe cutter plus 627-70

627-71	Cutting wheel | Stainless steel	1
627-4	Wheel bolt	1

Pipe cutter

For steel pipes with up to 2 mm wall thickness, in particular for galvanised pipes

Art. No.	Ø	kg	PU
629/2	10 - 60	2,173	1
629/4	32 - 115	5,300	1

Replacement parts for pipe cutter 629-2

629-1/2	Cutting wheel | Steel	1
629-2/2	Roller	1
629-3/2	Roller bolts	1
629-4/2	Wheel bolt	1

Replacement parts for pipe cutter 629-4

629-1/4	Cutting wheel | Steel	1
629-2/4	Roller	1
629-3/4	Roller bolts	1
629-4/4	Wheel bolt	1

PU Packing unit PrU Price unit
The legend for abbreviations for all table headers can be found sorted alphabetically on page 51.

✱ Bestseller PREMIUM Premium product

Ratchet cut | Plastic

Problem-solver for pipes that are already installed

Art. No.	kg	PU
622/63	1,104	1

Replacement parts for ratchet cut 622/63

627-1	Cutting wheel | Plastic, composite (up to 6 mm)	1
627-2	Cutting wheel | Stainless steel, copper, brass, steel	1

Plastic pipe cutter

for thick-walled plastic pipes (PE, PP, PVDF) Ø 50 – 140 mm

Art. No.	Ø	kg	PU
628/140	50 - 140	1,480	1

Replacement parts for plastic pipe cutter 628/140

628-1	Cutting wheel | Plastic, multi-layer composite	1

Cutting Wheels

Cutting wheel | Stainless steel

replacement cutting wheel suitable for stainless steel
suitable for:
Art. no. 627-70

Art. No.	Outer Ø	Inner Ø	ST	kg	PU
627-71	19	5	5	0,005	1

Cutting wheel | Plastic

especially for plastic and composite pipe with up to 6 mm wall thickness and for hard plastics with up to 2 mm wall thickness
suitable for:
Art.-no. 627
Art.-no. 622/63

Art. No.	Outer Ø	Inner Ø	ST	kg	PU
627-1	25	5	6	0,005	1

Cutting wheel | Stainless steel

- 627-2 especially for INOX, copper, brass, steel
- suitable for:
Item no. 627
Item no. 622/63

Art. No.	Outer Ø	Inner Ø	ST	kg	PU
627-2	20	5	6	0,006	1

Cutting wheel | Plastic

for plastic and composite pipes up to 8 mm wall thickness
suitable for:
Art. no. 627

Art. No.	kg	PU
627-5	0,005	1

Cutting wheel | Stainless steel, carbon steel, copper

replacement cutting wheel suitable for stainless steel and carbon steel
suitable for: Art. no. 622/28
- Outer Ø 19 mm
- Inside Ø 6 mm
- Thickness 3 mm

Art. No.	Outer Ø	Inner Ø	ST	kg	PU
622-1	19	6	3	0,003	1

Cutting wheel | Stainless steel, carbon steel, copper

replacement cutting wheel with needle bearing
suitable for stainless steel, carbon steel, copper
suitable for:
Art. no. 633-71/35

Art. No.	Outer Ø	Inner Ø	ST	kg	PU
633-75A	19	5	5	0,005	1

Cutting wheel | Stainless steel, carbon steel, copper

replacement cutting wheel with needle bearing
suitable for stainless steel, carbon steel, copper
suitable for:
Art. no. 633-70/35
- Outer Ø 19 mm
- Inside Ø 5 mm
- Thickness 8 mm

Art. No.	Outer Ø	Inner Ø	ST	kg	PU
633-75	19	5	8	0,011	1

Cutting wheel | Stainless steel, copper, brass

replacement cutting wheel suitable for stainless steel, copper and brass
suitable for:
Art. no. 631
Art. no. 631-5
Art. no. 631-10
Art. no. 633/35
Art. no. 633/45

Art. No.	Outer Ø	Inner Ø	ST	kg	PU
632-1	20	5	5	0,005	1

Cutting wheel | Copper, brass

replacement cutting wheel suitable for Kupfer und Messing
suitable for:
Art. no. 631
Art. no. 631-5
Art. no. 631-10
Art. no. 633/35
Art. no. 633/45

Art. No.	Outer Ø	Inner Ø	ST	kg	PU
632-11	20	5	5	0,055	1

Cutting wheel | Plastic, composite

replacement cutting wheel suitable for plastic, composite
suitable for:
Art. no. 633/35
Art. no. 633/45

Art. No.	Outer Ø	Inner Ø	ST	kg	PU
633-1	12	5	5	0,005	1

Cutting wheel | Steel

suitable for:
Art. no. 629

Art. No.	Outer Ø	Inner Ø	ST	kg	PU
629-1/2	31	9	19	0,029	1
629-1/4	41,5	9	19	0,054	1

Cutting wheel | Plastic

especially for thick-walled, hard plastic and multi-layer composite pipe
suitable for:
Art. no. 628

Art. No.	Outer Ø	Inner Ø	ST	kg	PU
628-1	53	8	11	0,026	1

Plastic pipe shears

Plastic pipe scissors

For one-hand operation with automatic blade retraction for Ø 6 – 35 mm

Art. No.	Ø	kg	PU
634/35	6 – 35	0,500	1

Replacement blade | Plastic pipe scissors

Art. No.	kg	PU
634-1/35	0,094	1

Automatic plastic tube shears

with ratchet mechanism
for tubes in PVC, PE, PD, PEX, PVDF with a wall thickness of up to 2 mm and composite tubes
single-hand operation and recoil-free ratchet mechanism, high safety standard
durable blade made of tempered steel with a precise angle for easy cutting of plastic tubes, with V-cut
little power required thanks to special teeth design

PREMIUM

VIDEO | 635

Art. No.	Ø	kg	PU
635/35 ✱	35	0,407	1
635/42	42	0,360	1

Replacement blade | Plastic pipe scissors

Art. No.	Ø	kg	PU
635-10/35	35	0,083	1
635-10/42	42	0,093	1

Pipe deburrer | calibrator

Pipe deburrer plastic pipes

for internal and external deburring of hard and thick-walled plastic pipes, Ø 25 – 63 mm



Art. No.	Ø	kg	PU
647/63	25-63	0,378	1

Pipe deburrer

for internal and external deburring of copper, aluminium and plastic pipes Ø 4 – 35 mm

Art. No.	Ø	kg	PU
646	4-35	0,033	1

Pipe deburrer

for internal and external deburring of stainless steel, brass, aluminium and plastic pipes

Art. No.	Ø	kg	PU
648/35	8-35	0,193	1
648/54	10-54	0,480	1

Calibration tool

Calibration ring and mandrel, for non-dimensionally stable copper pipes

Art. No.	kg	PU
638/12	0,085	1
638/15	0,170	1
638/18	0,214	1
638/22	0,298	1

Pipe Bending Tools

Hydraulic pipe bending set | Combined

Supplied in a strong plastic case:
1 hydraulic hand pipe bending tool
9 bending segments, aluminium pressure die-casting, 10, 12, 15, 16, 18, 20, 22, 26, 32 mm
5 dollys

Art. No.	set	Ø	kg	PU
637-10	15	10 - 32	8,404	1

Hydraulic pipe bending set | Basic composite

Supplied in a strong plastic case:
1 hydraulic hand pipe bending tool
4 bending segments, die-cast aluminium, 16, 20, 26, 32 mm
4 dollies

Art. No.	set	Ø	kg	PU
637-20	9	16 - 32	7,433	1

Hydraulic pipe bending set imperial – HRB-Z

The hydraulic pipe bending set imperial enables easy and smooth bending of soft, semi-hard, and coated copper and mild steel pipes with imperial outer dimensions.

NEW

Art. No.	set	kg	PU
637-30	11	5,460	1

PU Packing unit PrU Price unit
The legend for abbreviations for all table headers can be found sorted alphabetically on page 51.

✱ Bestseller Premium product

Hydraulic pipe bending set metric - HRB-M

The metric hydraulic pipe bending set enables easy and smooth bending of soft, semi-hard and coated copper and mild steel pipes with metric external dimensions.

NEW

Art. No.	set	kg	PU
637-40	9	5,460	1

Bending segment pipes metric

bending radius 4x diameter

Art. No.	Ø	kg	PU
637-1/10	10	0,099	1
637-1/12	12	0,112	1
637-1/14	14	0,125	1
637-1/15	15	0,127	1
637-1/16	16	0,140	1
637-1/17	17	0,142	1
637-1/18	18	0,187	1
637-1/20	20	0,190	1
637-1/22	22	0,200	1
637-1/26	26	0,099	1
637-1/32	32	0,099	1

Bending segment pipes imperial

bending radius 4x diameter

Art. No.	kg	PU
637-31/1/4	0,093	1
637-31/5/16	0,092	1
637-31/3/8	0,080	1
637-31/1/2	0,130	1
637-31/5/8	0,152	1
637-31/3/4	0,196	1
637-31/7/8	0,222	1

Dollies

Counter support for hydraulic tube bending devices

Art. No.	Ø	kg	PU
637-6/1	10 – 12	0,334	1
637-6/2	14 – 17	0,363	1
637-6/3	18 – 22	0,452	1
637-6/4	26	0,452	1
637-6/5	32	0,452	1
637-2	Spare nut	0,010	1
637-4	Spare screw	2,295	1

Copper pipe bending pliers

for soft copper pipes and chrome-plated copper pipes

Art. No.	Ø	kg	PU
636-1/10	10	0,799	1
636-1/12	12	0,828	1

Copper pipe bending springs

for bending by hand, for soft and soft chrome-plated copper

Art. No.	Ø	↔	kg	PU
701/8	8	250	0,107	1
701/10	10	250	0,123	1
701/12	12	300	0,170	1
701/15	15	300	0,268	1
701/16	16	300	0,272	1

Pipe widening tools

Expander set imperia – EXP-Z

With the imperial expander set, copper pipes with inch dimensions can be correctly expanded to insert a copper pipe of the same diameter and connect it with brazing.

NEW

Art. No.	set	kg	PU
720-30	9	2,940	1

Expander set metric – EXP-M

With the metric expander set, copper pipes with metric dimensions can be correctly expanded to insert a copper pipe of the same diameter and connect it with brazing.

NEW

Art. No.	set	kg	PU
720-40	9	2,940	1

Shut-off bladders

Sealing balloon

pneumatic sealing system for various pipe diameters

Art. No.	↔	Ø	kg	PU
3800-1/1	140	30 - 50	0,137	1
3800-1/2	135	50 - 80	0,210	1
3800-1/3	120	70 - 100	0,276	1
3800-1/4	230	90 - 150	0,722	1

Compressed air hose

Extension hose for sealing bubbles

Art. No.	↔	kg	PU
3800-2	3 m	0,330	1

Air pump with manometer

for shut-off bladders Art. No. 3800-1

Art. No.	kg	PU
3800-3	1,554	1

BRINKO® powered by haupa

Shut-off bladders

Plug for inner pipe

Mechanical pipe sealing system for inner pipe

Art. No.	Ø	kg	PU
3806/1	96-103	0,237	1
3806/2	147-154	0,802	1
3806/3	196-204	1,002	1

Plug for end pipe

Mechanical pipe sealing system for end pipe

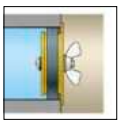

Art. No.	Ø	kg	PU
3805/1	39-42	0,075	1
3805/2	49-55	0,100	1
3805/3	71-79	0,229	1
3805/4	96-103	0,295	1
3805/5	147-154	0,812	1

Pipe Cleaning

Pipe cleaning pump

Suction and pressure cleaner for blocked pipes

Art. No.	kg	PU
3722 ✱	1,700	1

Pipe cleaning tool

Cleaning tool for manual and machine operation, for pipes Ø 30 – 50 mm

Art. No.	⇹	Ø	kg	PU
3720	7,5 m	30-50	3,500	1

Replacement shaft

Galvanized spring steel

Art. No.	⇹	Ø	kg	PU
3720-1	7,5 m	30-50	2,000	1

Quick release chuck

for pipe cleaning device Art. No. 3720

Art. No.	Ø	kg	PU
3720-2	30-50	0,177	1

Pipe cleaning shaft

single layer, for household use and simple work

Art. No.	⇹	Shank Ø	kg	PU
3700/3 ✱	3 m	5	0,279	1
3700/5	5 m	5	0,652	1

Pipe cleaning shaft

single layer, for simple work

Art. No.	⇹	Shank Ø	kg	PU
3701/3	3 m	9	1,085	1
3701/5	5 m	9	1,398	1
3701/10	10 m	9	3,472	1

Pipe cleaning shaft

3/8“ Whitworth thread

Art. No.	⇹	Shank Ø	kg	PU
3714/5	10 m	8	1,700	1
3714/10	5 m	8	3,200	1

Pipe cleaning shaft

double layer, adjustable handle

Art. No.	⇹	Shank Ø	kg	PU
3702/5 ✱	5 m	7	1,250	1
3702/8	8 m	7	1,897	1

Pipe cleaning shaft

1/2“ Whitworth thread, claw and crank can be replaced

Art. No.	⇹	Ø	kg	PU
3712/5x10	5 m	10	2,750	1
3712/5x15	5 m	15	3,740	1
3712/10x12	10 m	12	7,200	1
3712/10x15	10 m	15	11,300	1

Pipe cleaning shaft

1/2“ Whitworth thread

Art. No.	⇹	Ø	kg	PU
3713/5x10	5 m	10	2,750	1
3713/5x12	5 m	12	3,400	1
3713/10x10	10 m	10	4,700	1
3713/10x12	10 m	12	6,500	1

Water pressure drain cleaner

Ingeniously removes blockages in drainpipes with high pressure water

Art. No.	Balloon Ø	Ø	kg	PU
3730/1	35	40-80	0,370	1
3730/2	76	80-150	0,627	1

PU Packing unit PrU Price unit
The legend for abbreviations for all table headers can be found sorted alphabetically on page 51.

✱ Bestseller Premium product

Inspection systems

HD-Hand Inspection Camara BRIcamS

PREMIUM

The BRIcamS HD inspection camera with its 5-inch LCD HD screen and camera head measuring just 8 mm is one of the most effective endoscopes on the market.
The high-quality CMOS sensor (camera), with a resolution of 1280 x 720 pixels, in conjunction with the screen in HD resolution either 1920 x 1080 or 1280 x 720.
Single photo and video recording on micro SD card for later review
Triple LED brightness adjustment of camera light and screen illumination
Waterproof camera cable IP67
1 meter camera cable
4000 mAh and 3.7 volt lithium-ion battery provides up to 5 hours of standby time

Art. No.	kg	PU
3780	1,390	1

Spare parts for 3780

3780-1/5	1

Pipe inspection camera system BRIcamM, length 10 m

NEW

The steel reel guarantees a long service life.
Thanks to the resolution of 800 x 600 pixels, nothing remains hidden on the 10" TFT monitor.
The integrated Li-Ion battery lasts up to 4 hours.
The BRIcamM is equipped with a multifunctional control panel with QWERTY keyboard for text input, as well as an integrated microphone for voice recording during video recording on SD card or USB stick.
Thanks to the 1 meter long video cable to the steel reel, the robust and waterproof control case is location-independent.
The supplied remote control also supports difficult set-up constellations.
The camera head of the „BRIcamM" is ideally suited for pipes from DN20 (without bends) - DN110.
Integrated, dimmable LEDs ensure excellent illumination.

Art. No.	kg	PU
3752/10	6,680	1

Pipe inspection camera system BRIcamM, length 20 m

NEW

The steel reel guarantees a long service life.
Thanks to the resolution of 800 x 600 pixels, nothing remains hidden on the 10" TFT monitor.
The integrated Li-Ion battery lasts up to 4 hours.
The BRIcamM is equipped with a multifunctional control panel with QWERTY keyboard for text input, as well as an integrated microphone for voice recording during video recording on SD card or USB stick.
Thanks to the 1 meter long video cable to the steel reel, the robust and waterproof control case is location-independent.
The supplied remote control also supports difficult set-up constellations.
The camera head of the „BRIcamM" is ideally suited for pipes from DN20 (without bends) - DN110.
Integrated, dimmable LEDs ensure excellent illumination.
The Art. No. 3752/20 includes 20 m of push cable and also an integrated meter counter to help locate the fault point.

Art. No.	kg	PU
3752/20	6,900	1

BRIcamL pipe inspection camera system

PREMIUM

360°/210° rotating/swivelling camera head Ø 28 mm
Camera cable: Ø 7mm/40 metres long
Steel coil, Meter counter, 6-pin camera connection, Cleaning brush
512 Hz sender
IP68 Multifunctional control device in the IP66 case, 10" TFT monitor with USB/SD recording
Text and voice input using the QWERTZ keyboard
Control buttons for swivelling camera head
Operated with 6600 mAh Li-Ion battery or current
Mains adapter, Guide ball and star for camera head
Video cable 1 metres 6-pin, Remote operation

Art. No.	kg	PU
3741	17,080	1

Camera head set Ø 12 mm, length 10 m

NEW

Small camera head Ø 12 mm for pipe and house connections, as well as cavities
As an extension to pipe inspection camera system BRIcamL
As a replacement for pipe inspection camera system BRIcamM

Art. No.	kg	PU
3750/10	1,340	1

Camera head set Ø 12 mm, length 20 m

NEW

Small camera head Ø 12 mm for pipe and house connections, as well as cavities
As an extension to pipe inspection camera system BRIcamL
As a replacement for pipe inspection camera system BRIcamM

Art. No.	kg	PU
3750/20	1,560	1

BRIcamXL pipe inspection camera system

NEW

360°/210° rotating/pivoting camera head Ø 55 mm, IP68
Push cable Ø 9 mm | length 60 m
Steel reel, meter counter, 8-pin camera connection
512 Hz transmitter
Multifunctional control unit in IP68 case
10" IPS HD display with USB/SD recording (photo, video, voice)
Joystick for swiveling camera head
9 Ah Li-Ion battery (for approx. 4 hours of operation), charger/mains adapter
Guide ball and star for camera head
Video cable 1.5 meter 8-pin
Remote control

Art. No.	kg	PU
3760	31,400	1

BRINKO® powered by haupa

Pressing tools

Pressing Tool EFP203

Basic Line EFP203 - strong performance in a slimline design supplied in the case: preessing tool, storage space for up to 6 press jaws PB2

Art. No.	↔	Øset	kg	PU
625-2PG/EFP203	400	12-110 2	8,482	1
625-2SE/EFP203	400	12-110 5	14,193	1

Case EFP203

Art. No.	kg	PU
625-2KO/EFP203	3,378	1

Pressing Tool ECO203

Comfort Line ECO203 - a new generation of pressing technology
Supplied in case: pressing unit, storage space for up to 6 press jaws PB2

Art. No.	↔	Øset	kg	PU
625-4PG/ECO203	400	12-110	7,300	1
625-4SE/ECO203	400	12-110 5	14,114	1

Case ECO203

Art. No.	kg	PU
625-4KO/ECO203	3,348	1

Cordless Pressing Tool ACO103 BT | 4.0 Ah

Comfort Line ACO102 - compact and powerful efficiency – WITH BLUETOOTH
Supplied in case:
cordless pressing tool, 1 battery 12 V 4.0 Ah Li-Ion, 1 charger storage space for up to 6 press jaws PB1

Art. No.	↔	Ø set	kg	PU
625-1PM/ACO103	320	12-40 4	5,261	1
625-1SE/ACO103	320	12-40 7	9,149	1

12 V rechargeable battery 4.0

Extremely high performance 12 V 4.0 Ah Red Li-Ion rechargeable battery for pressing tool ACO103

Art. No.	kg	PU
625-1AK/ACO103	0,415	1

12 V charger

about ACO103

Art. No.	kg	PU
625-1LA/ACO103	0,513	1

Case ACO103

Art. No.	kg	PU
625-1KO/ACO103	2,414	1

Cordless Pressing Tool ACO203 BT | 5.0 Ah

Comfort Line ACO203 - a new generation of pressing technology – NEW WITH BLUETOOTH
Supplied in case: cordless pressing unit,
1 rechargeable battery 18 V 5.0 Ah Li-Ion, 1 charger, storage space for up to 6 press jaws PB2

Art. No.	↔	Øset	kg	PU
625-5PM/ACO203	390	12-110 4	8,300	1
625-5SE/ACO203	390	12-110 7	12,000	1

Case ACO203

Art. No.	kg	PU
625-5KO/ACO203	2,100	1
625-5KO/ACOXL	4,000	1

Cordless Pressing Tool ACO203XL BT | 5.0 Ah

Comfort Line ACO203XL - the all-round expert – NEW WITH BLUETOOTH
Supplied in case: cordless pressing tool, 2x battery 18 V 5.0 Ah Li-Ion, 1 charger space
for up to 6 press jaws PB2

Art. No.	↔	Øset	kg	PU
625-5XL/ACO203	460	12-110 5	12,000	1

18 V rechargeable battery 5.0

Extra powerful 18 V 5.0 Ah Red Li-Ion battery
suitable for pressing tools:
ACO203
ACO203XL
ACO401
ACO403

Art. No.	kg	PU
625-5AK/ACO203	0,650	1

PU Packing unit PrU Price unit
The legend for abbreviations for all table headers can be found sorted alphabetically on page 51.

✱ Bestseller Premium product

12 – 18 V charger

Suitable for rechargeable batteries for crimping tools
ACO103 | ACO202 | ACO203 | ACO202XL | ACO203XL | ACO401 | ACO403

Art. No.	kg	PU
625-5LA/ACO203	0,000	1

Cordless Pressing Tool ACO403 BT | 5.0 Ah

Comfort Line ACO403 - Highly efficient powerhouse – EW WITH BLUETOOTH
Supplied in the case: cordless pressing unit,
2 rechargeable batteries 18 V 5.0 Ah Red Li-Ion, 1 charger

Art. No.	↔	Øset	kg	PU
625-8PG/ACO403	650	76,1 -168,3 5	12,800	1

Cases

Case PB1

pressing jaws 12 – 35 mm

Art. No.	kg	PU
625-KO/PB1	6,119	1

Case PB2

pressing jaws 12 – 40 mm

Art. No.	kg	PU
625-KO/PB2	6,119	1

Case PS2

press collars 42 + 54 mm

Art. No.	kg	PU
625-KO/PS2	2,100	1

Case PS3 | small

for press collars and press jaws

Art. No.	kg	PU
625-7KO/PS323	2,100	1

Case PS3 | large

for press collars and press jaws

Art. No.	kg	PU
625-7KO/PS324	2,100	1

Case ZB2XL

ZB221 + ZB222

Art. No.	kg	PU
625-KO/ZBXL	1,650	1

Press Jaws

V-Press jaw set

BRINKO box made of plastic, robust with low weight, compatible with the metaBOX system
Contents: V-pressing jaws V15, V22, V28 and V35
Space for 6 pressing jaws and other individual tools

NEW

Art. No.	set	kg	PU
625-10SE	5	9,120	1

M-Press jaw set

BRINKO box made of plastic, robust with low weight, compatible with the metaBOX system
Contents: M-pressing jaws M15, M22, M28 and M35
Space for 6 pressing jaws and other individual tools

NEW

Art. No.	set	kg	PU
625-13SE	5	9,120	1

Press Jaws PB1 type V

for all pressing contours type V 12 – 35 mm

Art. No.	Ø	kg	PU
625-20/PB1V12	12	1,282	1
625-20/PB1V15	15	1,272	1
625-20/PB1V18	18	1,277	1
625-20/PB1V22	22	1,328	1
625-20/PB1V28	28	1,359	1
625-20/PB1V35	35	1,282	1

Press Jaws PB1 type M

for all pressing contours type M 12 – 35 mm

Art. No.	Ø	kg	PU
625-23/PB1M12	12	1,280	1
625-23/PB1M15	15	1,281	1
625-23/PB1M18	18	1,265	1
625-23/PB1M22	22	1,326	1
625-23/PB1M28	28	1,375	1
625-23/PB1M35	35	1,282	1

Press Jaws PB1 type TH

for all pressing contours type TH 16 – 40 mm

Art. No.	Ø	kg	PU
625-24/PB1T16	16	1,096	1
625-24/PB1T20	20	1,156	1
625-24/PB1T26	26	1,245	1
625-24/PB1T32	32	1,476	1
625-24/PB1T40	40	1,551	1

Press Jaws PB1 type U

for all pressing contours type U 16 – 40 mm

Art. No.	Ø	kg	PU
625-25/PB1U16	16	1,247	1
625-25/PB1U20	20	1,250	1
625-25/PB1U25	25	1,229	1
625-25/PB1U32	32	1,412	1
625-25/PB1U40	40	1,601	1

Press Jaws PB2 type V

for all pressing contours type V 12 – 54 mm

Art. No.	Ø	kg	PU
625-30/PB2V12	12	1,888	1
625-30/PB2V15	15	1,935	1
625-30/PB2V18	18	1,935	1
625-30/PB2V22	22	2,032	1
625-30/PB2V28	28	1,912	1
625-30/PB2V42	35	3,335	1
625-30/PB2V54	42	4,537	1
625-30/PB2V35	54	1,959	1

Press Jaws PB2 type M

for all pressing contours type M 12 – 35 mm

Art. No.	Ø	kg	PU
625-33/PB2M12	12	1,270	1
625-33/PB2M15	15	1,879	1
625-33/PB2M18	18	1,882	1
625-33/PB2M22	22	1,975	1
625-33/PB2M28	28	1,935	1
625-33/PB2M35	35	2,031	1

Press Jaws PB2 type TH

for all pressing contours type TH 16 – 32 mm

Art. No.	Ø	kg	PU
625-34/PB2T16	16	1,880	1
625-34/PB2T20	20	1,931	1
625-34/PB2T26	26	1,955	1
625-34/PB2T32	32	2,083	1

Press Jaws PB2 type

for all pressing contours type U 16 – 32 mm

Art. No.	Ø	kg	PU
625-35/PB2U16	16	1,899	1
625-35/PB2U20	20	1,885	1
625-35/PB2U25	25	1,971	1
625-35/PB2U32	32	2,089	1

Press Collars

Press Collars PS2 type V

press collars with „snap-on“ technology, for pressing contours type V 42 – 54 mm

Art. No.	Ø	kg	PU
625-40/PS2V42	42	1,297	1
625-40/PS2V54	54	1,578	1

Press Collars PS2 type M

press collars with „snap-on“ technology, for pressing contours type M 42 – 54 mm

Art. No.	Ø	kg	PU
625-43/PS2M42	42	1,335	1
625-43/PS2M54	54	1,570	1

Press Collars PS2 type TH

press collars with „snap-on“ technology, for pressing contours type TH 40 – 63 mm

Art. No.	Ø	kg	PU
625-44/PS2T40	40	2,080	1
625-44/PS2T50	50	2,560	1
625-44/PS2T63	63	3,040	1

Press Collars PS2 type U

press collars with „snap-on“ technology, for pressing contours type U 40 – 63 mm

Art. No.	Ø	kg	PU
625-45/PS2U40	40	2,080	1
625-45/PS2U50	50	2,560	1
625-45/PS2U63	63	3,040	1

PU Packing unit PrU Price unit
The legend for abbreviations for all table headers can be found sorted alphabetically on page 51.

✱ Bestseller Premium product

Press Collars PS3 type M

press collars with „snap-on“ technology, for pressing contours type M 42 – 108 mm

Art. No.	Ø	kg	PU
625-53/PS3M42	42	1,345	1
625-53/PS3M54	54	3,600	1
625-53/PS3M64	64	3,820	1
625-53/PS3M76	76.1	4,425	1
625-53/PS3M88	88.9	4,340	1
625-53/PS3M08	108	5,560	1

Press Collars PS4 type HP

press collars with „snap-on“ technology, for pressing contours type HP 76,1 mm, 88,9 mm, 108 mm

Art. No.	Ø	kg	PU
625-63/PS4H76	76.1	7,400	1
625-63/PS4H88	88.9	8,000	1
625-63/PS4H08	108	9,100	1

Adaptor Jaws

Adaptor Jaw ZB204

high quality intermediate jaw for novopress PS3 press collars

Art. No.	Ø	kg	PU
625-ZB/PS203	40-63	2,032	1

Adaptor Jaw ZB2XL

high quality intermediate jaws especially for pressing units ACO202XL | 203XL, suitable for the Novopress press collars PS3

Art. No.	Ø	kg	PU
625-ZB/221XL	64-108	4,400	1
625-ZB/222XL	108-108	4,600	1
625-ZB/SETXL	64-108	10,800	1

Piston soldering

Propane soldering iron

Consisting of: handle, hose connection, iron stand , soldering torch, wind protection, copper piece

PREMIUM

Art. No.	set	kg	PU
4426	5	0,296	1

Propan handle

hose connection G 3/8“ LH

Art. No.	kg	PU
4427	0,302	1

Soldering torch

Art. No.	kg	PU
4429	0,059	1

Soft solder insert

40° bent, gas outlet Ø 5 mm

Art. No.	Ø	kg	PU
4429-1/5	5	0,087	1

Iron stand

Art. No.	kg	PU
4428	0,082	1

Wind protection

Art. No.	kg	PU
4430	0,087	1

Copper piece

angled hammer shape

Art. No.	kg	PU
4435/250	0,296	1
4435/350	0,388	1

Copper piece

pointed shape

Art. No.	kg	PU
4436/250	0,298	1
4436/350	0,388	1

Soldering Torches

Brazing set - HLS

Portable brazing tool for propane/oxygen for brazing and soft soldering

NEW

A small and therefore easily transportable brazing tool. Equipped with a 2 liter oxygen and 425 g propane cylinder, non-return valves for propane and oxygen (prescribed by the accident prevention regulations), pressure reducer, 3 m double hose and adjustable handle with torch.
Output up to 2850 °C

Art. No.	kg	PU
3851	12,700	1

Propane handle

hose connection G 3/8“ LH

Art. No.	kg	PU
4400	0,352	1

Soft solder insert

with union nut M14 x 1

Art. No.	Ø	CU pipe Ø	kg	PU
4405/5		15 – 22	0,103	1
4405/7		22 – 28	0,170	1

Propane hard solder insert

gas outlet Ø 16 mm, for Cu pipes up to Ø 18 mm

Art. No.	Ø	CU pipe Ø	kg	PU
4406	16	0 – 18	0,096	1
4407	19	0 – 22	0,103	1
4408	22	0 – 28	0,247	1

Accessories For Pressure Bottles

Miniature propane bottle

connection G 3/8 „ LH

Art. No.	kg	PU
4443	2,500	1

Sealing cap

legally required as transport safeguard

Art. No.	kg	PU
4443-1	0,014	1

Protective bracket

Art. No.	kg	PU
4443-2	0,482	1

Miniature propane bottle valve

connection G 3/8“ LH, outer Ø 1/2“

Art. No.	kg	PU
4444	0,253	1

Propane filler pipe

large connection W 21.8 x 1/14“ LH, small connection G 3/8“ LH

Art. No.	kg	PU
4446	0,149	1

Propane medium pressure regulator

outlet outer thread G 3/8“ LH, for miniature bottles

Art. No.	kg	PU
4447-0	0,340	1

Propane medium pressure regulator

outlet outer thread G 3/8“ LH

Art. No.	kg	PU
4447	0,260	1

Propane medium pressure regulator

outlet outer thread G 3/8“ LH, with manometer

Art. No.	kg	PU
4447-1	0,310	1

Propane working manometer

suitable for propane medium pressure regulator Art. No. 4447-1

Art. No.	kg	PU
4447-11	0,042	1

High pressure hose

connections G 3/8“LH

Art. No.	⟷ m	kg	PU
4452/1,5	1,5	0,280	1
4452/2	2	0,364	1
4452/3	3	0,660	1
4452/5	5	0,774	1

Solder Sets & Blowtorches

Propane soft solder set

Consisting of:
- propane handle G 3/8“ LH
- soft solder insert 40° curved, Ø 5 mm
- high pressure hose 3 m
- miniature propane bottle 425 g

Art. No.	set	kg	PU
4399	4	3,549	1

PU Packing unit PrU Price unit
The legend for abbreviations for all table headers can be found sorted alphabetically on page 51.

✱ Bestseller Premium product

Propane soft solder set

Consisting of:
- propane handle G 3/8“ LH
- soft solder insert 40° curved, Ø 5 mm
- high pressure hose 3 m
- miniature propane bottle 425 g, filler pipe
- gas lighting tongs

Art. No.	set	kg	PU
4394	6	5,500	1

Propane soft solder set

Consisting of:
- soldering iron G 3/8“ LH
- copper piece 250 g
- high pressure hose 3 m
- miniature propane bottle 425 g

Art. No.	set	kg	PU
4398	3	3,456	1

Propane soft solder set

Consisting of:
- soldering iron G 3/8“ LH
- copper piece 250 g
- soft solder inserts 40° curved, Ø 5 and 7 mm
- miniature propane bottle 425 g, filler pipe
- high pressure hose 3 m and gas lighting tongs

Art. No.	set	kg	PU
4395	7	6,300	1

Soldering tool

- with automatic Piezo ignition, temperature 1800 °C
- can also be used overhead after a short heating period
- for soft- and hard soldering copper pipe Ø 18 – 22 mm
- including mixed gas cartridge (butane/propane), filling 330 g | 600 ml Art. no. 5100

Art. No.	°C	kg	PU
5000 ✷	1800	0,488	1

Gas cartridge

- suitable for soldering device Art. no. 5000
- mixed gas (butane/propane) 330 g | 600 ml
- with self-sealing safety valve

Art. No.	kg	PU
5100/350 ✷	0,488	1

Blowtorch

- for soft-soldering
- Piezo ignition, temperature up to 1200 °C
- high performance torch, high quality stainless steel
- gas consumption can be regulated using rotating gas tap, maximum 86 g/h
- including mixed gas cartridge
- can also be used overhead after a short heating period
- suitable replacement mixed gas cartridge Art. no. 5210

Art. No.	°C	kg	PU
5205	1200	0,277	1

Blowtorch

- for soft soldering
- temperature up to 1750 °C
- centrally bundled flame
- high performance torch Ø 21 mm
- impact-resistant plastic housing, design approval no. 02/121
- suitable replacement mixed gas cartridge Art. no. 5210

Art. No.	°C	kg	PU
5200 ✷	1750	0,277	1

Mixed gas cartridge

mixed gas filling (butane/propane), 190 g

Art. No.	kg	PU
5210 ✷	0,277	1

Solder Accessories

Ammonia stone

2 ammonia soldering stones
64 x 45 x 20 mm each

Art. No.	kg	PU
1649	0,100	1

Flame protection mat

high quality, non melting fibre fleece, asbestos-free

Art. No.	⇹	W	kg	PU
8080	500	330	0,330	1

Magnetic control mirro

with permanent magnet, holding surface flat and prismatic, flexible metal hose with ball joint

Art. No.	ST	W	H	kg	PU
8030/1,0	1	70	80	0,466	1
8030/1,5	1,5	70	80	0,450	1

Steel mirror

Art. No.	ST	W	H	kg	PU
8061/1,0	1	70	80	0,066	1
8061/1,5	1,5	70	80	0,066	1

Solder water brush

with sheet metal sheath and natural bristles

Art. No.	kg	PU
2999	0,002	1

Gas lighting tongs

with roller file

Art. No.	kg	PU
4200	0,051	1

Solder wire

Art. No.	⇹ m	Sn %	Ø	kg	PU
1644/250	10	40	2	0,259	1
1644/500	20	40	2	0,518	1

Resin quick solder

special solder wire (radio solder) for electrical engineering, with prepared resin core

Art. No.	Sn %	Ø	kg	PU
1645/20	40	2	0,021	1

Resin quick solder

special solder wire (radio solder) for electrical engineering, with prepared resin core

Art. No.	⇹ m	Sn %	Ø	kg	PU
1646/500	20	40	2	0,530	1

Resin quick solder

special solder wire (radio solder) for electrical engineering, with prepared resin core

Art. No.	⇹ m	Sn %	Ø	kg	PU
1646-1/250-1,0	10	60	1	0,259	1
1646-1/500-1,0	20	60	1	0,529	1
1646-1/500-1,5	15	60	1,5	0,528	1

Solder water bottle

made of unbreakable, acid and chemical-resistant polyethylene

Art. No.	L	kg	PU
1638/150	150	0,037	1

Hydrochloric acid bottle

made of unbreakable, acid and chemical-resistant polyethylene

Art. No.	L	kg	PU
1640/150	150	0,040	1

Welding Tools

Pressure relief valve | Oxygen

- for oxygen
- with content manometer 200 kp/cm²
- with working manometer 10 kp/cm²

Art. No.	kg	PU
4080	1,330	1

Pressure relief valve | Acetylene

- for fuel gas (acetylene)
- with content manometer 18 kp/cm²
- with working manometer 1.5 kp/cm²
- with bracket connection

Art. No.	kg	PU
4090	1,630	1

PU Packing unit PrU Price unit
The legend for abbreviations for all table headers can be found sorted alphabetically on page 51.

✱ Bestseller Premium product

Double oxyacetylene hose

installed connections: G 3/8“ LH, red for fuel gas (acetylene), G 1/4“, blue for oxygen

Art. No.	m	kg	PU
4073/10	10	3,500	1
4073/20	20	6,900	1

Handle

valve handwheel for single handed use

Art. No.	kg	PU
3902	0,639	1

Welding insert

welding range 1 – 2 mm

Art. No.	WR	kg	PU
3922/1-2	1 - 2	0,116	1
3923/2-4	2 - 4	0,133	1
3924/4-6	4 - 6	0,142	1
3925/6-9	6 - 9	0,215	1
3926/9-14	9 - 14	0,230	1

Pipe welding insert

welding range 1 – 2 mm

Art. No.	WR	kg	PU
3936/1-2	1 - 2	0,080	1
3937/2-4	2 - 4	0,081	1
3938/4-6	4 - 6	0,080	1
3939/6-9	6 - 9	0,079	1

Replacement tip

welding range 1 – 2 mm

Art. No.	WR	kg	PU
3946/1-2	1 - 2	0,038	1
3947/2-4	2 - 4	0,039	1
3948/4-6	4 - 6	0,039	1
3949/6-9	6 - 9	0,043	1

Connection nut

Art. No.	kg	PU
3902-3	0,049	1

Explosion protection safeguard

for oxygen

Art. No.	kg	PU
4070	0,250	1

Explosion protection safeguard

for fuel gas (acetylene)

Art. No.	kg	PU
4071	0,250	1

Nozzle cleaning drill set

for cutting nozzles and welding inserts

Art. No.	kg	PU
4005	0,030	1

Drills & Sets

Twist drill

HSS, DIN 338, fully ground, split point

Art. No.	Ø	kg	PU
1044/1,0	1	0,005	10
1044/1,5	1,5	0,008	10
1044/2,0	2	0,001	10
1044/2,5	2,5	0,018	10
1044/3,0	3	0,003	10
1044/3,5	3,5	0,004	10
1044/4,0	4	0,005	10
1044/4,5	4,5	0,007	10
1044/5,0	5	0,009	10
1044/5,5	5,5	0,011	10
1044/6,0	6	0,014	10
1044/6,5	6,5	0,017	10
1044/7,0	7	0,021	10
1044/7,5	7,5	0,024	10
1044/8,0	8	0,029	10
1044/8,5	8,5	0,033	10
1044/9,0	9	0,042	10
1044/9,5	9,5	0,046	10
1044/10,0	10	0,010	10
1044/10,5	10,5	0,060	5
1044/11,0	11	0,070	5
1044/11,5	11,5	0,076	5
1044/12,0	12	0,082	5
1044/12,5	12,5	0,096	5
1044/13,0	13	0,102	5

Twist drill set

HSS twist drills, DIN 338

Art. No.	set	Ø	kg	PU
1060/2	19	1-10	0,694	1
1060/3	25	1-13	1,307	1

Twist drill set

HSS twist drills, DIN 338

Art. No.	set	Ø	kg	PU
1065	19	1-10	0,449	1

T.C.T. stone drill

HSS, DIN 338, milled and ground special design, particularly strong carbide small plate

Art. No.	↔	Ø	kg	PU
1366-2/6	120	6	0,019	10
1366-2/8	130	8	0,032	10
1366-2/10	140	10	0,052	10
1366-2/14	155	14	0,120	5

T.C.T. hammer drill

crosshead, 4 edges: long tool life, easy, quick work, avoids drill bit tilting, effective drilling dust removal

Art. No.	↔	Ø	kg	PU
1374/110x6 ✱	110	6	0,033	10
1374/160x6 ✱	160	6	0,048	10
1374/160x8 ✱	160	8	0,053	10
1374/160x10 ✱	160	10	0,070	10
1374/160x12 ✱	160	12	0,083	5
1374/160x14	160	14	0,114	5
1374/160x15	160	15	0,114	5
1374/210x8	210	8	0,074	5
1374/210x10	210	10	0,090	5
1374/210x12 ✱	210	12	0,110	5
1374/210x14	210	14	0,126	5
1374/210x16	210	16	0,164	5
1374/210x18 ✱	210	18	0,192	5
1374/460x10 ✱	460	10	0,195	1
1374/460x12	460	12	0,242	1
1374/460x14 ✱	460	14	0,316	1
1374/460x16	460	16	0,383	1
1374/460x18	460	18	0,512	1
1374/460x20	460	20	0,574	1
1374/460x24 ✱	460	24	0,790	1
1374/600x12	600	12	0,260	1
1374/600x16	600	16	0,506	1

Double-ended drill bit

HSS, for predrilling, e.g. aluminium rivets and copper rivets

Art. No.	Ø	kg	PU
1045/3,2	3,2	0,004	10

Glass tile drill

pointed chisel edge enables precision drilling, can be re-sharpened, shaft diameter 6.35 mm1/4“ hexagonal shaft

Art. No.	Ø	kg	PU
1368-1/5	5	0,009	1
1368-1/6 ✱	6	0,011	1
1368-1/8 ✱	8	0,015	1
1368-1/10 ✱	10	0,258	1
1368-1/13	13	0,300	1
1368-1/14	14	0,350	1

Glass tile drill set

5-piece, Sizes: 2 x 6, 2 x 8.1 x 10 mm, optimally designed for cordless power tools, shaft diameter 6.35 mm, 1/4“ hexagonal shaft

Art. No.	set	Ø	kg	PU
1368 ✱	5	6-10	0,126	1

DIAMOND

DIAMOND core drills BRIdiamondDrill

Drilling without a centring aid, connector M14 to be used with the angle grinder,
Shaft diameter 14 mm

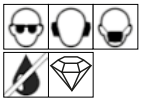

Art. No.	Ø	kg	PU
1381-1/6 ✱	6	0,044	1
1381-1/8 ✱	8	0,047	1
1381-1/12	12	0,055	1
1381-1/14	14	0,062	1
1381-1/18	18	0,100	1
1381-1/10 ✱	10	0,054	1
1381-1/20	20	0,100	1
1381-1/25	25	0,120	1
1381-1/32	32	0,150	1
1381-1/35	35	0,160	1
1381-1/40	40	0,190	1
1381-1/45	45	0,250	1
1381-1/55	55	0,300	1
1381-1/60	60	0,281	1
1381-1/68	68	0,339	1
1381-1/50	50	0,290	1
1381-1/75	75	0,407	1
1381-1/82	82	0,474	1
1381-1/110	110	0,900	1

PU Packing unit PrU Price unit
The legend for abbreviations for all table headers can be found sorted alphabetically on page 51.

✱ Bestseller Premium product

DIAMOND tile drilling set BRIspeedDrill

Achieve clean and precise hole drilling in tiles and porcelain stoneware tiles - with BRIspeedDrill, the most economical and fastest method!

Content:
- Cordless high-speed drill with 8,000 RPM
- DIAMOND tile drill BRIdiamondDrill
- Sizes 2x Ø 6 mm, 2x Ø 8 mm, Ø 10 mm, Ø 14 mm
- Battery type 12 V, 2 Ah and 12 V, 4 Ah
- Charger
- Adapter M14a
- Various polishing pads

Art. No.	kg	PU
13810	3,880	1

DIAMOND core drills set BRIdiamondDrill

Drilling without a centring aid
7-pieces: Ø 2 x 6, 2 x 8, 10, 12, 14 mm

Art. No.	set	Ø	kg	PU
1381	7	6-14	0,442	1

DIAMOND core drills set BRIdiamondDrill

Drilling without a centring aid, 7-pieces: Ø 3 x 6, 3 x 8, 10 mm

Art. No.	set	Ø	kg	PU
1381-7	7	6-10	0,625	1

DIAMOND core drills set BRIdiamondDrill

7-pieces: Ø 2 x 6, 8, 10, 12, 14 mm, 1 Centering Guide stainless 5 – 40 mm

Art. No.	set	Ø	kg	PU
1381-6	7	6-14	0,836	1

DIAMOND core drills set BRIdiamondDrill

drilling without a centring aid, 4-pieces: Ø 2 x 6, 8, 10 mm

Art. No.	set	Ø	kg	PU
1381-4	4	6-10	0,257	1

DIAMOND core drills BRIdiamondDrill

precise positioning, minimum risk of slipping off, Safety, Fast, Efficiency & Sophisticated design

Art. No.	↔	Ø	kg	PU
1379-3/5	67	5	0,012	1
1379-3/6 ✱	67	6	0,013	1
1379-3/8 ✱	80	8	0,018	1
1379-3/10 ✱	80	10	0,027	1
1379-3/12	80	12	0,034	1

DIAMOND core drills set BRIdiamondDrill

drilling without a centring aid; 4-pieces: Ø 2 x 6, 8, 10 mm

Art. No.	set	Ø	kg	PU
1379-4	4	6-10	0,117	1

DIAMOND core drills set “BRIdiamondDrill”

drilling without a centring aid; 7-pieces: Ø 2 x 6, 8, 10, 12, 14 mm, 1 Centering Guide stainless 5 – 40 mm

Art. No.	set	Ø	kg	PU
1379-6	7	6-14	0,658	1

DIAMOND Core bit

SDS-plus chuck adaptor, internal thread M16, diamond-encrusted cutting

Art. No.	Ø	kg	PU
1386/68	68	0,625	1
1386/82	82	0,820	1

DIAMOND tile drill

diamond encrusted, durable blades, for pinpoint accuracy and sharp-edged bores in hard and valuable materials

Art. No.	Ø	kg	PU
1385-1/5	5	0,009	1
1385-1/6	6	0,010	1
1385-1/8	8	0,011	1
1385-1/10	10	0,011	1
1385-1/12	12	0,013	1
1385-1/14	14	0,015	1

Sheet metal punch | Sheet metal drill

Sheet taper drill

HSS, for steel, Nirosta and V2A sheet metal

Art. No.	Shank Ø	Ø	kg	PU
915/1	6	14	0,028	1
915/2	8	20	0,053	1
915/7	10	30,5	0,170	1

Sheet taper drill set

3 sheet taper drills
1x drilling Ø 3 – 14 mm, shank 6 mm
1x drilling Ø 6 – 20 mm, shank 8 mm
1x drilling Ø 16 – 30 mm, shank 10 mm

Art. No.	set	kg	PU
917	4	0,543	1

Step drill

7 gradations from PG7 - PG29
11 gradations Ø 7 - 40 mm

Art. No.	min. Ø	max. Ø	kg	PU
918	7	40	0,240	1

Step drill

11 gradations

Art. No.	min. Ø	max. Ø	kg	PU
918-1	6,5	40,5	0,278	1

Double-hole punch | sink cracker

The double-hole punch is suitable for the following thicknesses:
- Iron, steel, copper, and aluminium sheets up to 2 mm
- Stainless steel sinks and other stainless steel sheets up to 1.5 mm

Art. No.		kg	PU
914	32 + 35	0,350	1

Sheet metal punch

for punching sheet metal made of Nirosta, aluminium, copper, brass, iron etc. as well as plastics

Art. No.	Hole Ø	kg	PU
912/15	15	0,100	1
912/16	16	0,102	1
912/17	17	0,102	1
912/18	18	0,104	1
912/19	19	0,104	1
912/20	20	0,115	1
912/21	21	0,128	1
912/22	22	0,138	1
912/23	23	0,136	1
912/24	24	0,145	1
912/25	25	0,153	1
912/26	26	0,153	1
912/27	27	0,165	1
912/28	28	0,173	1
912/30	30	0,193	1
912/31	31	0,193	1
912/33	33	0,218	1
912/34	34	0,235	1
912/36	36	0,317	1
912/38	38	0,311	1
912/39	39	0,311	1
912/40	40	0,373	1
912/41	41	0,373	1
912/42	42	0,415	1
912/43	43	0,420	1
912/44	44	0,476	1
912/45	45	0,598	1
912/46	46	0,598	1
912/48	48	0,601	1
912/49	49	0,620	1
912/50	50	0,650	1
912/51	51	0,678	1
912/52	52	0,699	1
912/53	53	0,707	1
912/55	55	0,725	1

PU Packing unit PrU Price unit
The legend for abbreviations for all table headers can be found sorted alphabetically on page 51.

* Bestseller Premium product

Sheet metal punch | Plumbing

for sanitary installations

Art. No.	Hole Ø	kg	PU
910/11/8	28,5	0,192	1
910/11/4	31,7	0,249	1

Sheet metal punch | Electric

for punching sheet metal made of Nirosta, aluminium, copper, brass, iron etc. as well as plastics

Art. No.	Hole Ø	PG	kg	PU
900/9	15,2	PG9	0,096	1
900/11	18,6	PG11	0,150	1
900/13,5	20,4	PG13,5	0,126	1
900/16	22,5	PG16	0,128	1
900/21	28,3	PG21	0,122	1
900/29	37	PG29	0,189	1
900/36	47	PG36	0,587	1
900/42	53,9	PG42	0,682	1
900/48	60	PG48	0,959	1

Sheet metal punch | Electric

for electric through-holes

Art. No.	Hole Ø	kg	PU
905/16,5	16,5	0,112	1
905/20,5	20,5	0,117	1
905/25,5	25,5	0,120	1
905/32,5	32,5	0,217	1
905/40,5	40,5	0,372	1
905/50,5	50,5	0,626	1
905/63,5	63,5	0,753	1

Replacement screw

Art. No.	Hole Ø	kg	PU
913/10x1	10	0,041	1
913/12x1,5	12	0,067	1
913/16x1,5	16	0,151	1

Hole Saws

HSS-bi-metal hole saw set | Plumbing standard

For sanitary work, 6 pieces: 5 HSS-bi-metal hole saws Ø 44, 57, 68, 75, 114 mm, 1 SDS chuck adaptor with HSS drill

Art. No.	set	kg	PU
1384 ✱	6	3,665	1

HSS-bi-metal hole saw set | Electro

For electrical work, 8 pieces: 6 HSS-bi-metal hole saws Ø 22, 29, 35, 44, 51, 64 mm, 1 SDS chuck adaptor with HSS drill 14 – 30 mm, 1 SDS chuck adaptor with HSS drill 32 – 152 mm

Art. No.	set	kg	PU
1382	8	0,933	1

HSS-bi-metal hole saw

with variable teething, 4 – 6 tpi

Art. No.	Ø	kg	PU
1380/22	22	0,054	1
1380/25	25	0,052	1
1380/29	29	0,084	1
1380/32	32	0,085	1
1380/35	35	0,099	1
1380/38	38	0,093	1
1380/44 ✱	44	0,112	1
1380/51	51	0,117	1
1380/57 ✱	57	0,146	1
1380/64	64	0,148	1
1380/68 ✱	68	0,198	1
1380/75	75	0,239	1
1380/114 ✱	114	0,415	1
1380/121	121	0,538	1

HSS guide drill

Art. No.	↔		kg	PU
1380-1/70	70	SDS chuck	0,014	1
1380-1/105	105	hexagonal	0,020	1

SDS chuck adaptor with drill

with HSS guide drill

Art. No.	Ø	kg	PU
1380-2/1	14-30	0,086	1
1380-2/2	32-152	0,240	1

Hexagonal chuck with drill

with HSS guide drill

Art. No.	Ø	kg	PU
1380-3/1	14-30	0,077	1
1380-3/2	32-152	0,190	1

Screw remover

Screw remover

twist drill

Art. No.	↔	Ø	kg	PU
1085/1	50,8	3,6	0,003	1
1085/2	60,3	6,8	0,006	1
1085/3	68,3	8,11	0,012	1

Screw remover set

twist drill

Art. No.	set	size	kg	PU
1086/1-5	5	1-5	0,107	1
1086/1-6	6	1-6	0,224	1
1086/1-8	8	1-8	0,723	1

Sabre Saw Blades

Sabre saw blade INOX Profi

Without stroke action
Special saw blade for sheets and profiles made of stainless steel, glass-fibre, CRP, GRP, epoxy and Perspex

PREMIUM



Art. No.	↔	TPI	kg		PU
1751/115	115	18	0,025	1	1

Sabre saw blade Metal

Without stroke action
Topseller - Standard saw blade
for steel, stainless steels (INOX), profiles and non-ferrous metals from 3 to 12 mm

Art. No.	↔	TPI	kg		PU
1745/150 ✱	150	14	0,017	25	5
1745/200 ✱	200	14	0,022	25	5
1745/300 ✱	300	10	0,033	25	5

Sabre saw blade Metal

Without pendulum action
Top seller - standard saw blade for steel and stainless steels (3.0 - 12 mm)

Art. No.	↔	TPI	kg		PU
1746/100 ✱	100	18	0,061	25	1
1746/150 ✱	150	18	0,016	25	1

Sabre saw blades Metal POWER CURVE

Without stroke action
Flexible all-round blade for steel and stainless steel from 1.5 – 2.5 mm

PREMIUM

Art. No.	↔	TPI	kg		PU
1761/150	150	18	0,026	25	5
1761/225	225	18	0,039	25	5

Sabre saw blades Metal POWER CURVE

Without stroke action
Flexible all-round blade for steel and stainless steel from 2,0 – 8,0 mm and non-ferrous metals

PREMIUM

Art. No.	↔	TPI	kg		PU
1762/150	150	14	0,026	25	5
1762/225	225	14	0,039	25	5

Sabre saw blades Metal DEMOLITION

Without stroke action
Especially for dismantling, rescue and salvage
Special thick and robust blade for fast and straight cuts in steel thicker than 3 mm and all types of wood with metal residues

PREMIUM

Art. No.	↔	TPI	kg		PU
1757/150	150	10	0,039	15	3
1757/225	225	10	0,061	15	3
1757/300	300	10	0,084	15	3

Sabre saw blades Metal TWIN-CUT

Without stroke action
but can also withstand pendulum strokes
With innovative Twin-Cut tooth geometry for better performance and longer lifetime
For steelpipes and –profiles thicker than 2.5 mm, non-ferrous metals, aluminum and wood with metal residues

Art. No.	↔	TPI	kg		PU
1759/150	150	10	0,026	25	5
1759/225	225	10	0,040	25	5
1759/280	280	10	0,050	25	5

Sabre saw blade Universal SHARK

No pendulum movement,
Significantly improved heat dissipation during reaming through cooling slots
.
Universal use for steel pipes and profiles, non-ferrous metals, wood with metal residues from 2.0 to 10.0 mm

Art. No.	↔	TPI	kg		PU
1755/150	150	9	0,024	25	1

Sabre saw blades Universal MEGASHARP

Best results at highest machine speed with pendulum stroke
Universal blade, in particular for steel from 1.5 – 6 mm wall thickness

Art. No.	↔	TPI	kg		PU
1750/150 ✱	150	8	0,020	25	5
1750/200 ✱	200	8	0,025	25	5

Sabre saw blade HM CAST SPECIAL

Without stroke action
Hard-metal toothing, Especially suitable for difficult-to-cut metals, e.g. cast steel pipes (black pipes), cast, iron (red SML), stainless steel, nonferrous, metals, construction steel, reinforcement, steel pipes, angle irons, rubber with steel mantle (< 175 mm)>

PREMIUM

Art. No.	↔	TPI	kg		PU
1754/225	225	8	0,063	1	1

Sabre saw blade CAST CHAMPION

Without stroke action
Diamant carbide gritted. Special saw blade for cast steel-pipes, cast iron, brick, ceramics and glass-fibre reinforced products (GRP) diamond coating, clean and straight cut

PREMIUM

Art. No.	↔	kg		PU
1753/200 ✱	200	0,040	1	1

Sabre saw blade CAST PROFI

With/without stroke action
With carbide granulate coating special for SML pipes (cast), glass, ceramics, GRP materials

Art. No.	↔	kg		PU
1752/200 ✱	200	0,040	10	2

PU Packing unit PrU Price unit
The legend for abbreviations for all table headers can be found sorted alphabetically on page 51.

✱ Bestseller PREMIUM Premium product

Sabre saw blade Wood

With/without stroke action
Standard blade for wood, but now new cross-ground toothing
For quick, straight cuts on all types of wood, plastic and drywall (6 – 100 mm)

PREMIUM

Art. No.	⟷	TPI	kg		PU
1747/225 ✱	225	6	0,030	20	5

Sabre saw blade HM SPECIAL

Premium reciprocating saw blade in craftsman quality with standard 1/2“ mount and carbide toothing.
The large recesses in the saw blade body ensure a quiet, low-vibration and straight cut. At the same time, the chipped material is quickly removed so that a consistently high cutting speed is guaranteed during the cut.



Art. No.	⟷	TPI	kg		PU
1763/305	305	2	0,095	25	1
1763/455	455	2	0,165	25	1

Sabre saw blade WELLENSCHLIFF

Premium reciprocating saw blade in craftsman quality with standard 1/2“ mount and high-quality serrated edge ground on both sides, with a 10 mm shaft distance for special use on soft fabrics and non-abrasive soft materials

Art. No.	⟷	kg		PU
1764/300	300	0,047	25	2

Handle „BRImultiTool“

The „BRImultiTool“ handle is a universal tool for sawing and screwing and can be used flexibly. The angled handle increases power transmission and enables ergonomic working.

Art. No.	kg	PU
1737	0,158	1

Sabre saw blades (U-shank)

For pipes, steel, stainless steel, nonferrous metals, cast iron, hard plastic

LONG LIFE

Art. No.	⟷	TPI	kg	PU
1743/150	150	14	0,021	1
1743/200	200	14	0,032	1

Sabre Saw Blades

Jigsaw blade Wood

Fast cut in all wood types (5.0 – 50 mm)

LONG LIFE

Art. No.	⟷	TPI	kg	PU
1756/75	100	6,35	0,020	1

Jigsaw blade Metal

Flexible blade for steel and stainless steel (1.2 – 3.0 mm)

LONG LIFE

Art. No.	⟷	TPI	kg	PU
1758/55	76,5	21	0,005	1
1758/105	126,5	21	0,010	1

Cutting Discs

Cut-off disk | Steel

for separating steel and other metals

Art. No.	Ø	kg	PU
6200/115 ✱	115	0,074	1
6200/125 ✱	125	0,087	1
6200/178	178	0,180	1
6200/230 ✱	230	0,305	1

Cut-off disk | INOX

for cutting stainless steel, steel and other metals

Art. No.	Ø	kg	PU
6215/115 ✱	115	0,025	1
6215/125 ✱	125	0,030	1
6215/150 ✱	150	0,030	1
6215/230 ✱	230	0,200	1

Diamond cutting and chamfering disc

Diamond coating, for cutting and chamfering all plastic pipes in one work process

PREMIUM

Art. No.	Ø	kg	PU
6219/125	125	0,400	1

Diamond cutting disc

universal use for wet and dry cutting of almost all materials

PREMIUM

Art. No.	Ø	kg	PU
6240/115 ✱	115	0,112	1
6240/125 ✱	125	0,142	1
6240/180	180	0,364	1
6240/230	230	0,637	1

Sealing Tools

Sealing pliers

polished, nickel-plated, with a stamp
handles plastic-coated, red

Art. No.	⟷	Ø	kg	PU
546/130	130	8	0,246	1
546/150	150	9	0,330	1
546/170	170	10	0,484	1

Sealing stamp

signatures according to customer request

Art. No.	Ø	kg	PU
546-1/8	8	0,003	1
546-1/9	9	0,003	1
546-1/10	10	0,003	1

Sealing stamp

Art. No.	Digits	kg	PU
546-10	1	0,000	1
546-20	2	0,000	1
546-30	3	0,000	1
546-40	4	0,000	1
546-50	5	0,000	1
546-60	6	0,000	1

Lead seal

Art. No.	Ø	kg	PU
548/8	8 mm	1,005	1
548/10	10 mm	1,016	1
548/12	12 mm	1,018	1
548/9	9 mm	1,012	1

Seal wire

grouped together 1000 units

Art. No.	⟷	kg	PU
550/180	180	0,484	1

Seal wire

Art. No.	⟷ m	kg	PU
551/500	115	0,578	1

Cartridge Guns

Cartridge gun

integrated needle to clean the tip of the cartridge

Art. No.	Ø	max. L	kg	PU
1362 ✱	51	340	0,555	1

Cartridge gun

wear-free, hardened and specially chrome-plated drives V=4 mm/stroke, thrust 1000 N

Art. No.	Ø	max. L	kg	PU
1365	51	340	0,985	1

Sealing accessories

Hemp dispenser

Art. No.	kg	PU
3820	0,104	1

Hemp coil

Art. No.	kg	PU
3825	0,090	1

Work tables

BRImobileWork folding workbench

Back-friendly work with maximum work safety!
The compact folding workbench „BRImobileWork“ offers the perfect balance of weight, mobility, stability, size and functionality. Ideal for use on construction sites, as well as space-saving and mobile.

NEW

19 kg

Art. No.	kg	PU
5641/800	18,750	1

Aluminium support brackets

Aluminium support brackets

Art. No.	W	kg	PU
231/135	135	0,158	1
231/150	150	0,183	1

Chemicals

Cutting oil, DVGW certified

free of mineral oil, fully synthetic, completely water soluble

Art. No.	▭	L	kg	PU
1771	400	400	0,384	1

PU Packing unit PrU Price unit
The legend for abbreviations for all table headers can be found sorted alphabetically on page 51.

✱ Bestseller Premium product

Rope Tools

Wire Grips | Insulated

Wire Grips for bundle assembled aerial cables (single or more core), aerial bundled conductors

Art. No.	Ø	kg	PU
3466/1	8-25	0,950	1
3466/2	16-34	2,190	1
3466/3	28-45	3,200	1

Wire Grips | Universal

Wire Grips for profile bar, flat bar and rail systems

Art. No.	Ø	kg	PU
3467/1	1-9	0,850	1
3467/3	1-18	1,850	1

Wire Grips | Copper and Steel

Wire Grips for copper and steel cables

Art. No.	Ø	kg	PU
3468/0	1-5	0,260	1
3468/1	3-9	0,845	1
3468/2	4-12	1,255	1
3468/3	6-18	1,665	1
3468/4	10-28	4,000	1
3468/5	20-40	6,000	1

Art. No.	Ø	kg	PU
3469/1	5.4-8.5	0,830	1
3469/2	5-12	1,270	1
3469/3	8-18	1,800	1
3469/4	15-28	4,000	1
3469/5	20-40	6,000	1

Wire Grips | Aluminium

Wire Grips for aluminium cables with and without a steel core

Art. No.	Ø Load	kg	PU
3462/1-3	1-3	0,110	1
3462/1-4	1-4	0,260	1
3462/1-6	1-6	0,480	1
3462/1-8	1-8	0,620	1
3462/1-12	1-12	1,000	1
3462/10-25	10-25	2,620	1

Wire and Rope Tensioner

21 m x 10 mm for tensioning clamping ropes, wire and rods

Art. No.	⟷ m	ST	kg	PU
3495/10	10	10	1,271	1

HAUPA transparent /
Foreign representatives /
General Terms and Conditions of Trade

haupa®

... convincing solutions

HAUPA-Group

Germany (HAUPA Main Office)
HAUPA GmbH
Lange Straße 40
D-42857 Remscheid
Phone: +49 (0) 2191 8418 0
Fax: +49 (0) 2191 8418 840
E-Mail: sales@haupa.com, info@haupa.com
Internet: www.haupa.com

Spain
HAUPA Ibérica S. L. U.
C/ Muralla de Sant Llorenç, 37 2ºA
08302 Mataró
Phone: +34 93-63-82-111
Fax: +34 93-66-21-686
E-Mail: comercial@haupa.es

Poland
HAUPA Polska Sp. z o.o.
ul. Norwida 11
55100 Trzebnica
Phone: +48 (0)71 387 48 13
Fax: +48 (0)71 387 48 14
E-Mail: haupa@haupa.pl

Baltic States
UAB HAUPA Baltics
Zirmunu 139 - 309
Vilnius 09121, Lithuania
GSM: +370 699 633 63
E-Mail: andrius.krisiunas@haupa.com
www.haupa.com

Balkan States
HAUPA S.E.E. d.o.o.
Miroslava Krleze 24
71000 Sarajevo
Phone/Fax: +387(0)33545725
GSM: +38763891678
E-Mail: goran.hrgovic@haupa.com

Romania
SC HAUPA SRL
Str. G. Enescu, Nr. 3
331030 Hunedoara
GSM: +4 0744 561 567
Fax: +4 0354 407 994
E-Mail: mihai.lupu@haupa.com

Serbia
iCON by HAUPA d.o.o.
Miše Dimitrijevića 44
21000 Novi Sad
GSM: +381 21 300-2937
E-Mail: info@iconbyhaupa.rs

Commercial sales staff, Germany

Hans-Joachim Gummersbach (HAUPA Main Office)
HAUPA GmbH
Lange Straße 40
D-42857 Remscheid
Phone: +49 (0) 2191 8418 0
Fax: +49 (0) 2191 8418 840
E-Mail: joachim.gummersbach@haupa.com

Christian Binz
Technischer Berater im Außendienst
Lange Straße 40
D-42857 Remscheid
Phone: +49 (0) 2191 8418 210
Fax: +49 (0) 2191 8418 840
Mobil: +49 (0) 173 76 28 445
E-Mail: christian.binz@haupa.com
Hamburg/Schleswig-Holstein/
Mecklenburg-Vorpommern

Markus Hermann
Technischer Berater im Außendienst
Lange Straße 40
D-42857 Remscheid
Phone: +49 (0) 2191 8418 210
Fax: +49 (0) 2191 8418 840
Mobil: +49 (0) 160 972 624 95
E-Mail: markus.hermann@haupa.com
NRW-Ost/Niedersachsen/Hannover/Bremen

Sönnecken GmbH
Industrievertretungen
Wildermannstr. 8
44141 Dortmund
Phone: +49 (0) 231 5600012
Fax: +49 (0) 231 590607
E-Mail: soenneckengmbh@t-online.de
NRW Ruhrgebiet

Carsten Potrz
Industrievertretung
Hausinger Straße 8
40764 Langenfeld
Phone: +49 (0) 2173/1657923
Fax: +49 (0) 2173/1657926
Mobil: 0170/8114074
E-Mail: potrz@cpiv.de
Web: www.cpiv.de
NRW Rheinland

Außenbüro NRW Rheinland
Karl Kleemann
Industrievertretung
Wupperbogen 2
40799 Leichlingen
Mobil: 0174/2193743
E-Mail: karl.kleemann@emeatec.com
Web: www.emeatec.com
NRW Rheinland

Martin Hellmund
iV krause GmbH
Schneeberger Straße 17
12627 Berlin
Phone: +49 (30) 39806352
E-Mail: info@iv-krause.de
Web: www.iv-krause.de
Berlin/Brandenburg
Sachsen/Sachsen-Anhalt/Thüringen

Schaum Industrievertretung GmbH
Rheinstraße 8
35625 Hüttenberg
Phone: 06403/9119-0
Fax: 06403/9119-20
E-Mail: info@schaum-net.de
Web: www.schaum-net.de
Hessen

Bernd Oedekoven GmbH
Werksvertretungen
Rudolf-Diesel-Straße 11
56220 Urmitz (Gewerbegebiet)
Phone: +49 (0) 2630/9635-0
Fax: +49 (0) 2630/963535
E-Mail: info@oedekovengmbh.de
Web: www.oedekovengmbh.de
Rheinland-Pfalz/Saarland

Hipp-Industrievertretungs-GmbH
Am Galgenacker 11
79232 March-Buchheim
Phone: +49 (0) 761 402425
Fax: +49 (0) 761 408351
Mobil: +49 (0) 172 7648217
E-Mail: info@hipp-gmbh-fr.de
Web: www. hipp-gmbh-fr.de
Baden-Württemberg/Pfalz/Region Rhein-Neckar

Bernd Schneiderheinze
Elektro-Vertretungen
Mühlsteig 20
90579 Langenzenn
Phone: +49 (0) 9101 90 22 107
E-Mail: elektro@schneiderheinze.de
Web: www.schneiderheinze.de
Nordbayern

Wolfgang Humig
Handelsvertretung
Rossinistr. 37 b
85057 Ingolstadt
Phone: +49 (0) 841 / 99 32 764
Fax: +49 (0) 841 / 99 32 765
Mobil: +49 (0) 172 / 814 73 94
E-Mail: w.humig@humig.de
Südbayern

Commercial sales staff, Austria

Ing. Reinhold Wolfsgruber
M. Schurrer & Co. GmbH
Bayernstraße 39
A-5071 Wals-Siezenheim
Phone: +43 0662/85 47 00-0
E-Mail: mail@schurrer.at
Verkaufsleitung Österreich

Klaus Gutenbrunner
M. Schurrer & Co. GmbH
Bayernstraße 39
A-5071 Wals-Siezenheim
Phone: +43 0664/ 444 95 49
E-Mail: klaus.gutenbrunner@schurrer.at
Oberösterreich, Steiermark

Stefan Wolfsgruber
M. Schurrer & Co. GmbH
Bayernstraße 39
A-5071 Wals-Siezenheim
Phone: +43 0664/ 221 01 87
E-Mail: stefan.wolfsgruber@schurrer.at
Salzburg, Kärnten

Commercial sales staff, Poland

Andrzej Ryznar
55-100 Trzebnica
ul. Norwida 11
Phone: +48 71 387 48 13
Fax: +48 71 387 48 14
Tel. kom.: +48 603-768-200
E-Mail: ryznar@haupa.pl

Marek Dąbek
55-100 Trzebnica
ul. Norwida 11
Phone: +48 71 387 48 13
Fax: +48 71 387 48 14
Tel. kom.: +48 693-431-542
E-Mail: dabek@haupa.pl

Jakub Bałaziński
55-100 Trzebnica
ul. Norwida 11
Phone: +48 71 387 48 13
Fax: +48 71 387 48 14
Tel. kom.: +48 603-719-731
E-Mail: balazinski@haupa.pl

Marcin Piastun
55-100 Trzebnica
ul. Norwida 11
Phone: +48 71 3874813
Fax.: +48 71 3874814
Tel. kom.: +48 731347196
E-Mail: piastun@haupa.pl

Commercial sales staff, Spain

HAUPA Ibérica Central
Phone: +34 93-63-82-111
Fax: +34 93-66-21-686
E-Mail: comercial@haupa.es

Rubén Mestanza Portales
Phone: +34 93-63-82-111
Fax: +34 93-66-21-686
E-Mail: ruben.mestanza@haupa.com
Zona: **Segovia, Ávila, Soria y Teruel**

Red Levante
E-Mail: redlevante@redlevante.com
José Vicente Antón
Móvil: 667-50-71-47
E-Mail: josevicente@redlevante.com
Fermín Ortega
Móvil: 667-46-56-72
E-Mail: fermin@redlevante.com
Zona: **Alicante, Albacete, Cuenca y Murcia**

Juan Campos Rangel
Móvil: 609-44-77-09
E-Mail: jcguati@hotmail.com
Zona: **Extremadura, Ciudad Real, Toledo**

Albert Pérez Gaona
Móvil: 600-52-05-02
E-Mail: albert7perez@telefonica.net
Zona: **Cataluña**

Granarep (Teodoro Jerez)
Móvil: 600-51-24-94
E-Mail: granarep@granarep.com
Zona: **Granada, Jaén y Almería**

Rafael Martínez Sanz (Comarsanz)
Móvil: 619-30-32-25
E-Mail: comarsanz@gmail.com
Zona: **Córdoba**

Ángel López García
Móvil: 647-52-53-23
E-Mail: angellopezrepresenta@gmail.com
Zona: **Madrid y Guadalajara**

José Mª González
Móvil: 610-71-01-00
E-Mail: jmaria.chiqui@gmail.com
Zona: **Málaga**

Antonio Duran (MELEC)
Móvil: 640-15-09-23
E-Mail: comercial@melecsl.com
Zona: **Galicia**

Francisco Baena Pérez
Móvil: 627-96-44-07
E-Mail: representacionestecnicasbaena@gmail.com
Zona: **Sevilla, Huelva y Cádiz**

Antonella García
Móvil: 615-010-500
E-Mail: antonellakronwell@gmail.com
Zona: **Castellón, Valencia, Islas Baleares**

Carlos Salafranca
Móvil: 678-74-61-37
E-Mail: c.salafranca@ilunova.com
Zona: **Aragón y La Rioja**

Carmelo Serrano
Móvil: 610-46-50-26
E-Mail: carmelo.serrano@cselectrica.com
Rubén Serrano
Móvil: 678-641-391
E-Mail: ruben.serrano@cselectrica.com
Zona: **País Vasco, Asturias, León, Zamora, Salamanca, Cantabria, Palencia, Valladolid, Burgos, Álava y Navarra**

Julio Pérez
Móvil: 696-94-22-26
Fijo: 928-29-08-53
E-Mail: jpf_esc@electrosoncanarias.e.telefonica.net
Zona: **Islas Canarias**

Foreign representatives

Argentina
FEGIME Latam
San Vladimiro 3056, San Isidro
B1642 Buenos Aires, Argentina
Phone: +54 1147356050
E-Mail: info@fegime.com.ar
www.fegime.com.ar

Australia
Amplitude Pty Ltd
23 Barrel Street
BOKARINA QLD 4575, Australia
Phone: +61 411 803 556
E-Mail: dan@amplitude.net.au
www.amplitude.net.au

Belgium
S.A. HUPPERTZ N.V.
Terbekehofdreef 51
B 2610 Wilrijk
Phone: 02/334 34 34
Fax: 02/334 34 40
E-Mail: info@huppertz.be

Bosnia
HAUPA S.E.E. d.o.o.
Miroslava Krleze 24
71000 Sarajevo
Phone/Fax: +387(0)33545725
GSM: +38763891678
E-Mail: goran.hrgovic@haupa.com

Bulgaria
Direct support by HAUPA Main Ofice/
Export Dept. Mr. Marc Wolter
Phone: +49 2191 8418-0
Fax: +49 2191 8418-840
E-Mail: marc.wolter@haupa.com
www.haupa.com

Chile
Santander Import Chile S.P.A.
Exequiel Fernández 4592
Macul, Región Metropolitana, Chile
Phone: +56 2 2454 8062
E-Mail: oluengo@santanderimport.cl

Denmark
Wexøe A/S
Lejrvej 31
3500 Værløse, Denmark
Phone: +45 45 46 58 00
E-mail: wexoe@wexoe.dk

Estonia
UAB HAUPA Baltics
Zirmunu 139 - 309
Vilnius 09121, Lithuania
GSM: +370 699 633 63
E-Mail: andrius.krisiunas@haupa.com
www.haupa.com

Finland
UAB HAUPA Baltics
Zirmunu 139 - 309
Vilnius 09121, Lithuania
GSM: +370 699 633 63
E-Mail: andrius.krisiunas@haupa.com
www.haupa.com

France
SAS MAPAF
6 Route Nationale
57480 Malling, France
Phone: +33 612 81 24 11
E-mail: bmistler@mapaf.fr

Greece
Technomat S.A.
Industrial Area of Sindos
57022 Thessaloniki
Phone: +30 2310 777000
Fax: +30 2310 797998
E-Mail: technomat@technomat.gr
www.technomat.gr

Großbritanien
CEE Norm U.K. LTD
Unit 2, Highbridge Court, Stafford Park
Telford, Shropshire TF3 3BD
Phone: +44 1952 212700
Fax: +44 1952 212711
E-Mail: sales@ceenorm.co.uk

India
Electro Crimp Contacts (I) Pvt. Ltd.
44/17/1, M.I.D.C, Satpur
422007 Nasik, Maharashtra
Phone: 0091 0253 2350838
Fax: 0091 0253 2354948
Mobil: 9850888866
E-Mail: harshad@eccipl.com
www.eccipl.com

Ireland
MCC Controls Ltd.
Robinhood Business Park
Robinhood Road, Dublin 22
Phone: +353 14506450
Fax: +353 14506104
E-Mail: nfo@mcc-controls.com

Iceland
Smith & Norland
Nóatúni 4
IS-105 Reykjavik
Phone: 00354 520 3000
Fax: 00354 520 3011
E-Mail: hallan@sminor.is

Israel
ER-CO LTD-Management
Tzela Ha-Har-7
IL 7178558 Modi´in
Phone: 00972 732020000
Fax: 00972 732020001
E-Mail: info@erco.co.il / www.erco.co.il

Italy
Direct support by HAUPA Main Ofice/
Export Dept. Mr. Richard Woestenenk
Phone: +49 2191 8418-280
Fax: +49 2191 8418-880
E-Mail: richard.woestenenk@haupa.com
www.haupa.com

Kosovo
AURORA SHPK
Magjistralia Prishtinë Shkup km 4
10000 Prishtinë
Phone: +377 38 606 123
Fax: +377 44 869 727
E-Mail: info@aurora-kos.com

Croatia
HAUPA S.E.E. d.o.o.
Miroslava Krleze 24
71000 Sarajevo
Phone/Fax: +387(0)33545725
GSM: +38763891678
E-Mail: goran.hrgovic@haupa.com

Latvia
UAB HAUPA Baltics
Zirmunu 139 - 309
Vilnius 09121, Lithuania
GSM: +370 699 633 63
E-Mail: andrius.krisiunas@haupa.com
www.haupa.com

Lithuania
UAB HAUPA Baltics
Zirmunu 139 - 309
Vilnius 09121, Lithuania
GSM: +370 699 633 63
E-Mail: andrius.krisiunas@haupa.com
www.haupa.com

Luxembourg
Minusines S.A.
8, rue François Hogenberg
L-1735 Luxembourg
Phone: +352 49 58 58 1
Fax: +352 49 58 66
E-Mail: info@minusines.lu

Malta
VCT Ltd.
Ponsomby Street
Mosta, MST 4032
Phone: +356 2143 2571
Fax: +356 2143 6186
E-Mail: info@vct.com.mt

Macedonia
HAUPA S.E.E. d.o.o.
Miroslava Krleze 24
71000 Sarajevo
Phone/Fax: +387(0)33545725
GSM: +38763891678
E-Mail: goran.hrgovic@haupa.com

Mexico
KLOEMECOM S.A. de C.V.
Carretera a San Bernardino Chalchihuapan #7-A
San Pablo Ahuatempan, Santa Isabel, Cholula
Puebla. C.P.74355, Mexico
Phone: +52 222 283 2345
Fax: +52 222 283 2348
E-Mail: ventas@kloeme.com | jlopez@kloeme.com
www.kloeme.com

New Zealand
TransNet NZ Ltd
78 Cryers Road, East Tamaki
Auckland 2013
Phone: +64 9 274 3340
Fax: +64 9 274 5490
E-Mail: sales@transnet.co.nz

Netherlands
ARIWO Richard Woestenenk
D.J. Bunschotenstraat 14
7471 CZ Goor
Phone: 0031 612885793
E-Mail: richard.woestenenk@haupa.com

Foreign representatives

Norway
VIX AS
Stabburveien 24
1617 Fredrikstad
Phone: +47 92 43 12 00
E-Mail: post@vix.no

Austria
M. Schurrer & Co. GmbH
Bayernstraße 39
A-5071 Wals-Siezenheim
Phone: +0662 85 47 17
Fax: +0662 85 46 32
E-Mail: austria@haupa.com

Poland
HAUPA Polska Sp. z o.o.
ul. Norwida 11
55100 Trzebnica
Phone: +48 (0)71 387 48 13
Fax: +48 (0)71 387 48 14
E-Mail: haupa@haupa.pl

Portugal
SIGNIVOLTAGE
Rua Poeta Bocage, 2 - 1ºE,
1600-233 LISBOA,
Tel. +351 218 160 240
E-mail: alberto.cardoso@haupa.com

Romania
SC HAUPA SRL
331059 Hunedoara
Bulevard 1848, Nr. 13, Ap. 6
GSM: +4 0744 561 567
Fax: +4 0354 407 994
E-Mail: mihai.lupu@haupa.com

Sweden
Direct support by HAUPA Main Ofice/
Export Dept. Mr. Dirk Obermann
Phone: +49 2191 8418-0
Fax: +49 2191 8418-840
E-Mail: dirk.obermann@haupa.com

Switzerland
AXTRON GmbH
Hungerbüelstr. 22
CH-8500 Frauenfeld
Phone: 0041/527215858
Fax: 0041/527215859
E-Mail: info@axtron.ch

Serbia
iCON by HAUPA d.o.o.
Miše Dimitrijevića 44
21000 Novi Sad
GSM: +381 21 300-2937
E-Mail: info@iconbyhaupa.rs
www.iconbyhaupa.rs

Slovakia
Direct support by HAUPA Main Ofice/
Export Dept. Mr. Dirk Obermann
Phone: +49 2191 8418-0
Fax: +49 2191 8418-840
E-Mail: dirk.obermann@haupa.com

Slovenia
HAUPA S.E.E. d.o.o.
Miroslava Krleze 24
71000 Sarajevo
Phone/Fax: +387(0)33545725
GSM: +38763891678
E-Mail: goran.hrgovic@haupa.com

Spain
HAUPA Ibérica S. L. U.
C/ Muralla de Sant Llorenç, 37 2ºA
08302 Mataró
Phone: +34 93-63-82-111
Fax: +34 93-66-21-686
E-Mail: comercial@haupa.es

South Africa
Surge Technology (Pty) Ltd.
18-20 Arbeid Avenue, Strydom Park
Randburg 2125
Phone: +27 (0) 11 792-1303/4/5
Fax: +27 (0) 11 793-6928
E-Mail: info@surgetec.co.zam

Czechia
ELIMA ELEKTRO s.r.o.
Hradecká 506
506 01 Jičín
Phone: +420 493 524 390
Fax: +420 493 525 720
E-Mail: objednavky@elima.cz

Taiwan
Power Forward co., ltd
No.8, Ln.32, Guilin St., Qianzhen District
806 Kaohsiung City
Phone: +38 75362767
E-Mail: powerforward.mail@gmail.com

Ukraine
TEKO INTERFACE TOB
ul. Lomonosova, 73 g
03189 Kiev
Phone: +38 044 374-06 -40
Fax: +38 044 374-06- 42
E-Mail: info@tekointerface.com.ua
www.tekointerface.com.ua

Ukraine
Scientific-Produktion Firm, Electrodinamika
Isaevskaya Str. 5
61033 Kharkov
GSM: +38 (057) 704-15-41
Fax: +38 (057) 715-79-98
E-Mail: office@electrodinamika.com
www.electrodinamika.com.ua

Hungary
POLY-NORM 2000 Kft.
Lőcsei út 81.
1147 Budapest
Phone: +361/461-0170
Fax: +361/321-1618
E-Mail: haupa@polynorm2000.hu

Central America
INTEK
Guatemala, El Salvador, Honduras,
Nicaraqua, Costa Rica
www.intek-ca.com

Cyprus
Direct support by HAUPA Main Ofice/
Export Dept. Mr. Dirk Obermann
Phone: +49 2191 8418-0
Fax: +49 2191 8418-840
E-Mail: dirk.obermann@haupa.com

Contact

haupa®
... convincing solutions

Legend

	total length in mm
m	total length in m
mm	span width in mm
"	Tube diameter
mm	span width in mm
Ø	diameter in mm
A	sleeve length
Al	aluminium
B	flange width
Balloon Ø	Balloon diameter
BL	blade length
c	flange length
c1	flange length 1
c2	flange length 2
CL	cutting length
Col.	colour
Cont.	content
content ml	content in ml
crimp	crimping range
crimp coaxial	crimping range coaxial
crimp modular	crimping range modular
CSS	cross-section in mm
CSS rm/sm	cross-section rm/sm
CSS/red.	conductor cross-section reduced
Cu	copper
Cu Ø	Copper pipe diameter
CW	cutting width
d1	internal diameter
d1/red.	internal diameter reduced
d2	hole diameter
d4	external diameter
db	Insulation value SNR
depth (D)	depth in mm
Drill Ø	Diameter drill
drum/kg	drum weight in kg
drum/Ø	drum diameter in mm
drum/width	drum width in mm
E	length to middle of hole
H1	height 1 in mm
height (H)	height in mm
Hole Ø	Hole diameter
HW	hammer weight in g
Id.	identification number
Id. Al	identification number Al
Id. Cu	identification number Cu
Inner Ø	Inner diameter
kg/100	weight in kg/100 pcs.
kg/h	Gas quantity in kg/h
KlBr	Blade width
kN	Lifting capacity
l	length in mm
Loc.	locator
mat.	material
max. ml	Cartridge capacity
max. Ø	Max. cartridge diameter
mm²	diameter in mm²
N/Ø	nail diameter
NL	nail length
No.	number
NP	nominal pressure in bar
Ø	cross-section in mm
Ø after	diameter after shrinkage
Ø before	diameter before shrinkage
Ø mm²	Max. cable cross section
Ø/Inch	diameter in inch
Ø bo.	bolt diameter in mm
Outer Ø	Outer diameter
PE/PU	pricing/packing unit
PU	packing unit
PW	pressing width

role/G	role weight in g
rope mm²	Cable cross-section
rope Ø	Suitable for lanyard diameter
rope-Ø	rope diameter in mm
s	material thickness
Sbl.	saw blade length
se	single core sector
Shaft Ø	Shaft diameter
size	size in mm
sm	multiple core sector
span Ø	Jaw width
strength (St.)	strength in mm
Tin %	Tin percentage
TL	total length in m
TM	thread metric
TMA	tested/Measured area
TPI	Teeth Per Inch
Tube Ø	Tube diameter
v1	slim pressing
v2	witdh in mm
width (B)	witdh in mm
WS	wrench size

General Terms and Conditions of Trade

haupa®

... convincing solutions

HAUPA GmbH General Terms and Conditions of Business and Delivery

1 General/ provisions/Scope
1.1 These HAUPA GmbH (hereinafter referred to as "HAUPA") General Terms of Business and Delivery apply exclusively. Terms and conditions of a HAUPA contractual partner (hereinafter referred to as a "Customer") that contradict or deviate from these Terms and Conditions of Sale and Delivery will not be recognised unless HAUPA has expressly agreed in writing to the applicability of such deviating terms and conditions. These Terms and Conditions of Business and Delivery shall also apply if HAUPA makes a delivery to a Customer without reservation with knowledge that the Customer's terms and conditions conflict with or deviate from these Terms and Conditions of Business and Delivery.

1.2 These Terms and Conditions of Business and Delivery also apply to all future transactions with the Customer.

1.3 These Terms and Conditions of Business and Delivery only apply in dealings with business enterprises.

2 Offer and acceptance
2.1 All offers from HAUPA are subject to confirmation. This is subject to reservation of the right to discontinue articles and to make price changes. The scope of HAUPA's delivery obligation is determined by its order confirmation or offer. Verbal and telephonic agreements only become effective upon written confirmation.

2.2 If an order qualifies as an offer according to section 145 German Civil Code (BGB), HAUPA may accept such an offer within four weeks. A contract is concluded at the latest upon dispatch of the order confirmation, shipment of ordered goods or, in the case of partial delivery, upon shipment of the first delivery.

2.3 Documents, drawings, weight and measurement data, samples, etc. contained in offers are only approximate information and do not represent guaranteed characteristics. HAUPA is entitled to deviate from descriptions in an offer, provided that such deviations are not of a fundamental or essential nature and do not impair the contractually intended use.

2.4 If parts are manufactured by HAUPA according to Customer drawings, drawings prepared by HAUPA and approved by the Customer are deemed to be authoritative. Deviations from approved drawings must be agreed separately and any additional costs incurred as a result must be reimbursed.

2.5 If the Customer requests customised cost estimates, any associated expenses must be reimbursed. If an order is placed, any respective expenses in this regard will be offset against the purchase price.

3 Intellectual property rights
3.1 HAUPA reserves ownership and copyright to all illustrations, drawings, calculations and other documents. Without limitation, this applies to written documents that are designated as "confidential". They may only be disclosed to third parties by the Customer with the prior written consent of HAUPA.

3.2 If supplies of goods and services are made on the basis of drawings or other information provided by the Customer, and if third-party industrial property rights are asserted in this regard, as between the parties, the Customer shall indemnify HAUPA against all such claims.

4 Delivery/Delay in delivery
4.1 Delivery periods and delivery dates shall only be deemed to have been agreed as binding if they are expressly agreed in writing in the offer. HAUPA shall not be bound by the delivery date or the delivery period if the Customer does not fulfil its obligations (instalment payments, provision of necessary documents, etc.) on a timely basis. The right to assert the defence of non-performance of the contract remains reserved.

4.2 Delivery periods shall commence on the day on which the contract was concluded in writing at the earliest. The commencement of such period presupposes clarification of all technical questions.

4.3 In the event of subsequent changes requested by the Customer, HAUPA is released from the obligation to comply with the delivery date or delivery period.

4.4 The delivery period shall be deemed to have been complied with if the delivery item has left HAUPA's works, or HAUPA has provided notice that goods are ready for dispatch, by the end of the delivery period.

4.5 The Customer cannot assert any claims due to delays in delivery which are not due to intent or gross negligence on the part of HAUPA. This applies in particular to delays in delivery due to a force majeure event. In such cases, the agreed delivery date or delivery period shall be postponed in accordance with the duration of the respective impediment to delivery.

4.6 Returns can only be made with the express prior consent of HAUPA. Parts from the current delivery programme must be returned in their original packaging free of defects and in salable condition. Returns must be carriage paid and at the risk of the sender with deduction of a 20% return fee. Processing fees will be deducted on a time and materials basis. Such costs may include recoding, cleaning and repackaging expenses.

4.7 If the Customer is in default of acceptance or violates other duties to cooperate, HAUPA is entitled to demand compensation for damages incurred in this respect, including any additional expenses. HAUPA is also entitled to set a reasonable acceptance period for the Customer and to withdraw from the contract after its expiry without success and may claim damages in lieu of performance.

4.8 In the case of special articles, HAUPA reserves the right to make over or underdeliveries of up to 10%.

5 Passage of risk/Packaging
5.1 Risk shall pass to the Customer upon dispatch of the goods at the latest, even if partial deliveries are made.

5.2 Deliveries are made ex works. HAUPA will insure the goods against insurable risks at the expense of the Customer only on the Customer's express request.

5.3 Transport packaging and all other packaging in accordance with the Packaging Ordinance shall not be taken back. The Customer is obliged to arrange for the disposal of such packaging at its own expense.

6 Prices/Payment terms
6.1 Unless otherwise stated in the order confirmation, prices quoted are ex works in all cases, excluding packaging, which shall be charged separately.

6.2 Quoted prices are net prices; statutory value added tax will be added at the applicable rate.

6.3 HAUPA may charge the Customer for any additional costs incurred as a result of subsequent change requests.

6.4 Invoices are due for payment within 30 days of the invoice date without deduction. Discounts shall only be deemed agreed if expressly confirmed in writing by HAUPA.

6.5 HAUPA is entitled, even in the event of conflicting payment terms of the Customer, to apply payment first to the oldest obligation not yet reduced to judgement. If costs or interest have already been incurred, HAUPA is entitled to set off payments first against the costs, then against interest and finally against the principal obligation.

6.6 HAUPA is entitled to assign claims within the HAUPA Group.

6.7 The Customer is only entitled to apply a set-off if and insofar as its counterclaims have been reduced to final judgement, are undisputed or have been acknowledged in writing by HAUPA. The Customer's right of retention is limited to claims arising from the contractual relationship.

7 Liability
7.1 HAUPA is not liable for damages caused by improper handling, wear, storage or other actions of the Customer or third parties.

7.2 Statutory claims arising from liability for material defects shall become time-barred 24 months after delivery of the goods. This does not constitute a guarantee of liability. Batteries are excluded from this limitations period. For supplies of batteries, we only recognise a period of six months from delivery. This does not constitute a guarantee of durability.

7.3 The Customer is obliged to comply with its duty of inspection according to section 377 German Commercial Code (HGB) even if the goods are resold.

7.4 HAUPA has the right to choose between repair or replacement.

7.5 HAUPA shall not bear expenses required for the purpose of tracking if such expenses are increased by the fact that the goods were taken to a place other than the Customer's place of business after delivery. This does not apply if moving the product conforms to its intended use.

7.6 The Customer's right of recourse against HAUPA on account of claims arising from liability for material defects asserted against the Customer by its customers is excluded if the Customer has not fulfilled its obligation to inspect and give notice of defects or if the goods have been modified by means of processing.

7.7 HAUPA's liability for damages according to applicable statutory provisions is unlimited if a breach of duty attributable to HAUPA is based on intent or gross negligence. To the extent that the respective breach of duty attributable to HAUPA is due to ordinary negligence, and an essential contractual obligation has been culpably breached, liability for damages is limited to foreseeable damages typically occurring in comparable cases. Liability is excluded all other cases.

7.8 This is without prejudice to liability according to the provisions of the Product Liability Act. This is likewise without prejudice to liability for injury to life, limb and health.

8 Retention of title
8.1 HAUPA retains title to all parts that have been delivered until receipt of all payments under the delivery contract. If the Customer is in breach of contract, in particular by being in default of payment, HAUPA is entitled to repossess the goods.

8.2 The Customer is obliged to treat all goods delivered to it with care and to insure them, at its own expense, against any form of destruction at their replacement value for the period during which title is retained.

8.3 Costs for maintenance and inspection work shall also be borne by the Customer during the period during which title is retained even if such work carried out by HAUPA.

8.4 In the event of seizures or other forms of attachment by third parties, the Customer must inform HAUPA immediately in writing so that HAUPA may intervene as a third party. In the event that a third party is not in a position to reimburse the judicial and extrajudicial costs of such an action, the Customer shall be liable for such costs.

8.5 The Customer is entitled to resell purchased items in the ordinary course of business. However, the Customer hereby assigns to HAUPA all claims that accrue to it from resales to their customers or third parties in the amount of HAUPA's final invoice amount (including VAT), irrespective of whether the object of sale has been resold without or after processing. The Customer remains entitled to collect such claim even after delivery. This is without prejudice to HAUPA's authority to collect such claims itself. However, HAUPA undertakes
not to collect such claims as long as the Customer meets its payment obligations from the proceeds collected, is not in default of payment and, in particular, no
petition for the opening of insolvency proceedings has been filed or payments have not been suspended.

8.6 If delivered goods are inseparably mixed or combined with other objects not belonging to HAUPA, HAUPA shall acquire co-ownership of the new or combined object in the ratio of the value of the delivered goods (final invoice amount including value added tax) to the other object(s) at the time of mixing

or combining. The Customer shall safeguard sole ownership or co-ownership thus created on behalf of HAUPA.

8.7 Payment of cost allocations for tools do not entitle the Customer to such tools; they remain the sole property of HAUPA.

9 Prohibition of assignment
No claims of the Customer against HAUPA arising from the contractual relationship may be assigned.

10 Product liability
10.1 The Customer may only use the goods as intended and must ensure that such goods are resold only to persons familiar with the product hazards and risks.

10.2 When using the goods as raw materials and component products for its own products, the Customer is likewise obliged to comply with its warning obligation with regard to goods delivered by HAUPA when placing the end product on the market. As between the parties, the Customer shall, upon first request, indemnify and hold HAUPA harmless against the assertion of claims in the event of a breach of this obligation.

11 Miscellaneous/Final provisions
11.1 The place of performance is the location of HAUPA's registered office.

11.2 The place of jurisdiction for all disputes arising under or in connection with this contract is the location of HAUPA's registered office. However, HAUPA is also entitled to sue the Customer at the court located at the location of the registered office the Customer with general jurisdiction over the Customer or at the place where the Customer has a branch office.

11.3 The domestic law of the country in which HAUPA has its registered applies exclusively to the exclusion of the UN Convention on Contracts for the International Sale of Goods.

12 Data protection
12.1 In accordance with section 4 of the German Federal Data Protection Act, the Customer agrees that personal data may be processed by the contractor using electronic means. It is aware that data will not be transferred to third parties outside the HAUPA Group and that it may refuse or withdraw consent with effect for the future.

Last updated: october 2024

Quality

HAUPA has been certified according to DIN EN ISO 9000 since 1996 (2003 DIN EN ISO 9001).

In order to incorporate a true quality standard the quality management department of HAUPA decided at a very early stage to apply for ISO 9000 certification, which controls and covers the complete internal working and monitoring procedures. From goods receipt to dispatch – all working processes are carried out according to defined procedures.

All HAUPA employees receive regular training in order to comply with these standards and to encourage them to actively suggest ways of improving the processes. Special, so-called QMB employees analyse modified structures and integrate these into the defined standards. Independent auditors carry out audits at regular intervals to ensure compliance.

DIN EN ISO 9001:2015 - Certificates

ZERTIFIKAT

Hiermit wird bescheinigt, dass das Managementsystem der:

Haupa GmbH & Co. KG

Lange Straße 40
42857 Remscheid, Deutschland

Siehe Anhang für zusätzliche Standorte und Geltungsbereiche

durch Intertek auditiert und zertifiziert wurde in Bezug auf die Anforderungen der:

DIN EN ISO 9001:2015

Geltungsbereich des Managementsystems:

Herstellung und Vertrieb von Werkzeugen und Kabelverbindungstechnik

IAF: 17, 29

Die Gültigkeit dieses Zertifikats ist abhängig von jährlich wiederkehrenden Überwachungen

Zertifikat-Reg.-Nr.: 2024-03168-00
Erst-Zertifizierung am: 30 Juli 2003
Datum der Zertifizierungsentscheidung: 29 Juli 2024
Ausstellungsdatum: 29 Juli 2024
Gültig bis: 30 Juli 2027

ACCREDIA
SGQ N° 004H9G
Signatory of EA, IAF and ILAC Mutual Recognition Agreements

Calin Moldovean
President, Business Assurance
Intertek Italia S.p.A.
Via Miglioli, 2/A
20063 Cernusco sul Naviglio (MI)
ITALY

CERTIFICATE OF REGISTRATION

This is to certify that the Management System of:

Haupa GmbH & Co. KG

Main Site: Lange Straße 40
42857 Remscheid, Germany

See appendix for additional sites and additional site scopes

has been assessed by Intertek as conforming to the requirements of:

DIN EN ISO 9001:2015

The management system is applicable to:

Overall scope:

Production and selling of tools and cable joint technology

IAF: 17, 29

The validity of this certificate is subject to yearly surveillances

Certificate Number: 2024-03168-00
Initial Certification Date: 30 July 2003
Certification Decision Date: 29 July 2024
Certificate Issue Date: 29 July 2024
Certificate Expiry Date: 30 July 2027

ACCREDIA
SGQ N° 004H9G
Membro degli Accordi di Mutuo Riconoscimento EA, IAF e ILAC
Signatory of EA, IAF and ILAC Mutual Recognition Agreements

Calin Moldovean
Presidente, Business Assurance
Intertek Italia S.p.A.
Via Miglioli, 2/A
20063 Cernusco sul Naviglio (MI)
ITALY

CERTYFIKAT

Zaświadcza się, iż System Zarządzania firmy:

Haupa GmbH & Co. KG

Lange Straße 40
42857 Remscheid

Załącznik dotyczący dodatkowych zakładów i ich zakresy certyfikacji

został oceniony i zarejestrowany przez Intertek, jako spełniający wymagania:

DIN EN ISO 9001:2015

Zakres systemu zarządzania:

Produkcja i dystrybucja narzędzi i techniki łączenia kabl

IAF: 17, 29

Die Gültigkeit dieses Zertifikats ist abhängig von jährlich wiederkehrenden Überwachungen

Numer Certyfikatu: 2024-03168-00
Data Pierwotnej Certyfikacji: 30 Lipiec 2003
Data decyzji o wydaniu certyfikatu: 29 Lipiec 2024
Data Wydania: 29 Lipiec 2024
Data Ważności: 30 Lipiec 2027

ACCREDIA
SGQ N° 004H9G
Signatory of EA, IAF and ILAC Mutual Recognition Agreements

Calin Moldovean
President, Business Assurance
Intertek Italia S.p.A.
Via Miglioli, 2/A
20063 Cernusco sul Naviglio (MI)
ITALY

HAUPA products are certified in accordance with

VDE GS

1000V IEC 60900

RoHS

UL

Brunel

Memberships

ETIM International

ZVEI Die Elektroindustrie

IHK Bergische Industrie- und Handelskammer Wuppertal-Solingen-Remscheid

open datacheck

EN

BRINKO®

powered by haupa®

PEFC

Product Portfolio 2025

brinko.de

catalogue to go